



AFP SURVEILLANCE

2-Oct-17

Week 39, ending 01 October 2017

Number 991

Table 1: Acute Flaccid Paralysis (AFP) cases by week of onset

Country	Reported AFP cases by week of onset - Week (39/17) / Ending on : 01/10/2017														
	Total AFP 2015	Total AFP 2016	Total AFP to date, 2017	W28 16 Jul 17	W29 23 Jul 17	W30 30 Jul 17	W31 06 Aug 17	W32 13 Aug 17	W33 20 Aug 17	W34 27 Aug 17	W35 03 Sep 17	W36 10 Sep 17	W37 17 Sep 17	W38 24 Sep 17	W39 01 Oct 17
Afghanistan	2738	2905	2224	67	73	64	65	65	58	51	39	53	51	13	
Bahrain	19	14	13	0	0	0	0	0	0	0	0	0	1	0	
Djibouti	3	3	4												
Egypt	1046	1092	930	30	26	20	31	22	23	15	11	20	25	14	5
Iran	780	776	554	17	14	14	22	11	13	14	16	11	6	3	
Iraq	520	605	486	8	7	14	11	14	23	17	9	12	10	5	1
Jordan ****	90	107	75	3	0	0	2	1	3	3	0	0	6	0	
Kuwait	32	50	40	1	0	0	0	2	2	1	0	1	0	0	0
Lebanon ****	113	111	62	4	0	2	0	1	0	0	2	1	1	0	
Libya	54	70	64	1	0	3	1	0	2	0	1	1	2	2	
Morocco	79	84	88	1	5	0	1	1	3	2	5	0	1	0	1
Oman	39	39	20	0	1	0	1	0	0	0	1	0	0	0	0
Pakistan	5814	7847	6760	189	201	218	194	166	190	134	108	138	88	28	0
Palestine ****	38	46	26	1	1	0	0	0	1	0	0	1	1	1	0
Qatar	11	9	12	1	0	0	0	0	1	0					
Saudi Arabia	254	273	158	7	3	3	1	0	0	3	0	0	1	1	0
Somalia	281	316	277	4	7	7	7	5	8	7	5	8	10	4	1
Sudan	436	509	390	11	7	11	16	13	10	5	9	14	13	3	0
Syria ****	235	303	259	9	7	5	15	10	13	7	3	4	0	4	
Tunisia	64	90	40	0	1	3	1	0	2	0	0	0	0	0	
U.A.E	31	42	34	1	0	1	0	1	1	0	1	0	1	0	0
Yemen	537	715	493	8	13	14	6	10	16	15	8	13	13	8	
Total EMR	13214	16006	13009	363	366	379	374	322	369	274	218	277	230	86	8

☐ No data = No report received

Table 2: Confirmed polio cases by month of onset

Country	Total year 2015	Total year 2016	01/10		Confirmed polio cases by month of onset											
			2016	2017	November 2016	December 2016	January 2017	February 2017	March 2017	April 2017	May 2017	June 2017	July 2017	August 2017	September 2017	October 2017
Afghanistan	20	13	10	6	0	1	2	1	0	1	0	1	1			
Bahrain	0	0	0	0	0	0	0	0	0	0	0	0		0		
Djibouti	0	0	0	0	0	0										
Egypt	0	0	0	0	0	0	0	0	0	0	0					
Iran	0	0	0	0	0	0	0	0	0	0	0	0	0			
Iraq	0	0	0	0	0	0	0	0	0	0	0	0	0			
Jordan ****	0	0	0	0	0	0	0	0	0	0	0	0	0			
Kuwait	0	0	0	0	0	0	0	0	0	0	0	0	0			
Lebanon ****	0	0	0	0	0	0	0	0	0	0	0	0	0	0		
Libya	0	0	0	0	0	0	0		0	0		0	0			
Morocco	0	0	0	0	0		0	0	0		0	0	0			
Oman	0	0	0	0	0	0	0	0	0	0	0	0	0	0	0	
Pakistan	54	20	16	5	1	1	1	1	0			1		2		
Palestine ****	0	0	0	0	0	0		0	0	0	0	0		0		
Qatar	0	0	0	0	0	0	0	0	0	0	0	0	0			
Saudi Arabia	0	0	0	0	0	0	0	0								
Somalia	0	0	0	0	0	0	0	0	0	0	0	0				
Sudan	0	0	0	0	0	0	0	0	0	0	0	0	0	0		
Syria ****	0	0	0	0	0	0	0	0	0	0	0	0	0			
Tunisia	0	0	0	0	0	0	0	0	0	0	0	0	0	0		
U.A.E	0	0	0	0	0	0	0	0	0	0	0	0	0			
Yemen	0	0	0	0	0	0	0	0	0	0	0	0	0			
Total EMR	74	33	26	11	1	2	3	2	0	1	0	2	1	2	0	0

**** UNRWA cases are included with those of country of residence



Table 3: Investigation of AFP cases with paralysis onset in 2016 & 2017 up to Week (39/17) / Ending on : 01/10/2017

COUNTRY	2016												2017												Latest line List Date
	AFP									Specimen	Wild cases ****		AFP									Specimen	Wild cases ****		
	Total AFP cases onset 2016	Case classification					Non polio AFP rate **	AFP cases pending classification > 90 days from onset of paralysis	AFP cases pending classification and lab > 90 days from onset of paralysis		% with *** adequate specimens	Wild P1 Poliovirus	Wild P3 Poliovirus	Total AFP cases onset 2017	Case classification					Annualized Non polio AFP rate **	AFP cases pending classification > 90 days from onset of paralysis		AFP cases pending classification and lab > 90 days from onset of paralysis	% with *** adequate specimens	
		Total Confirmed Polio Cases *	Polio Compatible	Pending Classification	Discarded (non polio AFP)	VDPV				Total Confirmed Polio Cases *					Polio Compatible	Pending Classification	Discarded (non polio AFP)	VDPV							
Afghanistan	2905	13	0	0	2891	1	14.4	0	0	92.2	13	0	2224	6	0	163	2055	0	14.4	19	1	93.7	6	0	28-09-2017
Bahrain	14	0	0	0	14	0	4.9	0	0	100.0	0	0	13	0	0	2	11	0	6.0	1	1	100.0	0	0	28-09-2017
Djibouti	3	0	0	0	3	0	1.0	0	0	33.3	0	0	4	0	0	4	0	0	1.8	4	4	100.0	0	0	10-04-2017
Egypt	1092	0	0	0	1092	0	2.9	0	0	94.1	0	0	930	0	0	75	854	1	3.3	2	2	91.2	0	0	30-09-2017
Iran	776	0	0	0	775	1	4.2	0	0	95.5	0	0	554	0	0	22	532	0	3.9	0	0	97.5	0	0	30-09-2017
Iraq	605	0	0	0	604	1	4.2	0	0	80.7	0	0	486	0	0	49	437	0	4.3	8	1	86.2	0	0	01-10-2017
Jordan	107	0	0	0	107	0	3.8	0	0	100.0	0	0	75	0	0	27	48	0	3.5	5	0	100.0	0	0	24-09-2017
Kuwait	50	0	0	0	50	0	5.7	0	0	90.0	0	0	40	0	0	4	36	0	6.1	0	0	87.5	0	0	01-10-2017
Lebanon	111	0	0	0	111	0	5.8	0	0	82.9	0	0	62	0	0	11	51	0	4.4	5	0	72.6	0	0	29-09-2017
Libya	70	0	0	0	70	0	3.4	0	0	97.1	0	0	64	0	0	10	54	0	4.2	3	3	95.3	0	0	30-09-2017
Morocco	84	0	0	0	84	0	0.8	0	0	61.9	0	0	88	0	0	34	54	0	1.1	18	1	64.8	0	0	29-09-2017
Oman	39	0	0	0	39	0	4.5	0	0	89.7	0	0	20	0	0	1	19	0	2.9	0	0	90.0	0	0	01-10-2017
Pakistan	7847	20	5	0	7820	2	10.0	0	0	87.4	20	0	6760	5	0	603	6152	0	11.6	164	16	88.3	5	0	02-10-2017
Palestine	46	0	0	0	46	0	2.4	0	0	97.8	0	0	26	0	0	4	22	0	1.8	0	0	100.0	0	0	01-10-2017
Qatar	9	0	0	0	9	0	3.0	0	0	100.0	0	0	12	0	0	5	7	0	5.4	2	0	91.7	0	0	27-08-2017
Saudi Arabia	273	0	0	0	273	0	2.8	0	0	98.2	0	0	158	0	0	86	72	0	2.2	64	60	96.8	0	0	01-10-2017
Somalia	316	0	0	0	315	1	5.5	0	0	99.1	0	0	277	0	0	18	259	0	6.4	0	0	98.9	0	0	01-10-2017
Sudan	509	0	0	0	509	0	2.8	0	0	97.6	0	0	390	0	0	24	366	0	2.9	1	0	97.2	0	0	01-10-2017
Syria	303	0	0	0	303	0	3.9	0	0	87.8	0	0	259	0	1	30	183	47	4.4	1	0	81.9	0	0	30-09-2017
Tunisia	90	0	0	0	89	1	3.4	0	0	77.8	0	0	40	0	0	0	40	0	2.0	0	0	77.5	0	0	29-09-2017
U.A.E	42	0	0	0	42	0	4.2	0	0	100.0	0	0	34	0	0	2	32	0	4.5	0	0	94.1	0	0	01-10-2017
Yemen	715	0	0	0	714	1	5.4	0	0	90.9	0	0	493	0	0	171	322	0	4.8	31	24	91.7	0	0	30-09-2017
EMR	16006	33	5	0	15960	8	6.4	0	0	89.7	33	0	13009	11	1	1345	11606	48	6.9	328	113	90.3	11	0	
2015	13214	74	15	1	13117	8	5.2	0	0	90.2	74	0													

Afghanistan non-polio AFP rates have been changed due to re-calculation of estimated population of below 15 years

* Confirmed polio cases refer to wild isolation from AFP cases or from contacts of negative index AFP cases
 ** Non-polio AFP per 100,000 children <15 years
 *** Adequate here refers to two stool specimens collected at least 24 hours apart, within 14 days of paralysis onset
 **** AFP cases co infected with P1 and P3 are counted separately as wild isolates



World Health Organization – Regional Office for Eastern Mediterranean
AFP SURVEILLANCE
Week 39, ending 01 October 2017

2-Oct-17
Number 991

Table 4 (a): Lab results of contacts' samples in EMR, 2016 - 2017

COUNTRY	2016						2017					
	# OF CONTACTS	LAB RESULTS					# OF CONTACTS	LAB RESULTS				
		WILD	VDPV	SL	NPEV	PENDING		WILD	VDPV	SL	NPEV	PENDING
AFG	1453	8		127	343		1031	1		68	243	49
BAH							2					
DJI	9				9							
EGY	362			13	49	14	314			4	38	24
IRN	170			3	6		82			2		
IRQ	658			28	102	6	445			10	55	20
JOR							2					
KUW	78						8					2
LEB	210			11	2	20	42			2	3	8
LIB							4					1
MOR	82			1	7	7	51				3	
OMA	102			1	7	2	58			1	13	4
PAK	2503	5		181	525		2665			131	584	143
PAL												
QAT												
SAA												
SOM	930		1	50	110		835			32	93	54
SUD	228				18	19	175			5	11	25
SYR	679			9	17		443		35	2	7	17
TUN	20				1	1	19				1	
UAE							2					
YEM	1723		2	37	277	5	1229			42	99	348
EMR	9207	13	3	461	1473	74	7407	1	35	299	1150	695

Table 4 (B): Most recent wild contacts in EMRO, 2016 - 2017

Year	Country	Data	
		Count of wild contacts	Date of Most Recent stool collection
2016	Pakistan	5	25-11-16
	Afghanistan	8	07-10-16
2016 Total		13	25-11-16
2017	Afghanistan	1	21-05-17
2017 Total		1	21-05-17

Table 4 (C): Number and distribution by district of -ve index AFP cases identified as wild positive by contact in EMR, 2016-2017

YEAR	COUNTRY	PROVINCE	DISTRICT	COUNT	First case	Last case
2016	AFG	KUNAR	SHIGAL WA SHELTAN	1	26-02-16	26-02-16
		HILMAND	NAWZAD	1	23-01-16	23-01-16
		PAKTIKA	BERMEL	1	01-09-16	01-09-16
	AFG Total			3	23-01-16	01-09-16
	PAK	KHYBER PAKHTOON	KOHISTAN	1	03-09-16	03-09-16
SINDH		BADIN	1	10-10-16	10-10-16	
PAK Total			2	03-09-16	10-10-16	
2017	AFG	HILMAND	NAWZAD	1	16-04-17	16-04-17
			AFG Total			1



Table 5: Laboratory investigation of AFP cases with paralysis onset in 2017 up to Week (39/17) / Ending on : (01/10/2017)

Country	Polio laboratories Sequencing performed by EGY, PAK, TUN, CDC and RIVM laboratories	AFP cases with specimens	Preliminary virus isolation results of AFP cases						Poliovirus intratypic differentiation results #										Indicators				Latest report Date			
			Referred for ITD		NPEV only	Negative	Pending		Type 1			Type 2			Type 3			Discordant pending sequence	NPEV by PCR	Non-EV	Pending ITD	% specimens positive for NPEV*		% AFP cases with culture results within 14 days	% AFP cases with ITD results within 7 days	% AFP cases with ITD results within 45 days of onset**
			L20B+	L20B+/NPEV			received < / = 14 days	received > 14 days ago	Wild	Sabin	VDPV	Wild	Sabin	VDPV	Wild	Sabin	VDPV									
Afghanistan	RRL Pakistan	2203	186	28	463	1429	97		5	147							3			20%	99%	99%	98%	01/10/2017		
Bahrain	PNL Oman	10				10														0%	100%		100%	02/10/2017		
Djibouti	NPL Kenya	4					4																	10/04/2017		
Egypt***	RRL Egypt	913	15	5	126	708	39	20		11		1		4			6	1		12%	100%	100%	99%	28/09/2017		
Iran	NPL Iran	564	9		4	532	17	2		5				7						1%	99%	100%	99%	30/09/2017		
Iraq	RRL Egypt	493	17		59	385	23	10		10				13						12%	100%	100%	100%	28/09/2017		
Jordan	RRL EGYPT	78	1		6	68	3							3						9%	100%	100%	75%	01/10/2017		
Kuwait	RRL Kuwait	47			3	39	4	1												4%	93%		98%	01/10/2017		
Lebanon	NPL Jordan	59	1		4	52	2													9%	100%		100%	01/10/2017		
Libya	RRL Tunisia	59			4	53	2													6%	100%		93%	29/09/2017		
Morocco	NPL Morocco	72			4	59	7	2												6%	89%		95%	29/09/2017		
Oman	NPL Oman	20			6	14														25%	95%		95%	02/10/2017		
Pakistan	RRL Pakistan	7016	301	20	1510	4807	367	10	5	170		8		218			1	4	1	19%	99%	98%	97%	01/10/2017		
Palestine & UNRWA		26			11	13	1	1												46%	22%		100%	01/10/2017		
Qatar	NPL Oman	12				12														0%	100%		100%	02/10/2017		
Saudi Arabia	NPL Oman	170	1		33	130		6												15%	99%		100%	17/09/2017		
Somalia	NPL Kenya	277	18	4	36	201	10	8		14				18						15%	25%		100%	01/10/2017		
Sudan	RRL Egypt	389	7		47	317	18	1		4				3			1			11%	100%	100%	100%	01/10/2017		
Syria	RRL Egypt	252	41		9	191	3	8		2			24 *	4		18				3%	100%	100%	90%	28/09/2017		
Tunisia	RRL Tunisia	48			4	43	1													6%	100%		98%	29/09/2017		
U.A.E	NPL Oman	34	2		3	29				2				2						8%	100%	100%	44%	02/10/2017		
Yemen	RRL Egypt	204	20	3	28	153				11				18			2			12%	100%	100%	37%	28/09/2017		
Total EMR 2017		12950	619	60	2360	9245	594	73	10	376		8	45	448		19	16	1	1	16%	97%	99%	96%			
Total EMR 2016		15747	823	93	2781	12035		12	28	482		86	6	565	1	2	23	3	4	15%	95%	98%	94%			

* Specimens from all sources including non-AFP cases, excluding environmental samples

** This indicator reflects surveillance and laboratory activities

*** 20 cVDPV2 were isolated from Syria by other Global Polio Laboratories Network (GPLN)**



Table 6: Environmental isolate by year and type

Country	Status	2010	2011	2012	2013	2014	2015	2016	2017
AFG	NEGATIVE				9	78	129	183	201
	PENDING								10
	WILD					17	20	2	10
AFG Total					9	95	149	185	221
EGY	NEGATIVE	183	178	196	304	410	412	528	354
	PENDING								32
	WILD			2					
	VDPV1			1		1			
	VDPV2			7	3	2	3	1	
EGY Total		183	178	206	307	413	415	529	386
JOR	NEGATIVE							2	21
	PENDING								1
JOR Total								2	22
LEB	NEGATIVE							4	15
	PENDING								1
LEB Total								4	16
PAK	NEGATIVE	77	68	151	257	237	347	462	374
	PENDING								19
	WILD	79	136	88	63	125	79	59	75
	WILD & VDPV2				2	6	5	3	1
	VDPV2					4	8	5	4
PAK Total		156	204	239	322	372	439	529	473
EMR	NEGATIVE	260	246	347	570	725	888	1179	965
	PENDING								63
	WILD	79	136	90	63	142	99	61	85
	WILD & VDPV2				2	6	5	3	1
	VDPV1			1		1			0
VDPV2			7	3	6	11	6	4	
EMR Total		339	382	445	638	880	1003	1249	1118

Table 7: Environmental Wild/VDPV isolate by site

Year	Country	Status	Province	District	Count	First date	Last date	
2016	AFG	WILD1	HILMAND	NAHR-E-SARAJ	1	23-Dec	23-Dec	
			NANGARHAR	JALALABAD	1	26-Dec	26-Dec	
AFG Total					2	23-Dec	26-Dec	
2016	EGY	VDPV2	SOUTH SINIA	EL TUR	1	15-Mar	15-Mar	
			EGY Total				1	15-Mar
2016	PAK	WILD1	BALOCHISTAN	KABDULLAH	6	15-Jan	2-Dec	
				PISHIN	4	2-Aug	16-Sep	
				QUETTA	11	12-Feb	20-Nov	
				KHYBER PAKHTUNKHWA	DIKHAN	1	16-Jul	16-Jul
					PESHAWAR	10	11-Jan	10-Dec
			PUNJAB	DERA GHAZI KHA	1	12-May	12-May	
				FAISALABAD	2	3-Feb	2-Jul	
				LAHORE	3	5-Aug	18-Oct	
				MULTAN	2	8-Nov	8-Dec	
				RAWALPINDI	4	14-Apr	10-Dec	
			SINDH	HYDERABAD	1	5-Jan	5-Jan	
				JACOBABAD	3	4-Feb	16-Aug	
				KHIBALDIA	1	14-Jul	14-Jul	
				KHIGADAP	4	27-Jan	9-Mar	
				KHIGIQBAL	2	18-Jan	15-Mar	
			WILD1+VDPV2	KHILANDHI	1	14-Dec	14-Dec	
				SUKKUR	3	12-Jan	19-Mar	
				BALOCHISTAN	3	20-Oct	12-Dec	
				BALOCHISTAN	4	20-Jun	28-Dec	
				SINDH	1	11-Jul	11-Jul	
PAK Total					67	5-Jan	28-Dec	
2016 Total					70	5-Jan	28-Dec	
2017	AFG	WILD1	HILMAND	LASHKARGAH	2	26-Apr	7-Jul	
			KANDAHAR	KANDAHAR	5	26-Jan	7-Sep	
			NANGARHAR	JALALABAD	3	24-Jan	21-Jun	
	AFG Total					10	24-Jan	7-Sep
	2017	PAK	WILD1	BALOCHISTAN	KABDULLAH	10	1-Jan	6-Sep
					LORALAI	1	17-Sep	17-Sep
					PISHIN	4	2-Jan	3-Apr
					QUETTA	10	1-Jan	28-Jul
					ISLAMABAD	5	10-Feb	10-Jul
				KHYBER PAKHTUNKHWA	PESHAWAR	5	10-Jan	10-Jun
MULTAN					1	9-Jan	9-Jan	
PUNJAB				RAWALPINDI	7	10-Jan	15-Aug	
				JACOBABAD	2	11-Aug	11-Sep	
				KAMBAR	1	15-Aug	15-Aug	
				KHIBALDIA	1	8-Aug	8-Aug	
				KHIGADAP	16	9-Jan	14-Sep	
SINDH				KHIGIQBAL	4	3-Feb	10-Aug	
				KHILANDHI	5	16-Mar	19-Sep	
				KHISITE	2	7-Aug	7-Sep	
				SUKKUR	1	11-Apr	11-Apr	
				WILD1+VDPV2	BALOCHISTAN	1	15-Jul	15-Jul
VDPV2	BALOCHISTAN	1	2-May	2-May				
	QUETTA	3	3-Apr	29-May				
PAK Total					80	1-Jan	19-Sep	
2017 Total					90	1-Jan	19-Sep	



Figure 1: Non Polio AFP Rate and Wild Virus in EMR 01/01/2017 - 01/10/2017

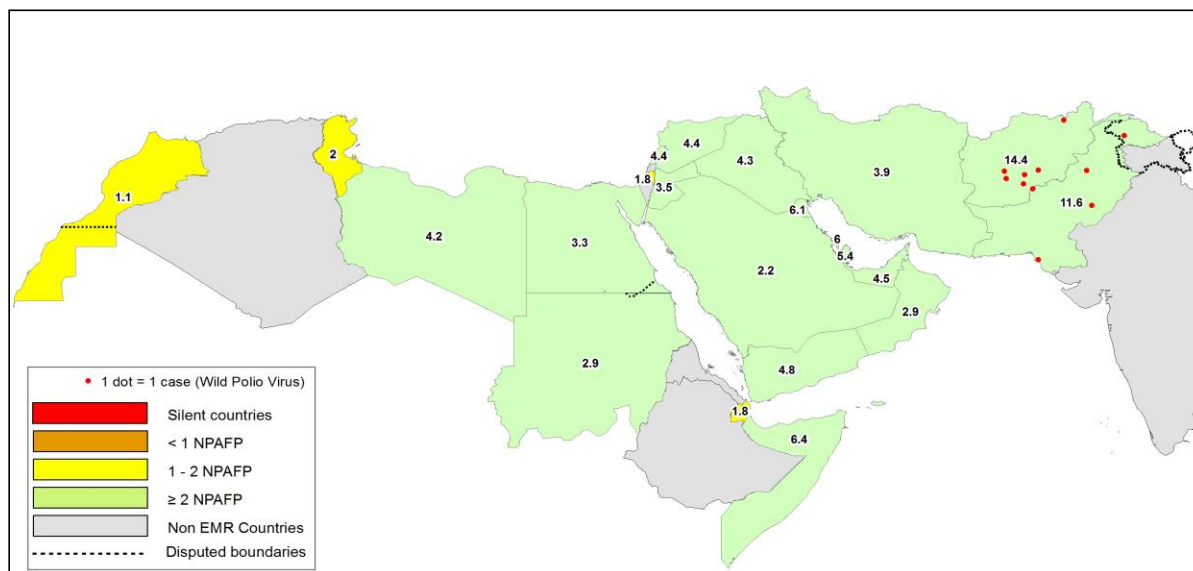


Figure 2: Percent of AFP cases with Adequate Samples & Compatible Cases in EMR 01/01/2017 - 01/10/2017

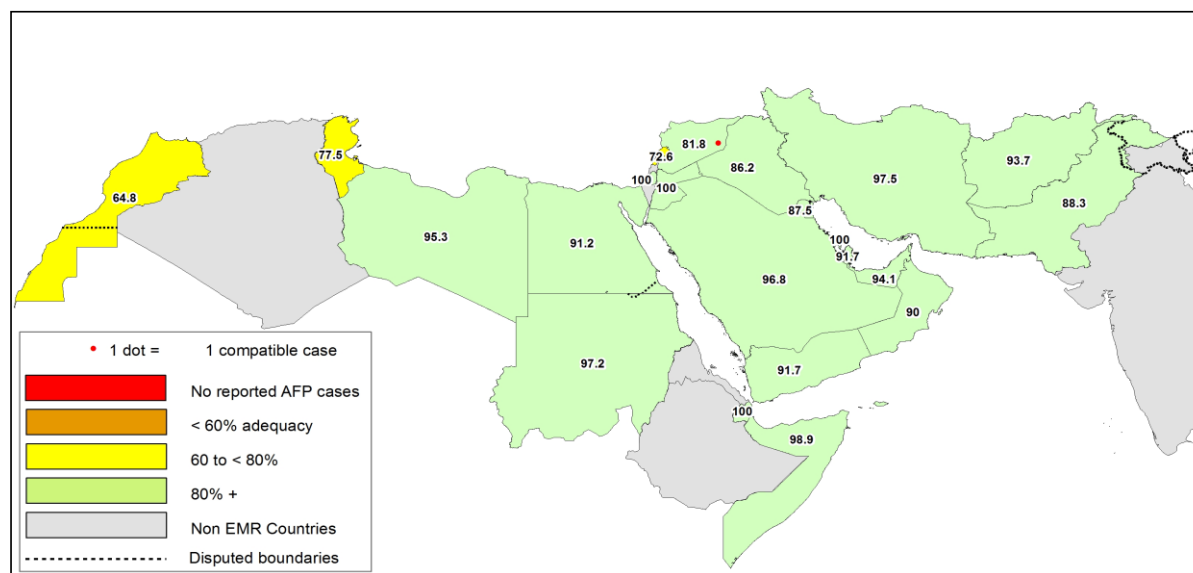


Table 8: Wild polio cases by country and date of onset of paralysis in EMR, 2016 - 2017

Year	COUNTRY	P1		
		Count	First Case	Last Case
2016	AFG	13	23-01-16	16-12-16
	PAK	20	17-01-16	22-12-16
2016 Total		33	17-01-16	22-12-16
2017	AFG	6	13-01-17	10-07-17
	PAK	5	28-01-17	21-08-17
2017 Total		11	13-01-17	21-08-17

Last reported wild Polio P3 from Pakistan with date of onset 18/04/2012



Figure 3: Non Polio AFP rate by Province in Afghanistan & by District in Pakistan 01/01/2017 - 01/10/2017

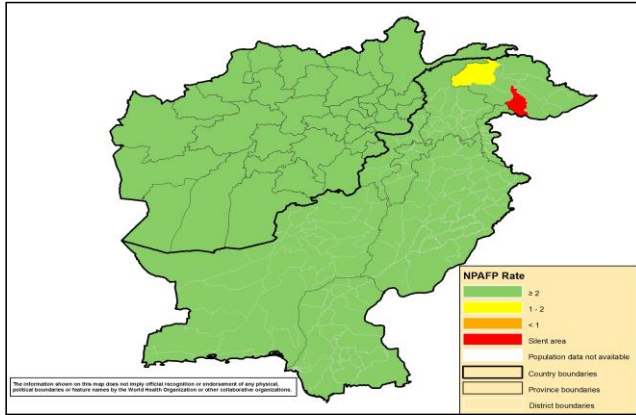


Figure 4: Percent of AFP cases with Adequate Samples in Afghanistan by Province & Pakistan by District 01/01/2017 - 01/10/2017

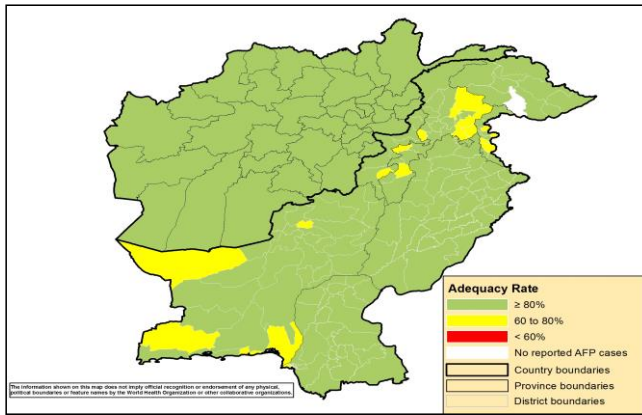
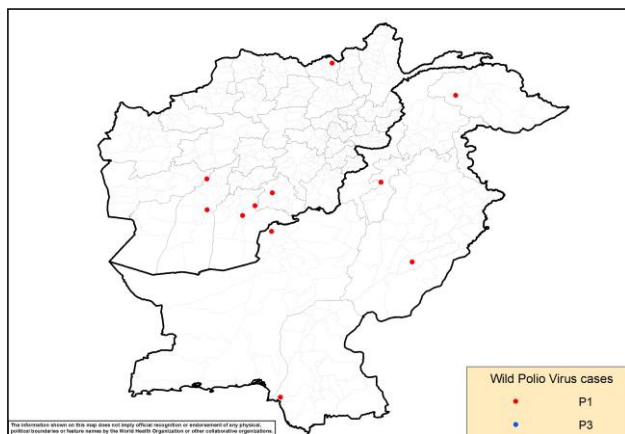
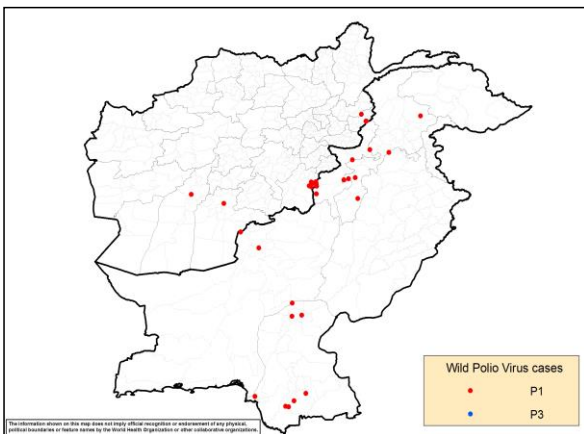


Figure 5: Wild Virus Cases by Type & District in Afghanistan & Pakistan

5a: 01/01/2016 - 31/12/2016

5b: 01/01/2017 - 01/10/2017



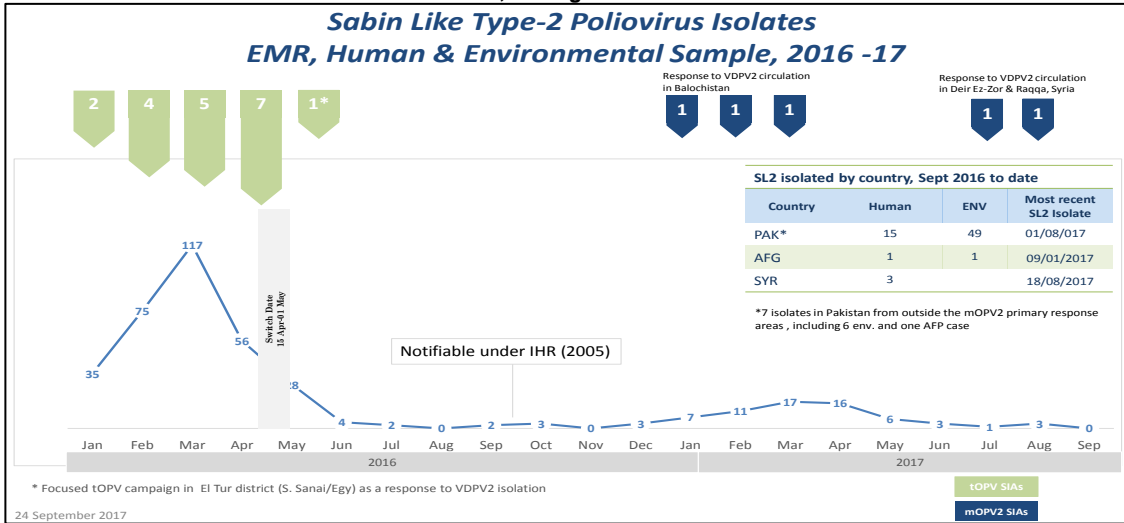


ONSETYR	PROVINCE	DISTRICT	Count	First case	Last case
2016	PAKTIKA	BERMEL	7	02-08-16	16-12-16
	KUNAR	SHIGAL WA SHEL TAN	4	01-02-16	29-05-16
	KAN DAHAR	SHAHWALIKOT	1	04-04-16	04-04-16
	HILMAND	NAWZAD	1	23-01-16	23-01-16
2016 Total			13	23-01-16	16-12-16
2017	ZABUL	ARGHANDAB (Z)	1	10-07-17	10-07-17
	KAN DAHAR	SHAHWALIKOT	1	19-06-17	19-06-17
		KAN DAHAR	1	13-01-17	13-01-17
	HILMAND	NAWZAD	1	16-04-17	16-04-17
		NAHR-E-SARAJ	1	21-01-17	21-01-17
KUNDUZ	DASHT-E-ARCHI	1	21-02-17	21-02-17	
2017 Total			6	13-01-17	10-07-17

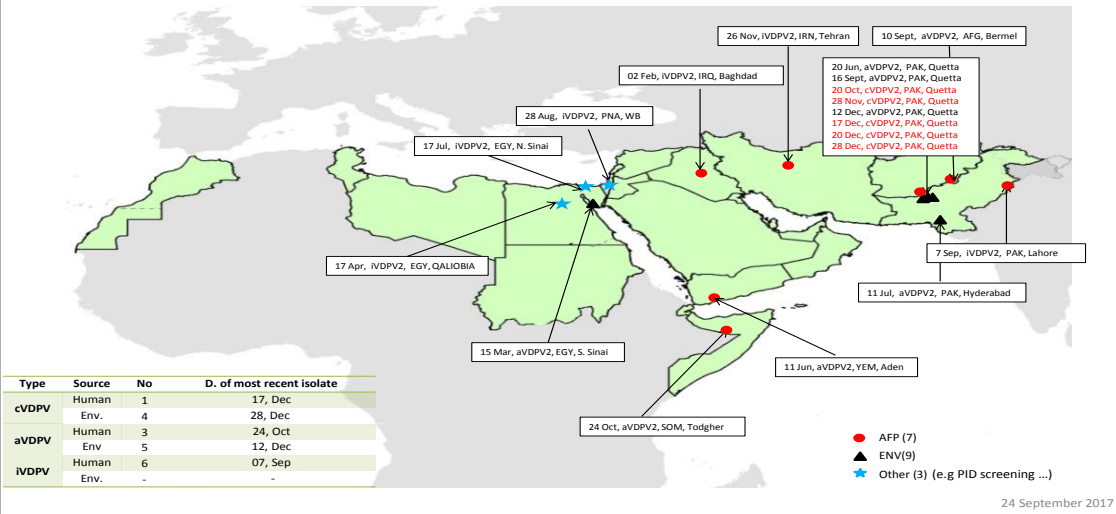
ONSETYR	PROVINCE	DISTRICT	Count	First case	Last case
2016	BALOCHISTAN	KABDULAH	1	22-12-16	22-12-16
		QUETTA	1	01-02-16	01-02-16
	SINDH	SUJAWAL	2	03-09-16	03-11-16
		BADIN	2	10-10-16	16-10-16
		SHIKARPUR	2	05-03-16	12-04-16
		JACOBABAD	1	10-02-16	10-02-16
		KHIGADAP	1	17-01-16	17-01-16
		KHYBER PAKHTOON	KOHISTAN	1	03-09-16
	FATA	DIKHAN	1	06-06-16	06-06-16
		BANNU	3	22-03-16	26-04-16
		PESHAWAR	1	12-02-16	12-02-16
		HANGU	1	09-02-16	09-02-16
		NOWSHERA	1	22-01-16	22-01-16
2016 Total			20	17-01-16	22-12-16
2017	KHYBER PAKHTOON	LAKKIMRWT	1	21-08-17	21-08-17
	SINDH	KHIGIQBAL	1	11-08-17	11-08-17
	BALOCHISTAN	KABDULAH	1	11-06-17	11-06-17
	GILGIT BALTISTAN	DIAMIR	1	13-02-17	13-02-17
	PUNJAB	LODHAN	1	28-01-17	28-01-17
2017 Total			5	28-01-17	21-08-17

Table 11: Circulating VDPV cases and date of onset of paralysis in EMR countries by districts 2016 - 2017

Year	COUNTRY	PROVINCE	DISTRICT	Count	First Case	Last Case
2016	PAK	BALOCHISTAN	QUETTA	1	17-12-16	17-12-16
	PAK Total			1	17-12-16	17-12-16
2016 Total				1	17-12-16	17-12-16
2017	SYR	HOMS	TADMOUR	1	10-07-17	10-07-17
		DEIR_AL_ZOUR	DEIR ALZOUR	1	30-06-17	30-06-17
		DEIR_AL_ZOUR	BOKAMAL	5	25-06-17	05-08-17
		DEIR_AL_ZOUR	MAYADEEN	38	05-03-17	03-08-17
		RAQUA	THAWRA	1	16-06-17	16-06-17
		RAQUA	TALABYAD	1	25-04-17	25-04-17
2017 Total				47	05-03-17	05-08-17



VDPV2 isolates, EMR countries, 2016



VDPV2 isolates, EMR countries, 2017

