



AFP SURVEILLANCE

15-Jan-18

Week 02, ending 14 January 2018

Number 1006

Table 1: Acute Flaccid Paralysis (AFP) cases by week of onset

Country	Reported AFP cases by week of onset - Week (02/18) / Ending on : 14/01/2018														
	Total AFP 2016	Total AFP 2017	Total AFP to date, 2018	W43 29 Oct 17	W44 05 Nov 17	W45 12 Nov 17	W46 19 Nov 17	W47 26 Nov 17	W48 03 Dec 17	W49 10 Dec 17	W50 17 Dec 17	W51 24 Dec 17	W52 31 Dec 17	W01 07 Jan 18	W02 14 Jan 18
Afghanistan	2905	3088	59	49	63	55	54	48	64	81	74	53	56	53	6
Bahrain	14	18	0	0	0	0	1	0	0	1	1	0	0	0	
Djibouti	3	4	0												
Egypt	1092	1240	20	15	24	23	22	21	14	37	30	20	11	19	1
Iran	776	820	0	21	17	9	15	13	21	17	24	16	22	0	
Iraq	605	691	11	5	8	14	11	12	17	17	16	13	14	11	
Jordan ****	107	116	4	0	2	1	0	5	2	5	5	4	0	4	
Kuwait	50	68	1	2	1	5	3	1	1	1	4	2	2	0	1
Lebanon ****	111	78	2	2	1	2	1	1	1	0	2	1	2	1	1
Libya	70	88	1	2	4	0	4	2	1	2	0	0	2	1	
Morocco	84	134	0	5	3	6	3	5	2	4	1				
Oman	39	40	0	4	2	1	0	0	3	2	0	1	1	0	0
Pakistan	7848	9922	81	214	164	175	204	203	155	179	224	137	39	80	1
Palestine ****	46	41	0	0	2	2	2	1	1	0	0	1	0		
Qatar	9	18	0	1	1	1	1	0	0	1	0	0			
Saudi Arabia	273	230	0	0	0	2	7	7	6	5	2	1	0	0	
Somalia	316	345	3	6	11	5	6	2	6	4	5	3	3	2	1
Sudan	509	569	9	11	14	12	14	12	18	8	12	3	5	9	0
Syria ****	303	358	1	4	5	7	8	2	6	4	6	3	3	1	
Tunisia	90	61	0	3	1	1	1	0	1	1	0	0	0	0	
U.A.E	42	58	0	5	3	0	1	1	2	1	1	1	1	0	0
Yemen	715	709	10	13	13	20	14	17	17	14	8	13	9	10	
Total EMR	16007	18696	202	362	339	341	372	353	338	384	415	272	170	191	11

□ No data = No report received

Table 2: Confirmed polio cases by month of onset

Country	Total year 2016	Total year 2017	14/01		Confirmed polio cases by month of onset											
			2017	2018	February 2017	March 2017	April 2017	May 2017	June 2017	July 2017	August 2017	September 2017	October 2017	November 2017	December 2017	January 2018
Afghanistan	13	14	1	0	1	0	1	0	1	1		1	3	2	2	
Bahrain	0	0	0	0	0	0	0	0	0	0	0	0	0			
Djibouti	0	0	0	0												
Egypt	0	0	0	0	0	0	0	0	0	0	0	0	0			
Iran	0	0	0	0	0	0	0	0	0	0	0	0	0	0		
Iraq	0	0	0	0	0	0	0	0	0	0	0	0	0	0		
Jordan ****	0	0	0	0	0	0	0	0	0	0	0	0	0	0		
Kuwait	0	0	0	0	0	0	0	0	0	0	0	0	0	0		
Lebanon ****	0	0	0	0	0	0	0	0	0	0	0	0	0	0		
Libya	0	0	0	0	0	0	0	0	0	0	0	0	0	0		
Morocco	0	0	0	0	0	0	0	0	0	0	0	0	0			
Oman	0	0	0	0	0	0	0	0	0	0	0	0	0	0		
Pakistan	20	8	0	0	1	0	0	0	1	0	2	0	0	3		
Palestine ****	0	0	0	0	0	0	0	0	0	0	0	0	0			
Qatar	0	0	0	0	0	0	0	0	0	0	0	0	0			
Saudi Arabia	0	0	0	0	0	0	0	0	0	0	0	0	0			
Somalia	0	0	0	0	0	0	0	0	0	0	0	0	0	0		
Sudan	0	0	0	0	0	0	0	0	0	0	0	0	0	0		
Syria ****	0	0	0	0	0	0	0	0	0	0	0	0	0	0		
Tunisia	0	0	0	0	0	0	0	0	0	0	0	0	0	0	0	
U.A.E	0	0	0	0	0	0	0	0	0	0	0	0	0	0		
Yemen	0	0	0	0	0	0	0	0	0	0	0	0	0	0		
Total EMR	33	22	1	0	2	0	1	0	2	1	2	1	3	5	2	0

**** UNRWA cases are included with those of country of residence



Table 3: Investigation of AFP cases with paralysis onset in 2016 & 2017 up to Week (02/18) / Ending on : 14/01/2018

COUNTRY	2017												2018												Latest line List Date
	AFP									Specimen	Wild cases ****		AFP									Specimen	Wild cases ****		
	Total AFP cases onset 2017	Case classification					Non polio AFP rate **	AFP cases pending classification > 90 days from onset of paralysis	AFP cases pending classification and lab > 90 days from onset of paralysis	% with *** adequate specimens	Wild P1 Poliovirus	Wild P3 Poliovirus	Total AFP cases onset 2018	Case classification					Annualized Non polio AFP rate **	AFP cases pending classification > 90 days from onset of paralysis	AFP cases pending classification and lab > 90 days from onset of paralysis	% with *** adequate specimens	Wild P1 Poliovirus	Wild P3 Poliovirus	
		Total Confirmed Polio Cases *	Polio Compatible	Pending Classification	Discarded (non polio AFP)	VDPV								Total Confirmed Polio Cases *	Polio Compatible	Pending Classification	Discarded (non polio AFP)	VDPV							
Afghanistan	3088	14	0	142	2932	0	14.9	22	6	93.7	14	0	59	0	0	59	0	0	7.5	0	0	98.3	0	0	14-01-2018
Bahrain	18	0	0	3	15	0	6.2	0	0	100.0	0	0	0	0	0	0	0	0	0.0	0	0		0	0	07-01-2018
Djibouti	4	0	0	4	0	0	1.3	4	4	100.0	0	0	0	0	0	0	0	0.0	0	0		0	0	10-04-2017	
Egypt	1240	0	0	65	1173	1	3.3	5	0	94.3	0	0	20	0	0	20	0	0	1.4	0	0	5.0	0	0	11-01-2018
Iran	820	0	0	23	797	0	4.3	0	0	96.7	0	0	0	0	0	0	0	0.0	0	0		0	0	13-01-2018	
Iraq	691	0	0	32	659	0	4.6	4	1	87.3	0	0	11	0	0	11	0	0	1.9	0	0	90.9	0	0	11-01-2018
Jordan	116	0	0	37	79	0	4.2	13	0	100.0	0	0	4	0	0	4	0	0	3.8	0	0	100.0	0	0	11-01-2018
Kuwait	68	0	0	5	63	0	7.4	0	0	94.1	0	0	1	0	0	1	0	0	2.8	0	0	0.0	0	0	14-01-2018
Lebanon	78	0	0	14	64	0	4.1	6	0	76.9	0	0	2	0	0	2	0	0	2.8	0	0	50.0	0	0	12-01-2018
Libya	88	0	0	3	85	0	4.3	1	1	96.6	0	0	1	0	0	1	0	0	1.0	0	0	100.0	0	0	07-01-2018
Morocco	134	0	0	46	88	0	1.2	31	0	66.4	0	0	0	0	0	0	0	0.0	0	0		0	0	22-12-2017	
Oman	40	0	0	3	37	0	4.5	0	0	90.0	0	0	0	0	0	0	0	0.0	0	0		0	0	14-01-2018	
Pakistan	9922	8	0	2015	7899	2	12.7	377	0	81.3	8	0	81	0	0	81	0	0	2.7	0	0	90.1	0	0	13-01-2018
Palestine	41	0	0	10	31	0	2.2	0	0	97.6	0	0	0	0	0	0	0	0.0	0	0		0	0	31-12-2017	
Qatar	18	0	0	5	13	0	6.1	0	0	94.4	0	0	0	0	0	0	0	0.0	0	0		0	0	24-12-2017	
Saudi Arabia	230	0	0	137	93	0	2.4	105	102	98.3	0	0	0	0	0	0	0	0.0	0	0		0	0	07-01-2018	
Somalia	345	0	0	9	336	0	6.0	1	1	99.1	0	0	3	0	0	3	0	0	1.4	0	0	100.0	0	0	14-01-2018
Sudan	569	0	0	16	553	0	3.2	0	0	96.5	0	0	9	0	0	9	0	0	1.3	0	0	88.9	0	0	14-01-2018
Syria	358	0	1	19	264	44	4.6	4	0	81.6	0	0	1	0	0	1	0	0	0.3	0	0	100.0	0	0	13-01-2018
Tunisia	61	0	0	0	61	0	2.3	0	0	77.0	0	0	0	0	0	0	0	0.0	0	0		0	0	12-01-2018	
U.A.E	58	0	0	4	54	0	5.7	0	0	96.6	0	0	0	0	0	0	0	0.0	0	0		0	0	14-01-2018	
Yemen	709	0	0	244	465	0	5.1	91	73	90.6	0	0	10	0	0	10	0	0	1.9	0	0	90.0	0	0	13-01-2018
EMR	18696	22	1	2836	15761	47	7.5	664	188	86.7	22	0	202	0	0	202	0	0	2.1	0	0	83.7	0	0	
2016	16008	33	5	1	15961	8	6.4	0	0	89.6	33	0													

* Confirmed polio cases refer to wild isolation from AFP cases or from contacts of negative index AFP cases

** Non-polio AFP per 100,000 children <15 years

*** Adequate here refers to two stool specimens collected at least 24 hours apart, within 14 days of paralysis onset

**** AFP cases co infected with P1 and P3 are counted separately as wild isolates



World Health Organization – Regional Office for Eastern Mediterranean
AFP SURVEILLANCE
Week 02, ending 14 January 2018

15-Jan-18
Number 1006

Table 4 (a): Lab results of contacts' samples in EMR, 2017 - 2018

COUNTRY	2017						2018					
	# OF CONTACTS	LAB RESULTS					# OF CONTACTS	LAB RESULTS				
		WILD	VDPV	SL	NPEV	PENDING		WILD	VDPV	SL	NPEV	PENDING
AFG	1425	1	0	86	346	25	30	0	0	0	0	30
BAH	2	0	0	0	0	0	0	0	0	0	0	0
DJI	0	0	0	0	0	0	0	0	0	0	0	0
EGY	447	0	0	9	60	35	5	0	0	0	0	5
IRN	135	0	0	5	1	0	0	0	0	0	0	0
IRQ	698	0	0	13	101	17	14	0	0	0	0	14
JOR	2	0	0	0	0	0	0	0	0	0	0	0
KUW	8	0	0	0	0	2	0	0	0	0	0	0
LEB	92	0	0	2	3	21	0	0	0	0	0	0
LIB	4	0	0	0	0	1	0	0	0	0	0	0
MOR	70	0	0	0	6	5	0	0	0	0	0	0
OMA	103	0	0	1	20	9	0	0	0	0	0	0
PAK	3649	2	0	216	881	2	0	0	0	0	0	0
PAL	0	0	0	0	0	0	0	0	0	0	0	0
QAT	0	0	0	0	0	0	0	0	0	0	0	0
SAA	0	0	0	0	0	0	0	0	0	0	0	0
SOM	1032	0	0	36	112	21	15	0	0	0	0	15
SUD	382	0	0	6	30	52	10	0	0	0	0	10
SYR	564	0	53	3	11	8	3	0	0	0	0	3
TUN	26	0	0	0	1	0	0	0	0	0	0	0
UAE	2	0	0	0	0	0	0	0	0	0	0	0
YEM	1736	0	0	43	114	666	7	0	0	0	0	7
EMR	10377	3	53	420	1686	864	84	0	0	0	0	84

Table 4 (B): Most recent wild contacts in EMRO, 2017 - 2018

Year	Country	Data	
		Count of wild contacts	Date of Most Recent stool collection
2017	Pakistan	2	04-12-17
	Afghanistan	1	21-05-17
2017 Total		3	04-12-17

Table 4 (C): Number and distribution by district of -ve index AFP cases identified as wild positive by contact in EMR, 2017-2018

YEAR	COUNTRY	PROVINCE	DISTRICT	COUNT	First case	Last case
2017	AFG	HILMAND	NAWZAD	1	16-04-17	16-04-17
AFG Total				1	16-04-17	16-04-17



Table 5: Laboratory investigation of AFP cases with paralysis onset in 2017 up to Week (02/18) / Ending on : (14/01/2018)

Country	Polio laboratories Sequencing performed by EGY, PAK, TUN, CDC and RIVM laboratories	AFP cases with specimens	Preliminary virus isolation results of AFP cases						Poliovirus intratypic differentiation results #										Indicators				Latest report Date			
			Referred for ITD		NPEV only	Negative	Pending		Type 1			Type 2			Type 3			Discordant pending sequence	NPEV by PCR	Non-EV	Pending ITD	% specimens positive for NPEV*		% AFP cases with culture results within 14 days	% AFP cases with ITD results within 7 days	% AFP cases with ITD results within 45 days of onset**
			L20B+	L20B+/NPEV			received < / = 14 days	received > 14 days ago	Wild	Sabin	VDPV	Wild	Sabin	VDPV	Wild	Sabin	VDPV									
Afghanistan	RRL Pakistan	1				1																			13/01/2018	
Bahrain	PNL Oman																								15/01/2018	
Djibouti	NPL Kenya																								10/04/2017	
Egypt***	RRL Egypt	8				8																			14/01/2018	
Iran	NPL Iran	18				18																			14/01/2018	
Iraq	RRL Egypt	11				11																			11/01/2018	
Jordan	RRL EGYPT	4			3	1														0%	100%				14/01/2018	
Kuwait	RRL Kuwait																								21/12/2017	
Lebanon	NPL Jordan																								14/01/2018	
Libya	RRL Tunisia	1				1																			12/01/2018	
Morocco	NPL Morocco	7				7																			12/01/2018	
Oman	NPL Oman																			0%					15/01/2018	
Pakistan	RRL Pakistan	76				76																			13/01/2018	
Palestine & UNRWA																									31/12/2017	
Qatar	NPL Oman																								15/01/2018	
Saudi Arabia	NPL Oman																								10/01/2018	
Somalia	NPL Kenya	3				3																			14/01/2018	
Sudan	RRL Egypt	11				11																			14/01/2018	
Syria	RRL Egypt	1				1																			11/01/2018	
Tunisia	RRL Tunisia	3				3																			12/01/2018	
U.A.E	NPL Oman																								15/01/2018	
Yemen	RRL Egypt																								14/01/2018	
Total EMR 2018		144			3	141														0%	100%					
Total EMR 2017		17761	882	97	3477	12968	147	187	21	550	1	10	34 *	656	1	22	24	2		17%	98%	99%	96%			

* Specimens from all sources including non-AFP cases, excluding environmental samples

* In 2017, 41 cVDPV2 were isolated from Syria by other Global Polio Laboratories Network (GPLN)

** This indicator reflects surveillance and laboratory activities

Syria reported a total of 74 cVDPV2 cases in 2017 out of which 8 were identified by positive contacts



Table 6: Environmental isolate by year and type

Country	Status	2010	2011	2012	2013	2014	2015	2016	2017	2018
AFG	NEGATIVE				9	78	129	183	262	
	PENDING								21	
	WILD					17	20	2	33	
AFG Total					9	95	149	185	316	0
EGY	NEGATIVE	416	447	412	472	452	412	528	513	
	PENDING								7	17
	WILD			2						
	VDPV1			1		1				
	VDPV2			7	3	2	3	1		
EGY Total		416	447	422	475	455	415	529	520	17
IRN	NEGATIVE								3	
	PENDING									3
IRN Total									3	3
JOR	NEGATIVE							2	29	
	PENDING								2	1
JOR Total								2	31	1
LEB	NEGATIVE							4	25	
	PENDING								2	
LEB Total								4	27	0
PAK	NEGATIVE	77	68	151	257	237	347	462	522	
	PENDING								3	24
	WILD	79	136	88	63	125	79	59	103	
	WILD & VDPV2				2	6	5	3	1	
	VDPV2					4	8	5	4	
PAK Total		156	204	239	322	372	439	529	633	24
SOM	NEGATIVE								10	
	PENDING								12	
	VDPV2								2	
SOM Total									24	0
EMR	NEGATIVE	493	515	563	738	767	888	1179	1364	
	PENDING								47	6
	WILD	79	136	90	63	142	99	61	136	
	WILD & VDPV2				2	6	5	3	1	
	VDPV1			1		1			0	
VDPV2			7	3	6	11	6	6	6	
EMR Total		572	651	661	806	922	1003	1249	1554	45

Table 7: Environmental Wild/VDPV isolate by site

Year	Country	Status	Province	District	Count	First date	Last date			
2017	AFG	WILD1	HILMAND	LASHKARGAH	7	26-Apr	6-Dec			
				KABUL	1	25-Oct	25-Oct			
				KANDAHAR	16	26-Jan	6-Dec			
				ASADABAD	1	25-Dec	25-Dec			
				BEHSUD	3	24-Sep	26-Dec			
			NANGARHAR	10	24-Jan	26-Dec				
			AFG Total				38	24-Jan	26-Dec	
			PAK	WILD1	BALOCHISTAN	KABDULLAH	LORALAI	3	1-Jan	15-Oct
							PISHIN	5	2-Jan	2-Oct
							QUETTA	12	1-Jan	20-Dec
	ZHOB	1					18-Dec	18-Dec		
	ISLAMABAD	CDA					5	10-Feb	10-Jul	
	KHYBER PAKHTUNKHWA	PESHAWAR					8	10-Jan	11-Dec	
	PUNJAB	LAHORE					1	18-Dec	18-Dec	
	MULTAN	1					9-Jan	9-Jan		
	RAWALPINDI	8					10-Jan	10-Oct		
	SINDH	JACOBABAD					3	11-Aug	9-Nov	
	KAMBAR	1				15-Aug	15-Aug			
	KHIBALDIA	2				8-Aug	3-Nov			
	KHIGADAP	20				9-Jan	11-Dec			
	KHIGIQBAL	6				3-Feb	10-Oct			
	KHIKORANGI	1				16-Oct	16-Oct			
	KHILANDHI	7				16-Mar	14-Dec			
	KHISITE	5				7-Aug	4-Dec			
	SUKKUR	2	11-Apr	19-Sep						
	WILD1+VDPV2	BALOCHISTAN	KABDULLAH	1	15-Jul	15-Jul				
	VDPV2	BALOCHISTAN	PISHIN	1	2-May	2-May				
		QUETTA	3	3-Apr	29-May					
PAK Total				108	1-Jan	20-Dec				
SOM	VDPV2	BANADIR	WABERI	2	22-Oct	2-Nov				
SOM Total				2	22-Oct	2-Nov				
2017 Total				148	1-Jan	26-Dec				



Figure 1: Non Polio AFP Rate and Wild Virus in EMR 01/01/2017 - 31/12/2017

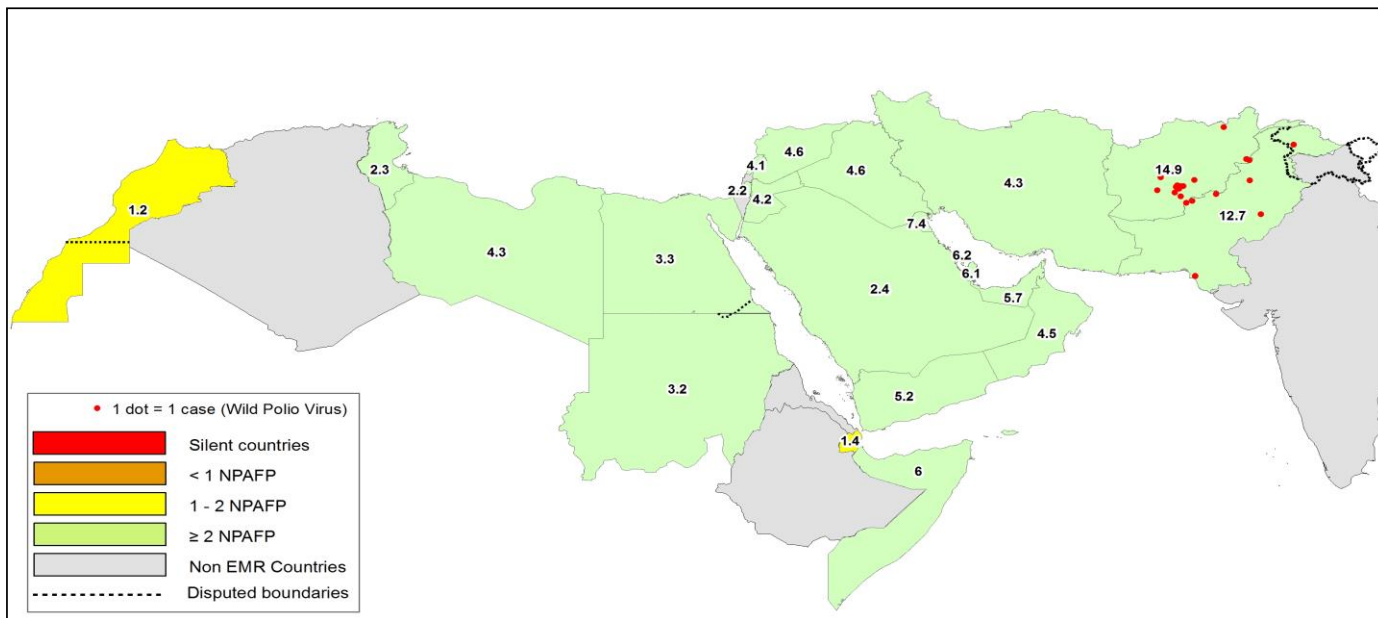


Figure 2: Percent of AFP cases with Adequate Samples & Compatible Cases in EMR 01/01/2017 - 31/12/2017

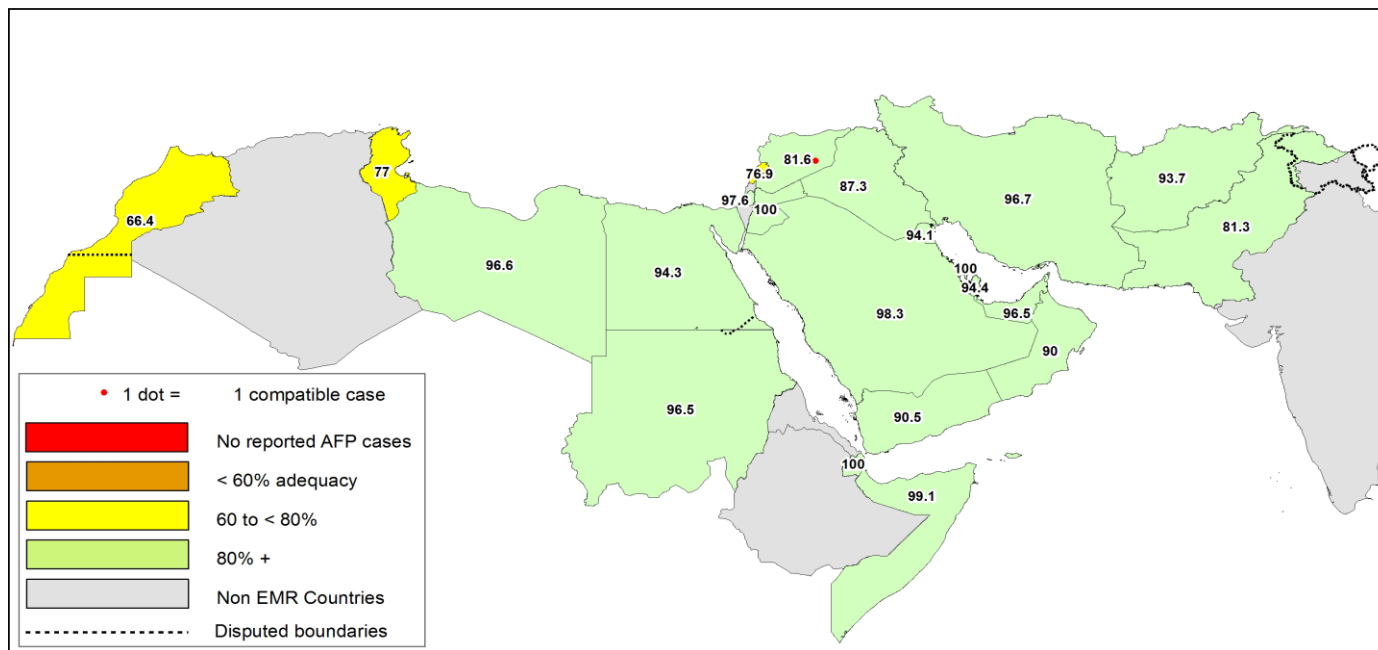


Table 8: Wild polio cases by country and date of onset of paralysis in EMR, 2017 - 2018

Year	COUNTRY	Count	First Case	Last Case
2017	AFG	14	13-01-17	28-12-17
	PAK	8	28-01-17	15-11-17
2017 Total		22	13-01-17	28-12-17

Last reported wild Polio P3 from Pakistan with date of onset 18/04/2012



Figure 3: Non Polio AFP rate by Province in Afghanistan & by District in Pakistan 01/01/2017 - 31/12/2017

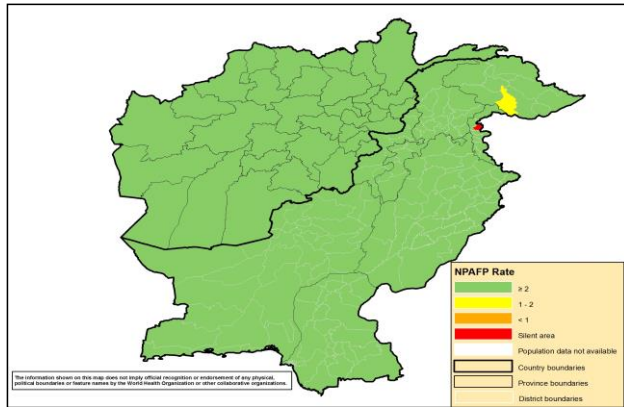


Figure 4: Percent of AFP cases with Adequate Samples in Afghanistan by Province & Pakistan by District 01/01/2017 - 31/12/2017

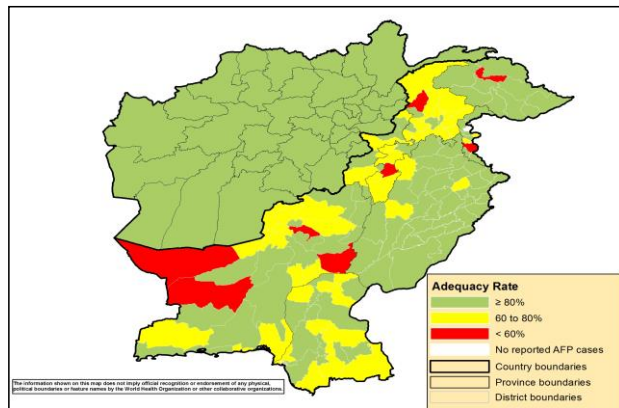
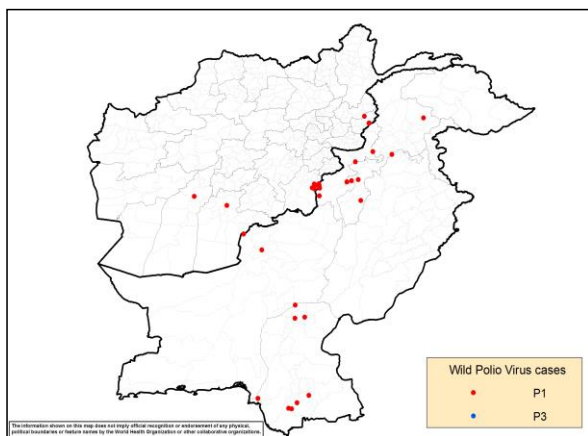


Figure 5: Wild Virus Cases by Type & District in Afghanistan & Pakistan

5a: 01/01/2016 - 31/12/2016



5b: 01/01/2017 - 31/12/2017

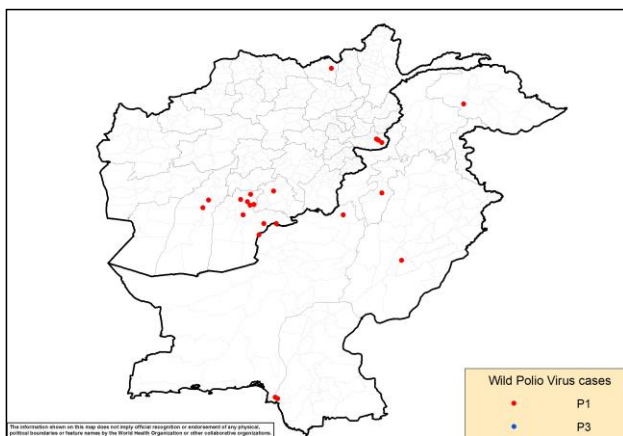




Table 9: Wild Polio cases by district and date of onset of paralysis, Afghanistan 2017-2018

ONSETYR	PROVINCE	DISTRICT	Count	First case	Last case
2017	KANDAHAR	SPINBOLDAK	1	28-12-17	28-12-17
		SHAHWALIKOT	5	19-06-17	03-12-17
		KANDAHAR	1	13-01-17	13-01-17
	NANGARHAR	MUHMAMD DARA	1	05-11-17	05-11-17
		BATIKOT	2	15-09-17	11-10-17
	ZABUL	ARGHANDAB (Z)	1	10-07-17	10-07-17
	HILMAND	NAWZAD	1	16-04-17	16-04-17
		NAHR-E-SARAJ	1	21-01-17	21-01-17
	KUNDUZ	DASHT-E-ARCHI	1	21-02-17	21-02-17
2017 Total			14	13-01-17	28-12-17

Table 10: Wild Polio cases by district and date of onset of paralysis, Pakistan 2017-2018

ONSETYR	PROVINCE	DISTRICT	Count	First case	Last case
2017	BALOCHISTAN	ZHOB	1	15-11-17	15-11-17
		KABDULAH	2	11-06-17	13-11-17
	SINDH	KHIGADAP	1	09-11-17	09-11-17
		KHIGIQBAL	1	11-08-17	11-08-17
	KHYBER PAKHTOON	LAKKIMRWT	1	21-08-17	21-08-17
	GILGIT BALTISTAN	DIAMER	1	13-02-17	13-02-17
	PUNJAB	LODHRAN	1	28-01-17	28-01-17
2017 Total			8	28-01-17	15-11-17

Table 11: Circulating VDPV cases and date of onset of paralysis in EMR countries by districts 2017-2018

Year	COUNTRY	PROVINCE	DISTRICT	Count	First Case	Last Case
2017	SYR	HOMS	TADMOUR	1	10-07-17	10-07-17
		DEIR_AL_ZOUR	DEIR ALZOUR	1	30-06-17	30-06-17
		DEIR_AL_ZOUR	BOKAMAL	12	25-06-17	21-09-17
		DEIR_AL_ZOUR	MAYADEEN	58	05-03-17	09-09-17
		RAQUA	THAWRA	1	16-06-17	16-06-17
		RAQUA	TALABYAD	1	25-04-17	25-04-17
	SYR Total			74	05-03-17	21-09-17
2017 Total				74	05-03-17	21-09-17



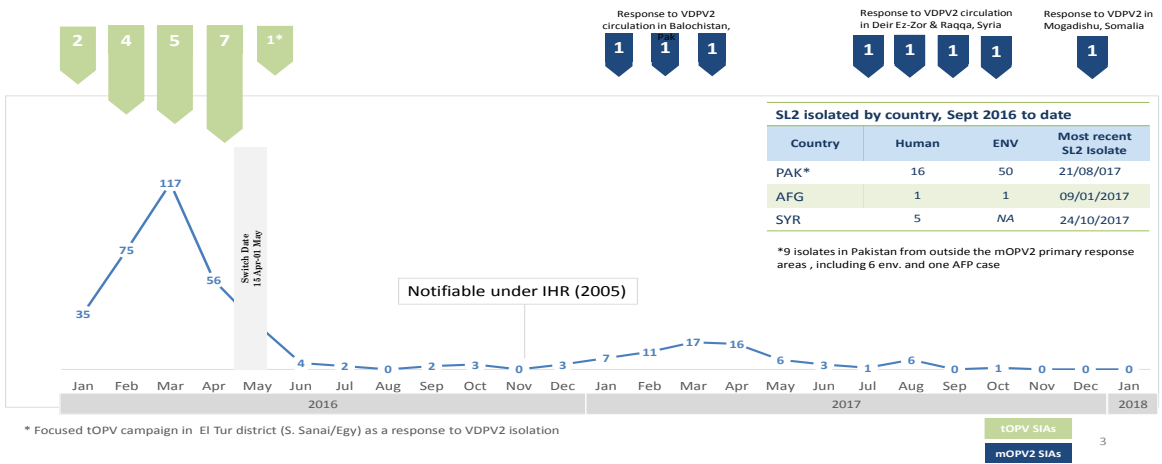
Table 12: VDPV2 and Sabin Like 2 isolates, EMRO countries 2017 - 2018

Country	Source	Poliovirus type 2 by month														2018		
		2017														2018		
		Jan	Feb	Mar	Apr	May	Jun	Jul	Aug	Sep	Oct	Nov	Dec	Jan				
	V2	S2	V2	S2	V2	S2	V2	S2	V2	S2	V2	S2	V2	S2	V2	S2	V2	S2
AFG	AFP																	
	Contact																	
	ENV		1															
	Others*																	
BAH	AFP																	
	Contact																	
	Others*																	
	Others*																	
DJI	AFP																	
	Contact																	
	Others*																	
	Others*																	
EGY	AFP			1														
	Contact																	
	ENV																	
	Others*																	
IRN	AFP																	
	Contact																	
	Others*																	
	Others*																	
IRQ	AFP			1														
	Contact																	
	Others*																	
	Others*																	
JOR	AFP																	
	Contact																	
	ENV																	
	Others*																	
KWT	AFP																	
	Contact																	
	Others*																	
	Others*																	
LEB	AFP																	
	Contact																	
	ENV																	
	Others*																	
LIB	AFP																	
	Contact																	
	Others*																	
	Others*																	
MOR	AFP																	
	Contact																	
	Others*																	
	Others*																	
OMA	AFP																	
	Contact																	
	Others*																	
	Others*																	
PAK	AFP	1			5	1					1							
	Contact			1	1	2												
	ENV	5	9	11	1	10	3	6	3	1	1	2						
	Others*					2												
PNA	AFP																	
	Contact																	
	Others*																	
	Others*																	
QAT	AFP																	
	Contact																	
	Others*																	
	Others*																	
SAA	AFP																	
	Contact																	
	Others*																	
	Others*																	
SUD	AFP																	
	Contact																	
	Others*																	
	Others*																	
SOM	AFP																	
	Contact																	
	ENV													1		1		
	Others*																	
SYR	AFP			2		4	15	12	8	22	2	3						
	Contact				2	1	18	12	4	21	3	1						
	Others*								2	2	1			1				
	Others*																	
TUN	AFP																	
	Contact																	
	Others*																	
	Others*																	
UAE	AFP																	
	Contact																	
	Others*																	
	Others*																	
YEM	AFP																	
	Contact																	
	Others*																	
	Others*																	
EMR	AFP	1	1	1	2	5	4	1	15	12	8	22	3	3				
	Contact			1		1	2	2	18	12	4	21	3	1				
	ENV	6	9		11	1	10	3	6	3	1	1	2	2	1	1		
	Others*						2				2	2	1			1		

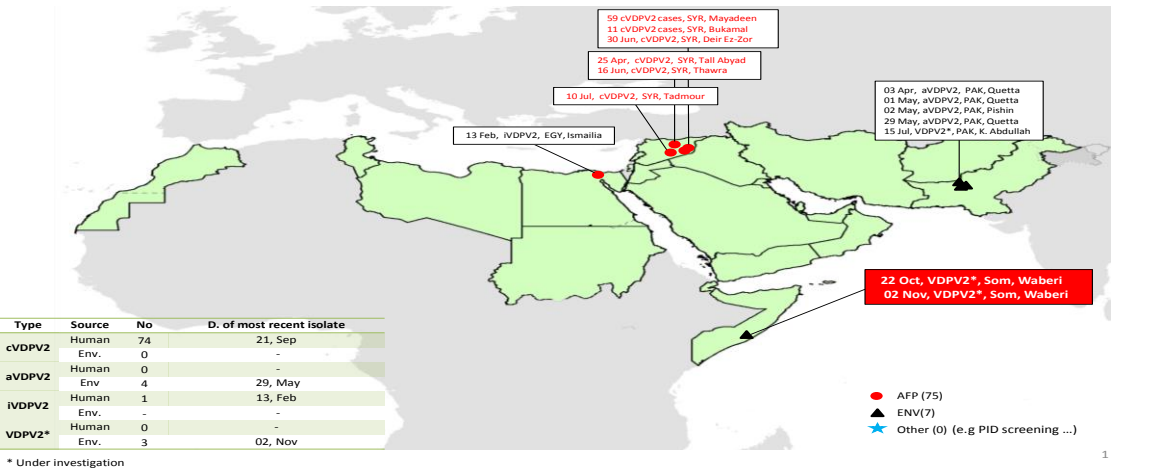
VDPV2
 *Other: Healthy children, PIDs
 ** VPDP2 isolated from index and contact at the same time



Sabin Like Type-2 Poliovirus Isolates (H & E) EMR, 2016- 17- 18



VDPV2 isolates, EMR countries, 2017



VDPV2 isolates, EMR countries, 2018

