



AFP SURVEILLANCE

12-Feb-18

Week 06, ending 11 February 2018

Number 1010

Table 1: Acute Flaccid Paralysis (AFP) cases by week of onset

Country	Reported AFP cases by week of onset - Week (06/18) / Ending on : 11/02/2018														
	Total AFP 2016	Total AFP 2017	Total AFP to date, 2018	W47 26 Nov 17	W48 03 Dec 17	W49 10 Dec 17	W50 17 Dec 17	W51 24 Dec 17	W52 31 Dec 17	W01 07 Jan 18	W02 14 Jan 18	W03 21 Jan 18	W04 28 Jan 18	W05 04 Feb 18	W06 11 Feb 18
Afghanistan	2905	3091	342	48	64	82	74	53	58	68	84	76	69	38	7
Bahrain	14	18	3	0	0	1	1	0	0	0	2	0	0	1	0
Djibouti	3	4	0												
Egypt	1092	1241	132	21	14	37	30	20	11	25	25	39	23	18	2
Iran	776	820	96	13	21	17	23	17	22	43	25	16	9	3	
Iraq	605	699	99	12	17	17	17	13	21	29	14	25	17	14	
Jordan ****	107	116	13	5	2	5	5	4	0	4	4	4	1	0	
Kuwait	50	68	3	1	1	1	4	2	2	0	1	0	0	0	2
Lebanon ****	111	77	11	1	0	0	2	1	2	1	1	3	2	2	2
Libya	70	88	7	2	1	2	0	0	2	4	1	2	0	0	
Morocco	84	139	14	5	2	5	1	1	4	8	3	3			
Oman	39	40	1	0	3	2	0	1	1	0	0	0	0	1	0
Pakistan	7848	10187	686	216	158	189	249	225	146	233	221	189	36	7	0
Palestine ****	46	43	7	1	1	0	0	1	2	2	1	1	2	1	0
Qatar	9	18	2	0	0	1	0	0	0	0	2	0	0	0	0
Saudi Arabia	273	276	11	7	6	7	4	9	5	2	4	2	3	0	0
Somalia	316	345	29	2	6	4	5	3	3	6	5	9	6	2	1
Sudan	509	570	55	12	18	8	12	3	5	14	10	14	12	5	0
Syria ****	303	361	24	2	6	5	7	4	3	9	1	4	9	1	
Tunisia	90	67	6	1	1	1	2	1	1	3	2	0	1	0	
U.A.E	42	58	7	1	2	1	1	1	1	1	1	4	1	0	0
Yemen	715	712	82	18	16	15	9	13	10	19	15	16	24	8	
<b>Total EMR</b>	<b>16007</b>	<b>19038</b>	<b>1630</b>	<b>368</b>	<b>339</b>	<b>400</b>	<b>446</b>	<b>372</b>	<b>299</b>	<b>471</b>	<b>422</b>	<b>407</b>	<b>215</b>	<b>101</b>	<b>14</b>

□ No data = No report received

Table 2: Confirmed polio cases by month of onset

Country	Total year 2016	Total year 2017	11/02		Confirmed polio cases by month of onset											
			2017	2018	March 2017	April 2017	May 2017	June 2017	July 2017	August 2017	September 2017	October 2017	November 2017	December 2017	January 2018	February 2018
Afghanistan	13	14	2	3	0	1	0	1	1		1	3	2	2	3	
Bahrain	0	0	0	0	0	0	0	0	0	0	0	0	0	0		
Djibouti	0	0	0	0												
Egypt	0	0	0	0	0	0	0	0	0	0	0	0				
Iran	0	0	0	0	0	0	0	0	0	0	0	0				
Iraq	0	0	0	0	0	0	0	0	0	0	0	0				
Jordan ****	0	0	0	0	0	0	0	0	0	0	0	0	0	0		
Kuwait	0	0	0	0	0	0	0	0	0	0	0	0	0	0	0	
Lebanon ****	0	0	0	0	0	0	0	0	0	0	0	0	0			
Libya	0	0	0	0	0	0	0	0	0	0	0	0	0	0		
Morocco	0	0	0	0	0	0	0	0	0	0	0	0	0			
Oman	0	0	0	0	0	0	0	0	0	0	0	0	0	0	0	
Pakistan	20	8	1	0	0	0	0	1	0	2	0	0	3	0		
Palestine ****	0	0	0	0	0	0	0	0	0	0	0	0	0	0		
Qatar	0	0	0	0	0	0	0	0	0	0	0	0	0	0		
Saudi Arabia	0	0	0	0	0	0	0	0	0	0	0	0	0			
Somalia	0	0	0	0	0	0	0	0	0	0	0	0	0			
Sudan	0	0	0	0	0	0	0	0	0	0	0	0	0	0		
Syria ****	0	0	0	0	0	0	0	0	0	0	0	0	0			
Tunisia	0	0	0	0	0	0	0	0	0	0	0	0	0			
U.A.E	0	0	0	0	0	0	0	0	0	0	0	0	0	0		
Yemen	0	0	0	0	0	0	0	0	0	0	0	0	0			
<b>Total EMR</b>	<b>33</b>	<b>22</b>	<b>3</b>	<b>3</b>	<b>0</b>	<b>1</b>	<b>0</b>	<b>2</b>	<b>1</b>	<b>2</b>	<b>1</b>	<b>3</b>	<b>5</b>	<b>2</b>	<b>3</b>	<b>0</b>

\*\*\*\* UNRWA cases are included with those of country of residence



Table 3: Investigation of AFP cases with paralysis onset in 2017 & 2018 up to Week (06/18) / Ending on : 11/02/2018

COUNTRY	2017												2018												Latest line List Date				
	AFP										Specimen		Wild cases ****		AFP											Specimen		Wild cases ****	
	Total AFP cases onset 2017	Case classification					Non polio AFP rate **	AFP cases pending classification > 90 days from onset of paralysis	AFP cases pending classification and lab > 90 days from onset of paralysis	% with *** adequate specimens	Wild P1 Poliovirus	Wild P3 Poliovirus	Total AFP cases onset 2018	Case classification					Annualized Non polio AFP rate **	AFP cases pending classification > 90 days from onset of paralysis	AFP cases pending classification and lab > 90 days from onset of paralysis	% with *** adequate specimens	Wild P1 Poliovirus	Wild P3 Poliovirus					
		Total Confirmed Polio Cases *	Polio Compatible	Pending Classification	Discarded (non polio AFP)	VDPV								Total Confirmed Polio Cases *	Polio Compatible	Pending Classification	Discarded (non polio AFP)	VDPV											
Afghanistan	3091	14	0	43	3034	1	15.2	20	2	93.7	14	0	342	3	0	170	169	0	14.6	0	0	97.1	3	0	11/02/2018				
Bahrain	18	0	0	2	16	0	6.2	0	0	100.0	0	0	3	0	0	3	0	0	9.0	0	0	100.0	0	0	11/02/2018				
Djibouti	4	0	0	4	0	0	1.3	4	4	100.0	0	0	0	0	0	0	0	0	0.0	0	0		0	0	10/04/2017				
Egypt	1241	0	0	16	1223	1	3.3	6	0	94.4	0	0	132	0	0	118	14	0	3.1	0	0	85.6	0	0	08/02/2018				
Iran	820	0	0	3	817	0	4.3	0	0	97.0	0	0	96	0	0	31	65	0	4.3	0	0	95.8	0	0	07/02/2018				
Iraq	699	0	0	20	679	0	4.7	5	1	86.6	0	0	99	0	0	53	46	0	5.8	0	0	87.9	0	0	08/02/2018				
Jordan	116	0	0	15	101	0	4.2	0	0	100.0	0	0	13	0	0	13	0	0	4.0	0	0	100.0	0	0	08/02/2018				
Kuwait	68	0	0	0	68	0	7.4	0	0	94.1	0	0	3	0	0	3	0	0	2.8	0	0	66.7	0	0	11/02/2018				
Lebanon	77	0	0	9	68	0	4.1	8	0	77.9	0	0	11	0	0	9	2	0	5.1	0	0	100.0	0	0	08/02/2018				
Libya	88	0	0	0	88	0	4.3	0	0	96.6	0	0	7	0	0	4	3	0	2.4	0	0	100.0	0	0	10/02/2018				
Morocco	139	0	0	45	94	0	1.3	34	0	66.2	0	0	14	0	0	14	0	0	1.1	0	0	71.4	0	0	26/01/2018				
Oman	40	0	0	0	40	0	4.5	0	0	90.0	0	0	1	0	0	1	0	0	1.0	0	0	100.0	0	0	11/02/2018				
Pakistan	10187	8	0	467	9712	0	13.1	267	0	85.8	8	0	686	0	0	126	560	0	7.6	0	0	81.9	0	0	12/02/2018				
Palestine	43	0	0	3	40	0	2.3	0	0	97.7	0	0	7	0	0	7	0	0	3.2	0	0	100.0	0	0	11/02/2018				
Qatar	18	0	0	0	18	0	6.1	0	0	100.0	0	0	2	0	0	2	0	0	4.9	0	0	100.0	0	0	12/02/2017				
Saudi Arabia	276	0	0	102	174	0	3.5	52	52	99.3	0	0	11	0	0	11	0	0	1.2	0	0	100.0	0	0	11/02/2018				
Somalia	345	0	0	2	343	0	6.0	1	1	99.1	0	0	29	0	0	16	13	0	4.0	0	0	100.0	0	0	11/02/2018				
Sudan	570	0	0	1	569	0	3.2	0	0	96.3	0	0	55	0	0	17	38	0	2.7	0	0	98.2	0	0	11/02/2018				
Syria	361	0	1	5	281	74	4.7	1	0	81.2	0	0	24	0	0	14	10	0	2.7	0	0	91.7	0	0	10/02/2018				
Tunisia	67	0	0	2	65	0	2.5	0	0	74.6	0	0	6	0	0	5	1	0	2.0	0	0	66.7	0	0	09/02/2018				
U.A.E	58	0	0	0	58	0	5.7	0	0	96.6	0	0	7	0	0	7	0	0	6.0	0	0	100.0	0	0	11/02/2018				
Yemen	712	0	0	247	465	0	5.2	152	131	90.4	0	0	82	0	0	82	0	0	5.1	0	0	95.1	0	0	10/02/2018				
EMR	19038	22	1	986	17953	75	7.7	550	191	89.0	22	0	1630	3	0	706	921	0	5.7	0	0	88.8	3	0					
2016	16008	33	5	1	15961	8	6.4	0	0	89.6	33	0																	

\* Confirmed polio cases refer to wild isolation from AFP cases or from contacts of negative index AFP cases  
 \*\* Non-polio AFP per 100,000 children <15 years  
 \*\*\* Adequate here refers to two stool specimens collected at least 24 hours apart, within 14 days of paralysis onset  
 \*\*\*\* AFP cases co infected with P1 and P3 are counted separately as wild isolates

Regarding the earlier advance notification of a new VDPV2 from Tehran, Iran, with onset 01/01/2018, re-testing of the original samples turned out to be negative consequently the case has been removed



World Health Organization – Regional Office for Eastern Mediterranean  
AFP SURVEILLANCE  
Week 06, ending 11 February 2018

12-Feb-18  
Number 1010

Table 4 (a): Lab results of contacts' samples in EMR, 2017 - 2018

COUNTRY	# OF CONTACTS	2017					# OF CONTACTS	2018				
		WILD	VDPV	SL	NPEV	PENDING		WILD	VDPV	SL	NPEV	PENDING
AFG	1425	1	0	88	347	0	103	0	0	4	4	39
BAH	2	0	0	0	0	0	0	0	0	0	0	0
DJI	0	0	0	0	0	0	0	0	0	0	0	0
EGY	450	0	0	9	63	18	33	0	0	0	0	24
IRN	143	0	0	5	1	0	8	0	0	0	0	0
IRQ	698	0	0	13	101	16	107	0	0	0	6	53
JOR	2	0	0	0	0	0	0	0	0	0	0	0
KUW	8	0	0	0	0	2	0	0	0	0	0	0
LEB	92	0	0	2	3	21	26	0	0	0	0	14
LIB	4	0	0	0	0	1	0	0	0	0	0	0
MOR	84	0	0	0	7	0	2	0	0	0	0	2
OMA	113	0	0	1	24	4	0	0	0	0	0	0
PAK	3734	2	0	229	893	7	160	0	0	10	14	4
PAL	0	0	0	0	0	0	0	0	0	0	0	0
QAT	0	0	0	0	0	0	0	0	0	0	0	0
SAA	0	0	0	0	0	0	0	0	0	0	0	0
SOM	1032	0	0	37	113	3	92	0	0	1	1	50
SUD	385	0	0	6	32	46	34	0	0	0	4	5
SYR	570	0	62	3	11	0	40	0	0	0	0	18
TUN	26	0	0	0	1	0	0	0	0	0	0	0
UAE	2	0	0	0	0	0	0	0	0	0	0	0
YEM	1737	0	0	43	114	667	150	0	0	0	0	150
<b>EMR</b>	<b>10507</b>	<b>3</b>	<b>62</b>	<b>436</b>	<b>1710</b>	<b>785</b>	<b>755</b>	<b>0</b>	<b>0</b>	<b>15</b>	<b>29</b>	<b>359</b>

Table 4 (B): Most recent wild contacts in EMRO, 2017 - 2018

Year	Country	Data	
		Count of wild contacts	Date of Most Recent stool collection
2017	Pakistan	2	04-12-17
	Afghanistan	1	21-05-17
<b>2017 Total</b>		<b>3</b>	<b>04-12-17</b>

Table 4 (C): Number and distribution by district of -ve index AFP cases identified as wild positive by contact in EMR, 2017-2018

YEAR	COUNTRY	PROVINCE	DISTRICT	COUNT	First case	Last case
2017	AFG	HILMAND	NAWZAD	1	16-04-17	16-04-17
	<b>AFG Total</b>			<b>1</b>	<b>16-04-17</b>	<b>16-04-17</b>



**Table 5: Laboratory investigation of AFP cases with paralysis onset in 2017 up to Week (06/18) / Ending on : (11/02/2018)**

Country	Polio laboratories  Sequencing performed by EGY, PAK, TUN, CDC and RIVM laboratories	AFP cases with specimens	Preliminary virus isolation results of AFP cases						Poliovirus intratypic differentiation results #									Indicators				Latest report Date				
			Referred for ITD		NPEV only	Negative	Pending		Type 1			Type 2			Type 3			Discordant pending sequence	NPEV by PCR	Non-EV	Pending ITD		% specimens positive for NPEV*	% AFP cases with culture results within 14 days	% AFP cases with ITD results within 7 days	% AFP cases with ITD results within 45 days of onset**
			L20B+	L20B+/NPEV			received < / = 14 days	received > 14 days ago	Wild	Sabin	VDPV	Wild	Sabin	VDPV	Wild	Sabin	VDPV									
Afghanistan	RRL Pakistan	318	10		18	154	127	9	3	5											7%	92%	100%	100%	04/02/2018	
Bahrain	PNL Oman																								29/01/2018	
Djibouti	NPL Kenya																								10/04/2017	
Egypt***	RRL Egypt	100		1	6	49	21	23													10%	100%	100%	100%	01/02/2018	
Iran	NPL Iran	110	1			90	19						1								0%	99%	100%	100%	03/02/2018	
Iraq	RRL Egypt	100	1		2	47	48	2													6%	100%			01/02/2018	
Jordan	RRL EGYPT	13	1		2	9	1														14%	100%			04/02/2018	
Kuwait	RRL Kuwait	1				1															0%	100%		100%	01/02/2018	
Lebanon	NPL Jordan	7				4	3														0%	100%			04/02/2018	
Libya	RRL Tunisia	7				4	3														0%	100%		100%	26/01/2018	
Morocco	NPL Morocco	22			1	15	6														3%	100%		100%	02/02/2018	
Oman	NPL Oman	1					1														0%				29/01/2018	
Pakistan	RRL Pakistan	577	39	5	43	475				31											6%	99%	98%	100%	12/02/2018	
Palestine & UNRWA		7				3	3	1													0%	67%		100%	04/02/2018	
Qatar	NPL Oman	2				1	1														0%	100%		100%	29/01/2018	
Saudi Arabia	NPL Oman	11				3	5	3													0%	100%			31/01/2018	
Somalia	NPL Kenya	29		1		12	7	9		1											8%	15%		100%	04/02/2018	
Sudan	RRL Egypt	56			4	36	16														11%	100%			28/01/2018	
Syria	RRL Egypt	23				11	12														0%	100%			01/02/2018	
Tunisia	RRL Tunisia	11				9	2														0%	100%		100%	26/01/2018	
U.A.E	NPL Oman	4					4																		29/01/2018	
Yemen	RRL Egypt																								01/02/2018	
<b>Total EMR 2018</b>		1399	52	7	76	923	279	47	3	37			1								6%	97%	98%	100%		
<b>Total EMR 2017</b>		18192	922	98	3567	13575	4	23	21	577			10	34 *	687						16%	98%	99%	96%		
* Specimens from all sources including non-AFP cases, excluding environmental samples		* In 2017, 41 cVDPV2 were isolated from Syria by other Global Polio Laboratories Network (GPLN)																								
** This indicator reflects surveillance and laboratory activities		Syria reported a total of 74 cVDPV2 cases in 2017 out of which 8 were identified by positive contacts																								



**Table 6: Environmental isolate by year and type**

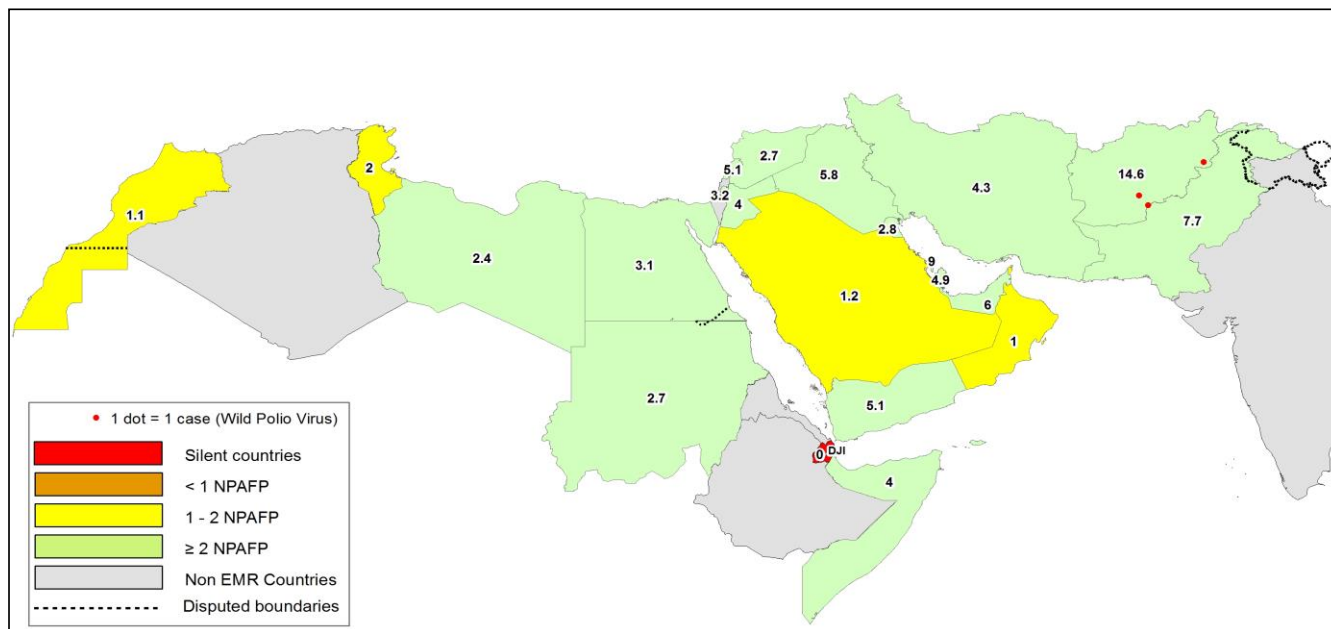
Country	Status	2015	2016	2017	2018
AFG	NEGATIVE	129	183	273	4
	PENDING			1	24
	WILD	20	2	42	4
<b>AFG Total</b>		<b>149</b>	<b>185</b>	<b>316</b>	<b>32</b>
EGY	NEGATIVE	495	528	520	38
	PENDING				18
	VDPV2	3	1		
<b>EGY Total</b>		<b>498</b>	<b>529</b>	<b>520</b>	<b>56</b>
IRN	NEGATIVE			6	4
	PENDING				2
<b>IRN Total</b>				<b>6</b>	<b>6</b>
JOR	NEGATIVE		2	31	2
	PENDING				2
<b>JOR Total</b>			<b>2</b>	<b>31</b>	<b>4</b>
LEB	NEGATIVE		4	27	
	PENDING				3
<b>LEB Total</b>			<b>4</b>	<b>27</b>	<b>3</b>
PAK	NEGATIVE	347	462	523	31
	PENDING				31
	WILD	79	59	105	7
	WILD & VDPV2	5	3	1	
	VDPV2	8	5	4	
<b>PAK Total</b>		<b>439</b>	<b>529</b>	<b>633</b>	<b>69</b>
SOM	NEGATIVE			32	11
	PENDING			2	11
	VDPV2			2	2
<b>SOM Total</b>			<b>36</b>	<b>24</b>	
SYR	NEGATIVE			5	2
<b>SYR Total</b>				<b>5</b>	<b>2</b>
<b>Grand Total</b>		<b>1086</b>	<b>1249</b>	<b>1574</b>	<b>196</b>

**Table 7: Environmental Wild/VDPV isolate by site**

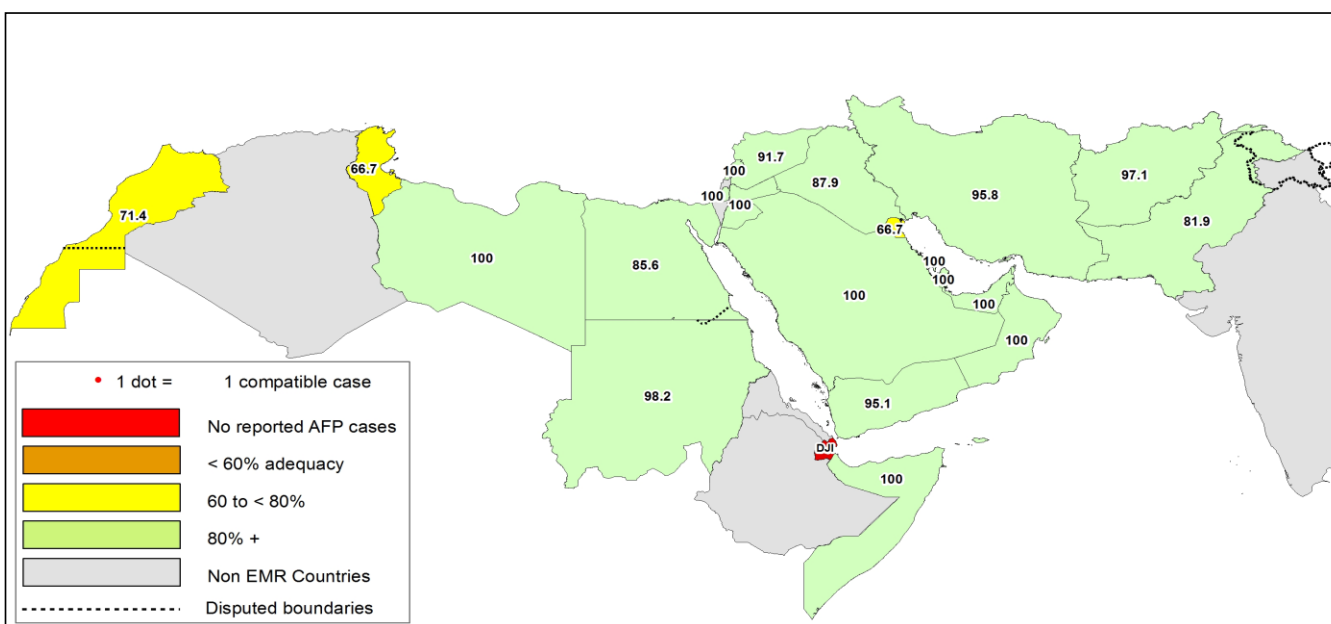
Country	COUNTRY	Status	PROVINCE	DISTRICT	Count	First date	Last date	
2017	AFG	WILD	HILMAND	LASHKARGAH	8	26/Apr	26/Dec	
				NAHR-E-SARAJ	1	25/Sep	25/Sep	
			KABUL	KABUL	1	25/Oct	25/Oct	
				KANDAHAR	18	26/Jan	27/Dec	
			KUNAR	ASADABAD	1	25/Dec	25/Dec	
				BEHSUD	3	24/Sep	26/Dec	
	JALALABAD	10	24/Jan	26/Dec				
	<b>AFG Total</b>				<b>42</b>	<b>24/Jan</b>	<b>27/Dec</b>	
	PAK	WILD	BALOCHISTAN	KABDULLAH	12	1/Jan	15/Oct	
				LORALAI	3	17/Sep	17/Nov	
				PISHIN	5	2/Jan	2/Oct	
				QUETTA	12	1/Jan	20/Dec	
				ZHOB	1	18/Dec	18/Dec	
				ISLAMABAD	5	10/Feb	10/Jul	
				KHYBER PAKHTUNKHWA	PESHAWAR	8	10/Jan	11/Dec
					LAHORE	1	18/Dec	18/Dec
				PUNJAB	MULTAN	1	9/Jan	9/Jan
					RAWALPINDI	8	10/Jan	10/Oct
					JACOBABAD	4	11/Aug	13/Dec
				SINDH	KAMBAR	1	15/Aug	15/Aug
KHIBALDIA					2	8/Aug	3/Nov	
KHIGADAP					21	9/Jan	12/Dec	
KHIGIQBAL	6	3/Feb	10/Oct					
KHIKORANGI	1	16/Oct	16/Oct					
KHILANDHI	7	16/Mar	14/Dec					
KHISITE	5	7/Aug	4/Dec					
SUKKUR	2	11/Apr	19/Sep					
WILD & VDPV2	BALOCHISTAN	KABDULLAH	1	15/Jul	15/Jul			
		PISHIN	1	2/May	2/May			
		QUETTA	3	3/Apr	29/May			
<b>PAK Total</b>				<b>110</b>	<b>1/Jan</b>	<b>20/Dec</b>		
SOM	VDPV2	BANADIR	WABERI	2	22/Oct	2/Nov		
<b>SOM Total</b>				<b>2</b>	<b>22/Oct</b>	<b>2/Nov</b>		
<b>2017 Total</b>				<b>154</b>	<b>1/Jan</b>	<b>27/Dec</b>		
2018	AFG	WILD	HILMAND	LASHKARGAH	1	8/Jan	8/Jan	
				KANDAHAR	3	8/Jan	8/Jan	
	<b>AFG Total</b>				<b>4</b>	<b>8/Jan</b>	<b>8/Jan</b>	
	PAK	WILD	BALOCHISTAN	KABDULLAH	1	1/Jan	1/Jan	
				ISLAMABAD	1	10/Jan	10/Jan	
				KHYBER PAKHTUNKHWA	KOHAT	1	5/Jan	5/Jan
					PESHAWAR	1	10/Jan	10/Jan
				PUNJAB	1	10/Jan	10/Jan	
				SINDH	1	10/Jan	10/Jan	
	KHILANDHI	1	10/Jan	10/Jan				
KHISITE	1	1/Jan	1/Jan					
<b>PAK Total</b>				<b>7</b>	<b>1/Jan</b>	<b>10/Jan</b>		
SOM	VDPV2	BANADIR	HAMAR WEYN	2	4/Jan	11/Jan		
<b>SOM Total</b>				<b>2</b>	<b>4/Jan</b>	<b>11/Jan</b>		
<b>2018 Total</b>				<b>13</b>	<b>1/Jan</b>	<b>11/Jan</b>		



**Figure 1: Non Polio AFP Rate and Wild Virus in EMR 01/01/2018 - 11/02/2018**



**Figure 2: Percent of AFP cases with Adequate Samples & Compatible Cases in EMR 01/01/2018 - 11/02/2018**



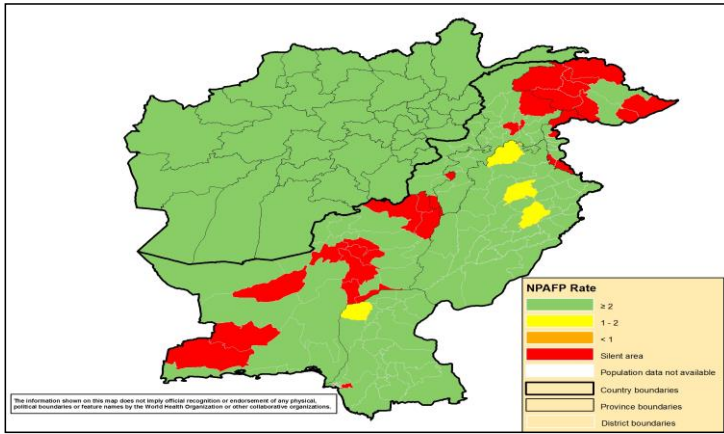
**Table 8: Wild polio cases by country and date of onset of paralysis in EMR, 2017 - 2018**

Year	COUNTRY	Count	First Case	Last Case
2018	AFG	3	01-01-18	06-01-18
2018 Total		3	01-01-18	06-01-18
2017	AFG	14	13-01-17	28-12-17
	PAK	8	28-01-17	15-11-17
2017 Total		22	13-01-17	28-12-17

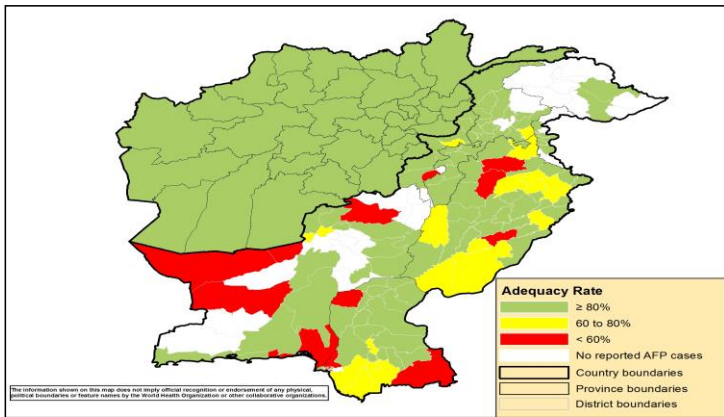
Last reported wild Polio P3 from Pakistan with date of onset 18/04/2012



**Figure 3: Non Polio AFP rate by Province in Afghanistan & by District in Pakistan 01/01/2018 - 11/02/2018**

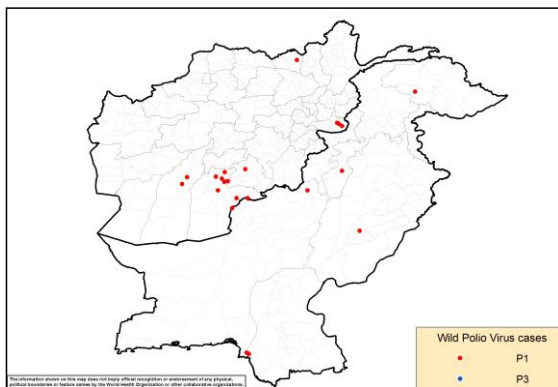


**Figure 4: Percent of AFP cases with Adequate Samples in Afghanistan by Province & Pakistan by District 01/01/2018 - 11/02/2018**

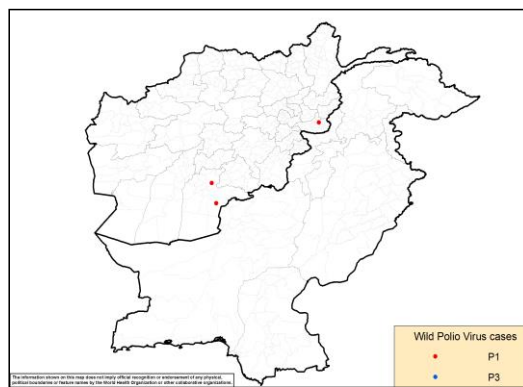


**Figure 5: Wild Virus Cases by Type & District in Afghanistan & Pakistan**

**5a: 01/01/2017 - 31/12/2017**



**5b: 01/01/2018 - 11/02/2018**





ONSETYR	PROVINCE	DISTRICT	Count	First case	Last case
2018	KANDAHAR	SPINBOLDAK	1	06-01-18	06-01-18
		SHAHWALIKOT	1	05-01-18	05-01-18
	NANGARHAR	KAMA	1	01-01-18	01-01-18
<b>2018 Total</b>			<b>3</b>	<b>01-01-18</b>	<b>06-01-18</b>
2017	KANDAHAR	SPINBOLDAK	1	28-12-17	28-12-17
		SHAHWALIKOT	5	19-06-17	03-12-17
		KANDAHAR	1	13-01-17	13-01-17
	NANGARHAR	MUHMAND DARA	1	05-11-17	05-11-17
		BATIKOT	2	15-09-17	11-10-17
	ZABUL	ARGHANDAB (Z)	1	10-07-17	10-07-17
	HILMAND	NAWZAD	1	16-04-17	16-04-17
		NAHR-E-SARAJ	1	21-01-17	21-01-17
KUNDUZ	DASHT-E-ARCHI	1	21-02-17	21-02-17	
<b>2017 Total</b>			<b>14</b>	<b>13-01-17</b>	<b>28-12-17</b>

ONSETYR	PROVINCE	DISTRICT	Count	First case	Last case
2017	BALOCHISTAN	ZHOB	1	15-11-17	15-11-17
		KABDULAH	2	11-06-17	13-11-17
	SINDH	KHIGADAP	1	09-11-17	09-11-17
		KHIGIQBAL	1	11-08-17	11-08-17
	KHYBER PAKHTOON	LAKKIMRWT	1	21-08-17	21-08-17
	GILGIT BALTISTAN	DIAMER	1	13-02-17	13-02-17
PUNJAB	LODHRAN	1	28-01-17	28-01-17	
<b>2017 Total</b>			<b>8</b>	<b>28-01-17</b>	<b>15-11-17</b>

**Table 11: Circulating VDPV cases and date of onset of paralysis in EMR countries by districts 2017-2018**

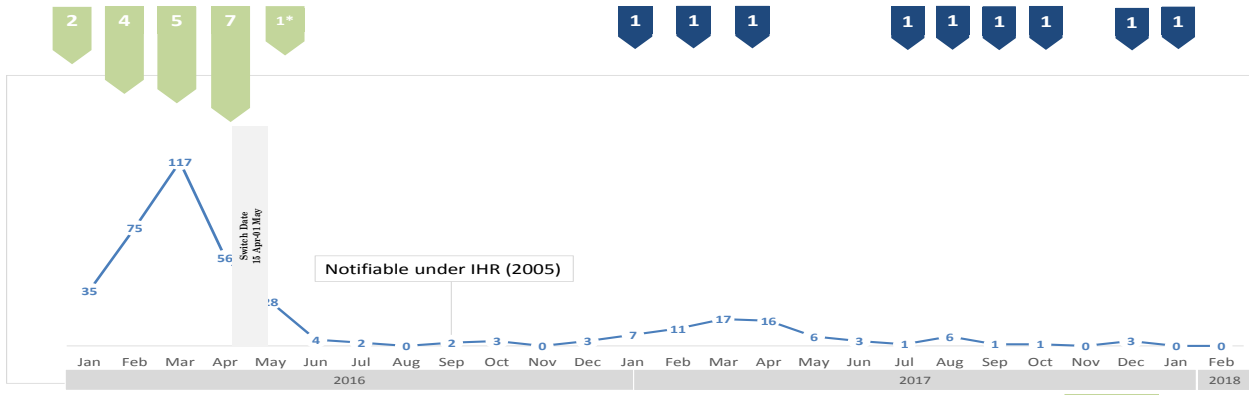
Year	COUNTRY	PROVINCE	DISTRICT	Count	First Case	Last Case
2017	SYR	HOMS	TADMOUR	1	10-07-17	10-07-17
		DEIR_AL_ZOUR	DEIR ALZOUR	1	30-06-17	30-06-17
		DEIR_AL_ZOUR	BOKAMAL	12	25-06-17	21-09-17
		DEIR_AL_ZOUR	MAYADEEN	58	05-03-17	09-09-17
		RAQUA	THAWRA	1	16-06-17	16-06-17
		RAQUA	TALABYAD	1	25-04-17	25-04-17
<b>SYR Total</b>				<b>74</b>	<b>05-03-17</b>	<b>21-09-17</b>
<b>2017 Total</b>				<b>74</b>	<b>05-03-17</b>	<b>21-09-17</b>







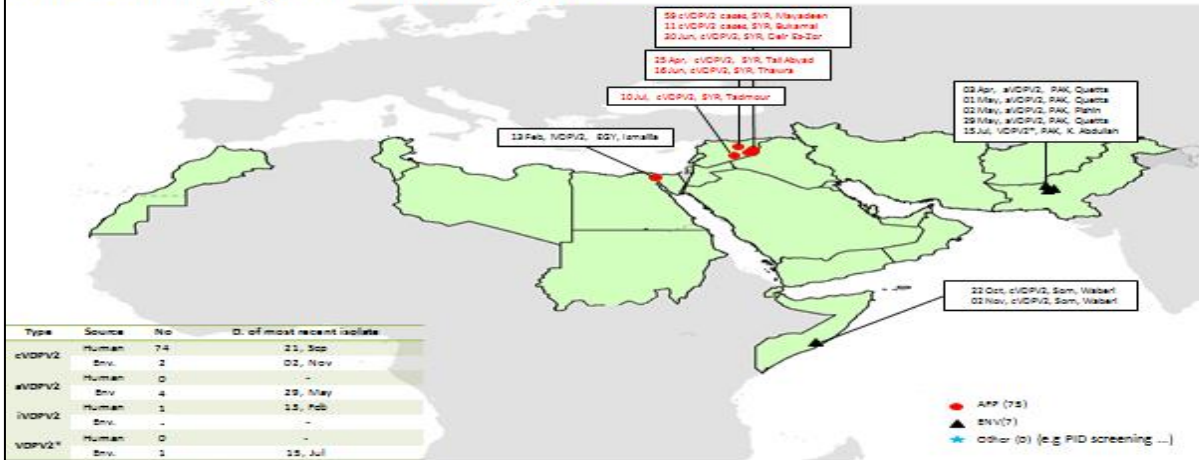
### Sabin Like Type-2 Poliovirus Isolates (H & E) EMR, 2016-17-18



\* Focused tOPV campaign in El Tur district (S. Sinai/Egy) as a response to VDPV2 isolation

tOPV SIAs  
mOPV2 SIAs

### VDPV2 isolates, EMR countries, 2017



### VDPV2 isolates, EMR countries, 2018

