



AFP SURVEILLANCE

26-Feb-18

Week 08, ending 25 February 2018

Number 1012

Table 1: Acute Flaccid Paralysis (AFP) cases by week of onset

Country	Reported AFP cases by week of onset - Week (08/18) / Ending on : 25/02/2018														
	Total AFP 2016	Total AFP 2017	Total AFP to date, 2018	W49 10 Dec 17	W50 17 Dec 17	W51 24 Dec 17	W52 31 Dec 17	W01 07 Jan 18	W02 14 Jan 18	W03 21 Jan 18	W04 28 Jan 18	W05 04 Feb 18	W06 11 Feb 18	W07 18 Feb 18	W08 25 Feb 18
Afghanistan	2905	3093	496	82	74	53	59	68	85	77	71	63	65	57	10
Bahrain	14	18	6	1	1	0	0	0	2	0	0	3	1	0	0
Djibouti	3	4	0												
Egypt	1092	1242	155	37	30	20	11	25	25	39	23	21	13	9	
Iran	776	820	105	17	23	17	22	42	25	19	10	9	0	0	
Iraq	605	699	130	17	17	13	21	30	14	25	22	20	18	1	
Jordan ****	107	116	18	5	5	4	0	4	4	4	1	0	2	3	0
Kuwait	50	68	5	1	4	2	2	0	1	0	0	0	3	1	
Lebanon ****	111	75	14	0	2	1	2	1	1	3	3	3	2	1	
Libya	70	88	10	2	0	0	2	4	1	3	0	0	0	2	
Morocco	84	141	23	5	1	1	5	8	4	3	2	3	3	0	
Oman	39	40	2	2	0	1	1	0	0	0	0	1	1	0	0
Pakistan	7848	10234	1148	192	253	238	165	238	227	251	185	153	88	6	0
Palestine ****	46	43	10	0	0	1	2	2	1	1	2	1	2	1	0
Qatar	9	18	2	1	0	0	0	0	2	0	0	0	0	0	0
Saudi Arabia	273	276	19	7	4	9	5	2	4	2	3	1	4	3	0
Somalia	316	345	46	4	5	3	3	6	5	9	6	3	11	6	0
Sudan	509	570	73	8	12	3	5	14	10	14	12	10	8	5	0
Syria ****	303	361	47	5	7	4	3	10	2	5	11	5	11	3	0
Tunisia	90	67	7	1	2	1	1	3	2	0	1	1	0	0	
U.A.E	42	58	9	1	1	1	1	1	1	4	1	0	1	1	0
Yemen	715	713	120	15	9	14	10	19	15	17	26	19	19	5	
Total EMR	16007	19089	2445	403	450	386	320	477	431	476	379	316	252	104	10

□ No data = No report received

Table 2: Confirmed polio cases by month of onset

Country	Total year 2016	Total year 2017	25/02		Confirmed polio cases by month of onset											
			2017	2018	March 2017	April 2017	May 2017	June 2017	July 2017	August 2017	September 2017	October 2017	November 2017	December 2017	January 2018	February 2018
Afghanistan	13	14	3	3	0	1	0	1	1		1	3	2	2	3	
Bahrain	0	0	0	0	0	0	0	0	0	0	0	0	0	0		
Djibouti	0	0	0	0												
Egypt	0	0	0	0	0	0	0	0	0	0	0	0				
Iran	0	0	0	0	0	0	0	0	0	0	0	0	0	0		
Iraq	0	0	0	0	0	0	0	0	0	0	0	0	0			
Jordan ****	0	0	0	0	0	0	0	0	0	0	0	0	0	0		
Kuwait	0	0	0	0	0	0	0	0	0	0	0	0	0	0	0	
Lebanon ****	0	0	0	0	0	0	0	0	0	0	0	0	0	0		
Libya	0	0	0	0	0	0	0	0	0	0	0	0	0	0	0	
Morocco	0	0	0	0	0	0	0	0	0	0	0	0	0	0		
Oman	0	0	0	0	0	0	0	0	0	0	0	0	0	0		
Pakistan	20	8	2	0	0	0	0	1	0	2	0	0	3	0		
Palestine ****	0	0	0	0	0	0	0	0	0	0	0	0	0	0		
Qatar	0	0	0	0	0	0	0	0	0	0	0	0	0	0		
Saudi Arabia	0	0	0	0	0	0	0	0	0	0	0	0	0	0		
Somalia	0	0	0	0	0	0	0	0	0	0	0	0	0	0	0	
Sudan	0	0	0	0	0	0	0	0	0	0	0	0	0	0	0	
Syria ****	0	0	0	0	0	0	0	0	0	0	0	0	0	0		
Tunisia	0	0	0	0	0	0	0	0	0	0	0	0	0	0		
U.A.E	0	0	0	0	0	0	0	0	0	0	0	0	0	0		
Yemen	0	0	0	0	0	0	0	0	0	0	0	0	0	0		
Total EMR	33	22	5	3	0	1	0	2	1	2	1	3	5	2	3	0

**** UNRWA cases are included with those of country of residence



Table 3: Investigation of AFP cases with paralysis onset in 2017 & 2018 up to Week (08/18) / Ending on : 25/02/2018

COUNTRY	2017												2018												Latest line List Date						
	AFP									Specimen			Wild cases ****			AFP										Specimen			Wild cases ****		
	Total AFP cases onset 2017	Case classification					Non polio AFP rate **	AFP cases pending classification > 90 days from onset of paralysis	AFP cases pending classification and lab > 90 days from onset of paralysis	% with *** adequate specimens	Wild P1 Poliovirus	Wild P3 Poliovirus	Total AFP cases onset 2018	Case classification					Annualized Non polio AFP rate **	AFP cases pending classification > 90 days from onset of paralysis	AFP cases pending classification and lab > 90 days from onset of paralysis	% with *** adequate specimens	Wild P1 Poliovirus	Wild P3 Poliovirus							
		Total Confirmed Polio Cases *	Polio Compatible	Pending Classification	Discarded (non polio AFP)	VDPV								Total Confirmed Polio Cases *	Polio Compatible	Pending Classification	Discarded (non polio AFP)	VDPV													
Afghanistan	3093	14	0	29	3050	0	15.2	12	2	93.6	14	0	496	3	0	183	310	0	15.9	0	0	97.0	3	0	25-02-2018						
Bahrain	18	0	0	2	16	0	6.2	0	0	100.0	0	0	6	0	0	6	0	0	13.5	0	0	100.0	0	0	25-02-2018						
Djibouti	4	0	0	4	0	0	1.3	4	4	100.0	0	0	0	0	0	0	0	0	0.0	0	0		0	0	10-04-2017						
Egypt	1242	0	0	10	1230	1	3.3	6	0	94.4	0	0	155	0	0	60	95	0	2.7	0	0	89.0	0	0	22-02-2018						
Iran	820	0	0	2	818	0	4.3	0	0	96.8	0	0	105	0	0	10	94	0	3.5	0	0	96.2	0	0	24-02-2018						
Iraq	699	0	0	16	683	0	4.7	6	1	86.6	0	0	130	0	0	45	85	0	5.7	0	0	87.7	0	0	24-02-2018						
Jordan	116	0	0	6	110	0	4.2	0	0	100.0	0	0	18	0	0	18	0	0	4.0	0	0	100.0	0	0	25-02-2018						
Kuwait	68	0	0	0	68	0	7.4	0	0	94.1	0	0	5	0	0	5	0	0	3.5	0	0	100.0	0	0	18-02-2018						
Lebanon	75	0	0	0	75	0	4.0	0	0	80.0	0	0	14	0	0	8	6	0	4.8	0	0	100.0	0	0	23-02-2018						
Libya	88	0	0	0	88	0	4.3	0	0	96.6	0	0	10	0	0	3	7	0	2.6	0	0	90.0	0	0	24-02-2018						
Morocco	141	0	0	42	99	0	1.3	37	0	66.7	0	0	23	0	0	15	8	0	1.6	0	0	78.3	0	0	23-02-2018						
Oman	40	0	0	0	40	0	4.5	0	0	90.0	0	0	2	0	0	2	0	0	1.5	0	0	100.0	0	0	25-02-2018						
Pakistan	10234	8	0	414	9812	0	13.1	284	0	85.8	8	0	1148	0	0	89	1059	0	9.6	0	0	94.6	0	0	25-02-2018						
Palestine	43	0	0	2	41	0	2.3	0	0	97.7	0	0	10	0	0	10	0	0	3.5	0	0	100.0	0	0	25-02-2018						
Qatar	18	0	0	0	18	0	6.1	0	0	100.0	0	0	2	0	0	2	0	0	3.6	0	0	100.0	0	0	25-02-2017						
Saudi Arabia	276	0	0	0	276	0	3.5	0	0	99.3	0	0	19	0	0	19	0	0	1.5	0	0	100.0	0	0	25-02-2018						
Somalia	345	0	0	1	344	0	6.0	1	1	99.1	0	0	46	0	0	18	28	0	4.7	0	0	100.0	0	0	25-02-2018						
Sudan	570	0	0	1	569	0	3.2	0	0	96.3	0	0	73	0	0	12	61	0	2.7	0	0	97.3	0	0	25-02-2018						
Syria	361	0	1	0	286	74	4.7	0	0	81.2	0	0	47	0	0	24	23	0	4.0	0	0	89.4	0	0	25-02-2018						
Tunisia	67	0	0	2	65	0	2.5	0	0	74.6	0	0	7	0	0	6	1	0	1.7	0	0	71.4	0	0	23-02-2018						
U.A.E	58	0	0	0	58	0	5.7	0	0	96.6	0	0	9	0	0	5	4	0	5.8	0	0	100.0	0	0	25-02-2018						
Yemen	713	0	0	248	465	0	5.2	184	160	90.3	0	0	120	0	0	120	0	0	5.6	0	0	96.7	0	0	24-02-2018						
EMR	19089	22	1	779	18211	75	7.7	534	168	89.0	22	0	2445	3	0	660	1781	0	6.4	0	0	94.6	3	0							
2016	16008	33	5	1	15961	8	6.4	0	0	89.6	33	0																			

* Confirmed polio cases refer to wild isolation from AFP cases or from contacts of negative index AFP cases

** Non-polio AFP per 100,000 children <15 years

*** Adequate here refers to two stool specimens collected at least 24 hours apart, within 14 days of paralysis onset

**** AFP cases co infected with P1 and P3 are counted separately as wild isolates



World Health Organization – Regional Office for Eastern Mediterranean
AFP SURVEILLANCE
Week 08, ending 25 February 2018

26-Feb-18
Number 1012

Table 4 (a): Lab results of contacts' samples in EMR, 2017 - 2018

COUNTRY	2017						2018					
	# OF CONTACTS	LAB RESULTS					# OF CONTACTS	LAB RESULTS				
		WILD	VDPV	SL	NPEV	PENDING		WILD	VDPV	SL	NPEV	PENDING
AFG	1424	1	0	88	347	0	124	0	0	6	6	20
BAH	2	0	0	0	0	0	0	0	0	0	0	0
DJI	0	0	0	0	0	0	0	0	0	0	0	0
EGY	450	0	0	9	63	18	49	0	0	0	3	19
IRN	143	0	0	5	1	0	8	0	0	0	0	0
IRQ	698	0	0	14	101	16	142	0	0	0	9	35
JOR	2	0	0	0	0	0	0	0	0	0	0	0
KUW	8	0	0	0	0	2	0	0	0	0	0	0
LEB	92	0	0	2	3	21	34	0	0	0	0	20
LIB	4	0	0	0	0	1	0	0	0	0	0	0
MOR	84	0	0	0	7	0	3	0	0	0	0	1
OMA	109	0	0	1	24	0	0	0	0	0	0	0
PAK	3753	2	0	234	895	5	501	0	0	33	28	92
PAL	0	0	0	0	0	0	0	0	0	0	0	0
QAT	0	0	0	0	0	0	0	0	0	0	0	0
SAA	0	0	0	0	0	0	0	0	0	0	0	0
SOM	1032	0	0	37	113	3	143	0	0	4	1	54
SUD	385	0	0	6	32	46	56	0	0	0	4	16
SYR	570	0	62	3	11	0	85	0		0	0	36
TUN	26	0	0	0	1	0	0	0	0	0	0	0
UAE	2	0	0	0	0	0	0	0	0	0	0	0
YEM	1737	0	0	43	114	667	255	0	0	0	0	255
EMR	10521	3	62	442	1712	779	1400	0	0	43	51	548

Table 4 (B): Most recent wild contacts in EMRO, 2017 - 2018

Year	Country	Data	
		Count of wild contacts	Date of Most Recent stool collection
2017	Pakistan	2	04-12-17
	Afghanistan	1	21-05-17
2017 Total		3	04-12-17

Table 4 (C): Number and distribution by district of -ve index AFP cases identified as wild positive by contact in EMR, 2017-2018

YEAR	COUNTRY	PROVINCE	DISTRICT	COUNT	First case	Last case
2017	AFG	HILMAND	NAWZAD	1	16-04-17	16-04-17
	AFG Total				1	16-04-17



Table 5: Laboratory investigation of AFP cases with paralysis onset in 2017 up to Week (08/18) / Ending on : (25/02/2018)

Country	Polio laboratories Sequencing performed by EGY, PAK, TUN, CDC and RIVM laboratories	AFP cases with specimens	Preliminary virus isolation results of AFP cases						Poliovirus intratypic differentiation results #										Indicators				Latest report Date			
			Referred for ITD		NPEV only	Negative	Pending		Type 1			Type 2			Type 3			Discordant pending sequence	NPEV by PCR	Non-EV	Pending ITD	% specimens positive for NPEV*		% AFP cases with culture results within 14 days	% AFP cases with ITD results within 7 days	% AFP cases with ITD results within 45 days of onset**
			L20B+	L20B+NPEV			received < / = 14 days	received > 14 days ago	Wild	Sabin	VDPV	Wild	Sabin	VDPV	Wild	Sabin	VDPV									
Afghanistan	RRL Pakistan	409	17		36	268	86		3	10											8%	91%	100%	100%	25/02/2018	
Bahrain	PNL Oman																								18/02/2018	
Djibouti	NPL Kenya																								10/04/2017	
Egypt***	RRL Egypt	170	2	1	18	110	38	1													12%	100%	100%	100%	22/02/2018	
Iran	NPL Iran	141	2		1	116	20	2				1									0%	98%	100%	100%	24/02/2018	
Iraq	RRL Egypt	146	2		9	90	42	3													9%	100%	100%	100%	22/02/2018	
Jordan	RRL EGYPT	18	1		2	12	3														12%	100%			25/02/2018	
Kuwait	RRL Kuwait	6				1	3	2													0%	100%		100%	22/02/2018	
Lebanon	NPL Jordan	11			2	9															9%	100%			22/02/2018	
Libya	RRL Tunisia	9				7	2														0%	100%		100%	23/02/2018	
Morocco	NPL Morocco	26			1	21	4														11%	100%		100%	23/02/2018	
Oman	NPL Oman	2				1	1														0%	100%		100%	18/02/2018	
Pakistan	RRL Pakistan	1165	63	6	85	817	162	21		42										1	7%	99%	99%	100%	25/02/2018	
Palestine & UNRWA		10				6	2	2													0%	83%		100%	25/02/2018	
Qatar	NPL Oman	2				2															0%	100%		100%	18/02/2018	
Saudi Arabia	NPL Oman	16				10	5	1													0%	100%			21/02/2018	
Somalia	NPL Kenya	46	1	1		26	15	3		1											4%	25%		100%	25/02/2018	
Sudan	RRL Egypt	75			7	56	12														11%	100%			25/02/2018	
Syria	RRL Egypt	44				24	19	1													0%	100%			22/02/2018	
Tunisia	RRL Tunisia	18				11	7														0%	100%		100%	23/02/2018	
U.A.E	NPL Oman	4				4															0%	100%		100%	18/02/2018	
Yemen	RRL Egypt																								22/02/2018	
Total EMR 2018		2318	88	8	161	1591	421	36	3	53		1			69			1			7%	97%	99%	100%		
Total EMR 2017		18259	940	103	3561	13625	6	23	21	595		10	34 *	704		21	25	4			16%	98%	99%	96%		

* Specimens from all sources including non-AFP cases, excluding environmental samples

* In 2017, 41 cVDPV2 were isolated from Syria by other Global Polio Laboratories Network (GPLN)

** This indicator reflects surveillance and laboratory activities

Syria reported a total of 74 cVDPV2 cases in 2017 out of which 8 were identified by positive contacts



Table 6: Environmental isolate by year and type

Country	Status	2015	2016	2017	2018
AFG	NEGATIVE	129	183	273	20
	PENDING			1	9
	WILD	20	2	42	7
AFG Total		149	185	316	36
EGY	NEGATIVE	495	528	520	57
	PENDING				15
	VDPV2	3	1		
EGY Total		498	529	520	72
IRN	NEGATIVE			6	4
	PENDING				2
IRN Total				6	6
JOR	NEGATIVE		2	31	4
	PENDING				1
JOR Total			2	31	5
LEB	NEGATIVE		4	27	3
LEB Total			4	27	3
PAK	NEGATIVE	347	462	523	57
	PENDING				30
	WILD	79	59	105	11
	WILD & VDPV2	5	3	1	
	VDPV2	8	5	4	
PAK Total		439	529	633	98
SOM	NEGATIVE			33	21
	PENDING			1	9
	VDPV2			2	2
SOM Total				36	32
SYR	NEGATIVE			5	2
	PENDING				5
SYR Total				5	7
Grand Total		1086	1249	1574	259

Table 7: Environmental Wild/VDPV isolate by site

Country	COUNTRY	Status	PROVINCE	DISTRICT	Count	First date	Last date	
2017	AFG	WILD	HILMAND	LASHKARGAH	8	26-Apr	26-Dec	
				NAHR-E-SARAJ	1	25-Sep	25-Sep	
			KABUL	KABUL	1	25-Oct	25-Oct	
				KANDAHAR	18	26-Jan	27-Dec	
			KUNAR	ASADABAD	1	25-Dec	25-Dec	
			NANGARHAR	BEHSUD	3	24-Sep	26-Dec	
	JALALABAD	10	24-Jan	26-Dec				
	AFG Total				42	24-Jan	27-Dec	
	PAK	WILD	BALOCHISTAN	KABDULLAH	12	1-Jan	15-Oct	
				LORALAI	3	17-Sep	17-Nov	
				PISHIN	5	2-Jan	2-Oct	
				QUETTA	12	1-Jan	20-Dec	
				ZHOB	1	18-Dec	18-Dec	
				ISLAMABAD	CDA	5	10-Feb	10-Jul
				KHYBER PAKHTUNKHWA	PESHAWAR	8	10-Jan	11-Dec
				PUNJAB	LAHORE	1	18-Dec	18-Dec
				MULTAN	1	9-Jan	9-Jan	
				RAWALPINDI	8	10-Jan	10-Oct	
				SINDH	JACOBABAD	4	11-Aug	13-Dec
				KAMBAR	1	15-Aug	15-Aug	
KHIBALDIA				2	8-Aug	3-Nov		
KHIGADAP				21	9-Jan	12-Dec		
KHIGIQBAL	6	3-Feb	10-Oct					
KHIKORANGI	1	16-Oct	16-Oct					
KHILANDHI	7	16-Mar	14-Dec					
KHISITE	5	7-Aug	4-Dec					
SUKKUR	2	11-Apr	19-Sep					
WILD & VDPV2	BALOCHISTAN	KABDULLAH	1	15-Jul	15-Jul			
VDPV2	BALOCHISTAN	PISHIN	1	2-May	2-May			
QUETTA	3	3-Apr	29-May					
PAK Total				110	1-Jan	20-Dec		
SOM	VDPV2	BANADIR	WABERI	2	22-Oct	2-Nov		
SOM Total				2	22-Oct	2-Nov		
2017 Total				154	1-Jan	27-Dec		
2018	AFG	WILD	HILMAND	LASHKARGAH	1	8-Jan	8-Jan	
				KANDAHAR	3	8-Jan	8-Jan	
			NANGARHAR	BEHSUD	1	28-Jan	28-Jan	
				JALALABAD	2	27-Jan	27-Jan	
	AFG Total				7	8-Jan	28-Jan	
	PAK	WILD	BALOCHISTAN	KABDULLAH	1	1-Jan	1-Jan	
				QUETTA	1	13-Feb	13-Feb	
				ISLAMABAD	CDA	1	10-Jan	10-Jan
				KHYBER PAKHTUNKHWA	KOHAT	1	5-Jan	5-Jan
				PESHAWAR	2	10-Jan	10-Feb	
				PUNJAB	RAWALPINDI	1	10-Jan	10-Jan
				SINDH	HYDERABAD	1	9-Feb	9-Feb
				JACOBABAD	1	12-Feb	12-Feb	
				KHILANDHI	1	10-Jan	10-Jan	
KHISITE				1	1-Jan	1-Jan		
PAK Total				11	1-Jan	13-Feb		
SOM	VDPV2	BANADIR	HAMAR WEYN	2	4-Jan	11-Jan		
SOM Total				2	4-Jan	11-Jan		
2018 Total				20	1-Jan	13-Feb		



Figure 1: Non Polio AFP Rate and Wild Virus in EMR 01/01/2018 - 25/02/2018

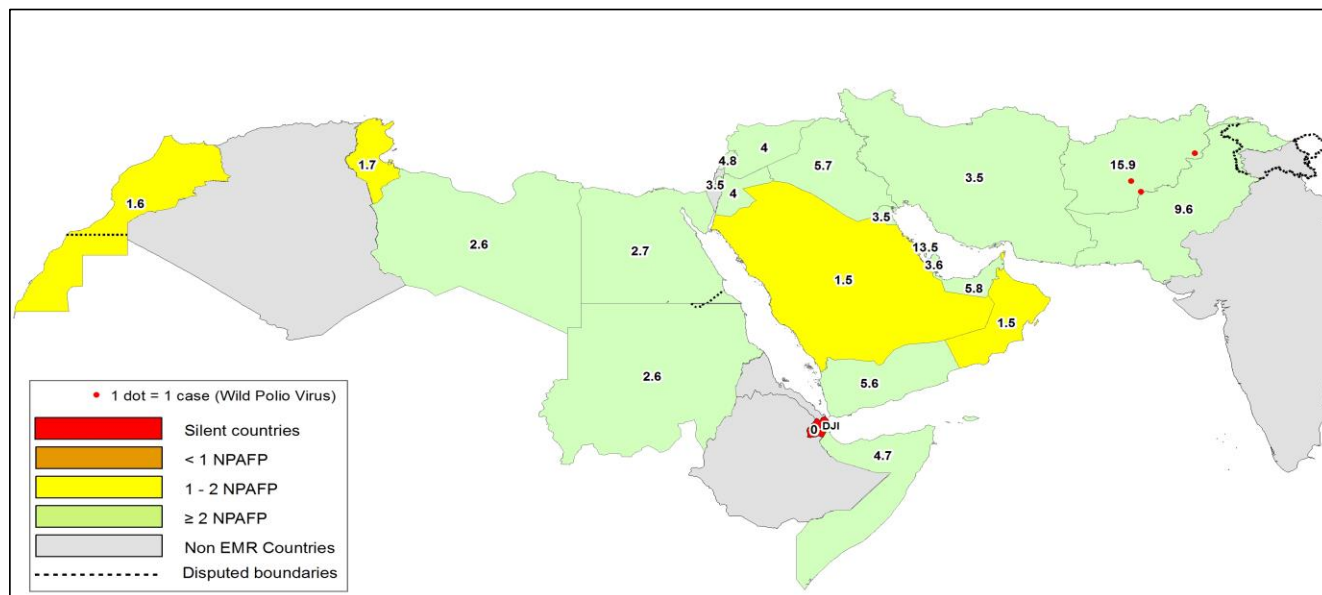


Figure 2: Percent of AFP cases with Adequate Samples & Compatible Cases in EMR 01/01/2018 - 25/02/2018

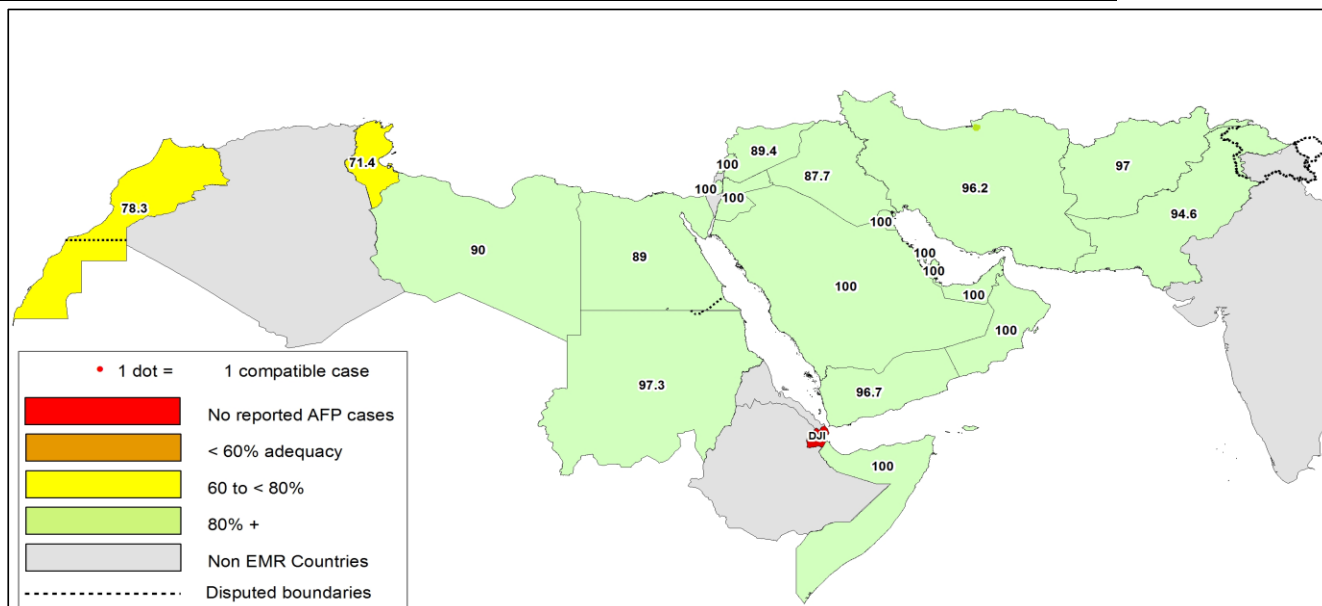


Table 8: Wild polio cases by country and date of onset of paralysis in EMR, 2017 - 2018

Year	COUNTRY	Count	First Case	Last Case
2018	AFG	3	01-01-18	06-01-18
2018 Total		3	01-01-18	06-01-18
2017	AFG	14	13-01-17	28-12-17
	PAK	8	28-01-17	15-11-17
2017 Total		22	13-01-17	28-12-17

Last reported wild Polio P3 from Pakistan with date of onset 18/04/2012



Figure 3: Non Polio AFP rate by Province in Afghanistan & by District in Pakistan 01/01/2018 - 25/02/2018

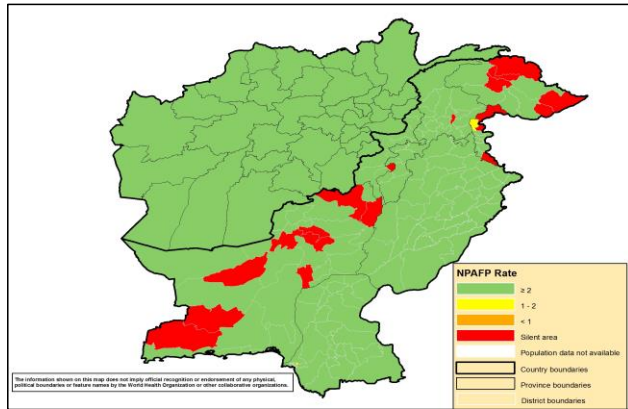


Figure 4: Percent of AFP cases with Adequate Samples in Afghanistan by Province & Pakistan by District 01/01/2018 - 25/02/2018

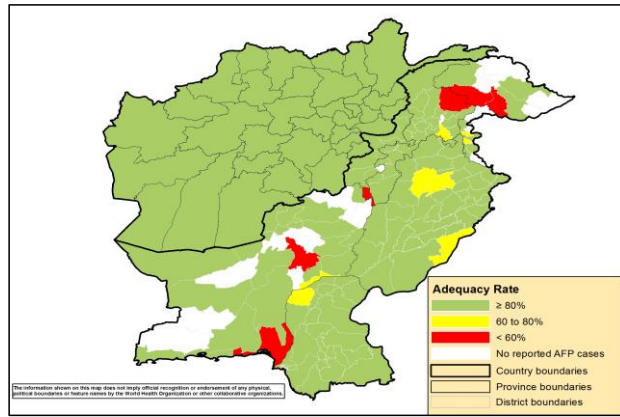
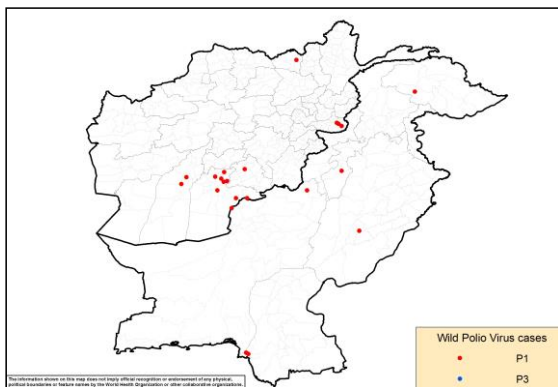
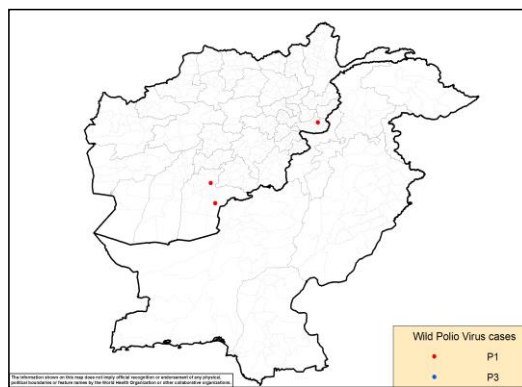


Figure 5: Wild Virus Cases by Type & District in Afghanistan & Pakistan

5a: 01/01/2017 - 31/12/2017



5b: 01/01/2018 - 25/02/2018





ONSETYR	PROVINCE	DISTRICT	Count	First case	Last case
2018	KANDAHAR	SPINBOLDAK	1	06-01-18	06-01-18
		SHAHWALIKOT	1	05-01-18	05-01-18
	NANGARHAR	KAMA	1	01-01-18	01-01-18
2018 Total			3	01-01-18	06-01-18
2017	KANDAHAR	SPINBOLDAK	1	28-12-17	28-12-17
		SHAHWALIKOT	5	19-06-17	03-12-17
		KANDAHAR	1	13-01-17	13-01-17
	NANGARHAR	MUHMAND DARA	1	05-11-17	05-11-17
		BATIKOT	2	15-09-17	11-10-17
	ZABUL	ARGHANDAB (Z)	1	10-07-17	10-07-17
	HILMAND	NAWZAD	1	16-04-17	16-04-17
		NAHR-E-SARAJ	1	21-01-17	21-01-17
KUNDUZ	DASHT-E-ARCHI	1	21-02-17	21-02-17	
2017 Total			14	13-01-17	28-12-17

ONSETYR	PROVINCE	DISTRICT	Count	First case	Last case
2017	BALOCHISTAN	ZHOB	1	15-11-17	15-11-17
		KABDULAH	2	11-06-17	13-11-17
	SINDH	KHIGADAP	1	09-11-17	09-11-17
		KHIGIQBAL	1	11-08-17	11-08-17
	KHYBER PAKHTOON	LAKKIMRWT	1	21-08-17	21-08-17
	GILGIT BALTISTAN	DIAMER	1	13-02-17	13-02-17
PUNJAB	LODHRAN	1	28-01-17	28-01-17	
2017 Total			8	28-01-17	15-11-17

Table 11: Circulating VDPV cases and date of onset of paralysis in EMR countries by districts 2017-2018

Year	COUNTRY	PROVINCE	DISTRICT	Count	First Case	Last Case
2017	SYR	HOMS	TADMOUR	1	10-07-17	10-07-17
		DEIR_AL_ZOUR	DEIR ALZOUR	1	30-06-17	30-06-17
		DEIR_AL_ZOUR	BOKAMAL	12	25-06-17	21-09-17
		DEIR_AL_ZOUR	MAYADEEN	58	05-03-17	09-09-17
		RAQUA	THAWRA	1	16-06-17	16-06-17
		RAQUA	TALABYAD	1	25-04-17	25-04-17
SYR Total				74	05-03-17	21-09-17
2017 Total				74	05-03-17	21-09-17

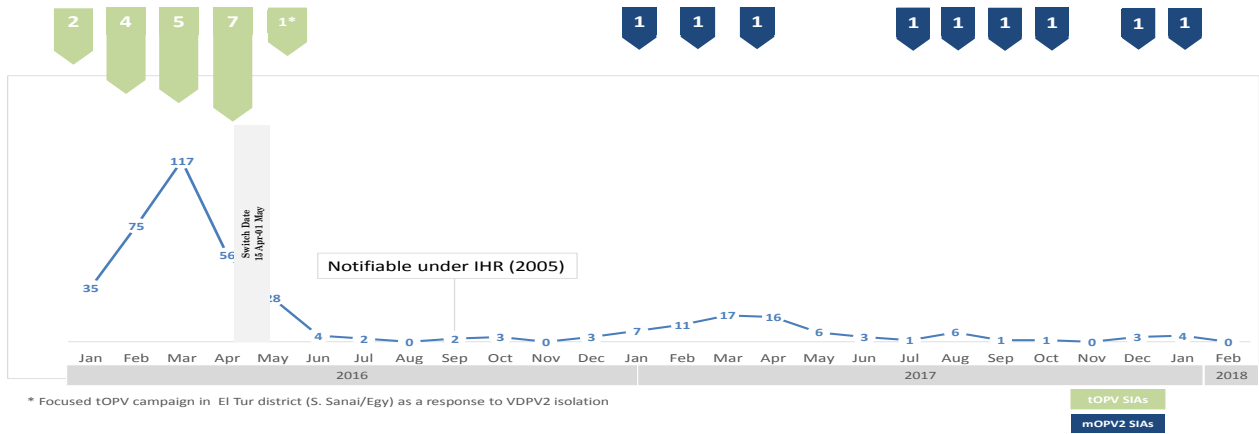


Table 12: VDPV2 and Sabin Like 2 isolates, EMRO countries 2017 - 2018

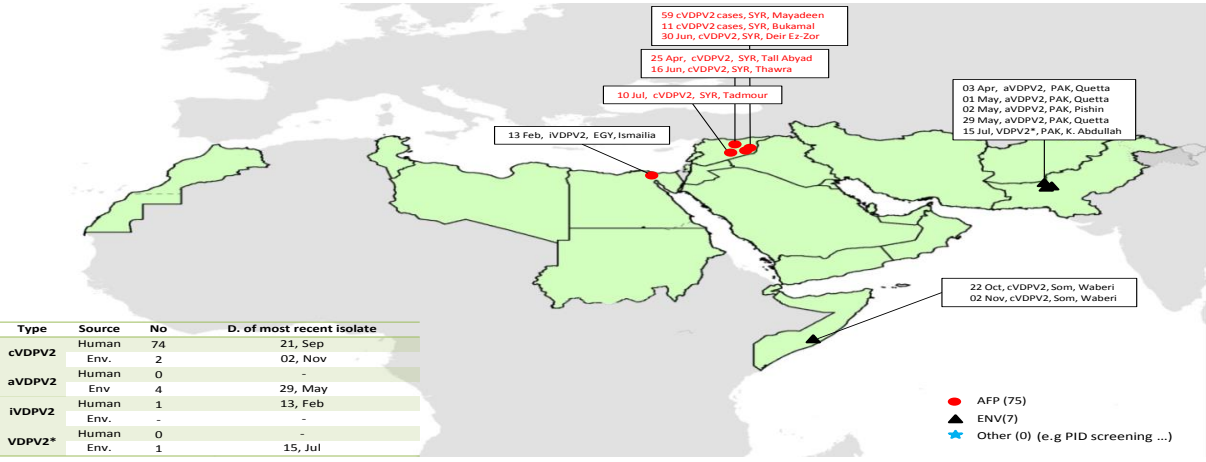
Country	Source	Poliovirus type 2 by month																											
		2017																								2018			
		Jan		Feb		Mar		Apr		May		Jun		Jul		Aug		Sep		Oct		Nov		Dec		Jan		Feb	
V2	S2	V2	S2	V2	S2	V2	S2	V2	S2	V2	S2	V2	S2	V2	S2	V2	S2	V2	S2	V2	S2	V2	S2	V2	S2	V2	S2	V2	S2
AFG	AFP																												
	Contact																												
	ENV		1																										
	Others*																												
BAH	AFP																												
	Contact																												
	Others*																												
	Others*																												
DJI	AFP																												
	Contact																												
	Others*																												
	Others*																												
EGY	AFP			1																									
	Contact																												
	ENV																												
	Others*																												
IRN	AFP																												
	Contact																												
	Others*																												
	Others*																												
IRQ	AFP				1																								
	Contact																												
	Others*																												
	Others*																												
JOR	AFP																												
	Contact																												
	ENV																												
	Others*																												
KWT	AFP																												
	Contact																												
	Others*																												
	Others*																												
LEB	AFP																												
	Contact																												
	ENV																												
	Others*																												
LIB	AFP																												
	Contact																												
	Others*																												
	Others*																												
MOR	AFP																												
	Contact																												
	Others*																												
	Others*																												
OMA	AFP																												
	Contact																												
	Others*																												
	Others*																												
PAK	AFP	1			5		1								1														
	Contact			1	1		2																						
	ENV	5		9	11	1	10	3	6		3	1	1		2														
	Others*						2																						
PNA	AFP																												
	Contact																												
	Others*																												
	Others*																												
QAT	AFP																												
	Contact																												
	Others*																												
	Others*																												
SAA	AFP																												
	Contact																												
	Others*																												
	Others*																												
SUD	AFP																												
	Contact																												
	Others*																												
	Others*																												
SOM	AFP																												
	Contact																												
	ENV																			1		1			2	2	4		
	Others*																												
SYR	AFP			2		4		15		12		8		22	2	3													
	Contact					2	1	17		11		7		22		5	1												
	Others*											2		2	1					1					1				
	Others*																												
TUN	AFP																												
	Contact																												
	Others*																												
	Others*																												
UAE	AFP																												
	Contact																												
	Others*																												
	Others*																												
YEM	AFP																												
	Contact																												
	Others*																												
	Others*																												
EMR	AFP	1	1	1	2	5	4	1	15		12		8		22	3	3												
	Contact			1		1	2	2	17		11		7		22		5	1											
	ENV	6		9		11	1	10	3	6		3	1	1		2			</										



Sabin Like Type-2 Poliovirus Isolates (H & E) EMR, 2016-17-18



VDPV2 isolates, EMR countries, 2017



VDPV2 isolates, EMR countries, 2018

