



AFP SURVEILLANCE

30-Apr-18

Week 17, ending 29 April 2018

Number 1021

Table 1: Acute Flaccid Paralysis (AFP) cases by week of onset

| Country | Reported AFP cases by week of onset - Week (17/18) / Ending on : 29/04/2018 | | | | | | | | | | | | | | |
|------------------|---|----------------|-------------------------|---------------|---------------|---------------|---------------|---------------|---------------|---------------|---------------|---------------|---------------|---------------|---------------|
| | Total AFP 2016 | Total AFP 2017 | Total AFP to date, 2018 | W06 11 Feb 18 | W07 18 Feb 18 | W08 25 Feb 18 | W09 04 Mar 18 | W10 11 Mar 18 | W11 18 Mar 18 | W12 25 Mar 18 | W13 01 Apr 18 | W14 08 Apr 18 | W15 15 Apr 18 | W16 21 Apr 18 | W17 29 Apr 18 |
| Afghanistan | 2905 | 3094 | 1112 | 70 | 77 | 67 | 81 | 75 | 61 | 57 | 65 | 63 | 69 | 52 | 7 |
| Bahrain | 14 | 18 | 12 | 1 | 2 | 2 | 0 | 0 | 1 | 0 | 0 | 0 | 0 | 0 | 0 |
| Djibouti | 3 | 4 | 0 | | | | | | | | | | | | |
| Egypt | 1092 | 1242 | 441 | 14 | 41 | 35 | 34 | 29 | 37 | 31 | 25 | 26 | 26 | 9 | |
| Iran | 776 | 820 | 257 | 12 | 18 | 10 | 21 | 11 | 8 | 7 | 13 | 17 | 10 | 7 | 1 |
| Iraq | 605 | 699 | 318 | 26 | 24 | 17 | 17 | 19 | 14 | 17 | 19 | 17 | 16 | 15 | |
| Jordan **** | 107 | 116 | 43 | 2 | 4 | 0 | 2 | 2 | 0 | 4 | 1 | 2 | 4 | 6 | 3 |
| Kuwait | 50 | 69 | 27 | 4 | 2 | 4 | 1 | 0 | 2 | 3 | 2 | 1 | 3 | 4 | 0 |
| Lebanon **** | 111 | 75 | 28 | 2 | 1 | 2 | 1 | 5 | 0 | 3 | 0 | 1 | 2 | 0 | |
| Libya | 70 | 88 | 35 | 0 | 2 | 2 | 5 | 1 | 0 | 1 | 2 | 8 | 0 | 5 | 1 |
| Morocco | 84 | 142 | 56 | 3 | 4 | 1 | 7 | 6 | 2 | 4 | 7 | 0 | 0 | | |
| Oman | 39 | 40 | 8 | 1 | 1 | 2 | 0 | 0 | 1 | 0 | 1 | 0 | 0 | 1 | 0 |
| Pakistan | 7848 | 10314 | 3425 | 250 | 240 | 207 | 218 | 208 | 240 | 211 | 210 | 254 | 171 | 46 | 0 |
| Palestine **** | 46 | 43 | 14 | 2 | 1 | 3 | 1 | 0 | 0 | 0 | 0 | 0 | 0 | 0 | 0 |
| Qatar | 9 | 18 | 5 | 0 | 0 | 0 | 0 | 1 | 0 | 0 | 2 | 0 | 0 | 0 | 0 |
| Saudi Arabia | 273 | 276 | 51 | 3 | 5 | 6 | 4 | 7 | 9 | 2 | 2 | 0 | 0 | 0 | |
| Somalia | 316 | 345 | 106 | 12 | 11 | 7 | 12 | 4 | 5 | 7 | 5 | 4 | 6 | 2 | 2 |
| Sudan | 509 | 570 | 186 | 11 | 17 | 13 | 15 | 5 | 8 | 18 | 12 | 9 | 10 | 8 | 0 |
| Syria **** | 303 | 362 | 132 | 18 | 6 | 16 | 5 | 15 | 9 | 9 | 7 | 6 | 5 | 1 | |
| Tunisia | 90 | 67 | 20 | 2 | 2 | 4 | 1 | 0 | 0 | 0 | 0 | 0 | 0 | 0 | |
| U.A.E | 42 | 58 | 16 | 1 | 2 | 1 | 1 | 0 | 2 | 0 | 0 | 1 | 1 | 0 | 0 |
| Yemen | 715 | 713 | 284 | 22 | 17 | 17 | 24 | 21 | 21 | 21 | 22 | 12 | 8 | 2 | |
| Total EMR | 16007 | 19173 | 6576 | 456 | 477 | 416 | 450 | 409 | 420 | 395 | 395 | 421 | 331 | 158 | 14 |

□ No data = No report received

Table 2: Confirmed polio cases by month of onset

| Country | Total year 2016 | Total year 2017 | 29/04 | | Confirmed polio cases by month of onset | | | | | | | | | | | |
|------------------|-----------------|-----------------|----------|----------|---|-----------|-----------|-------------|----------------|--------------|---------------|---------------|--------------|---------------|------------|------------|
| | | | 2017 | 2018 | May 2017 | June 2017 | July 2017 | August 2017 | September 2017 | October 2017 | November 2017 | December 2017 | January 2018 | February 2018 | March 2018 | April 2018 |
| Afghanistan | 13 | 14 | 4 | 7 | 0 | 1 | 1 | | 1 | 3 | 2 | 2 | 3 | 3 | 1 | |
| Bahrain | 0 | 0 | 0 | 0 | 0 | 0 | 0 | 0 | 0 | 0 | 0 | 0 | 0 | 0 | 0 | |
| Djibouti | 0 | 0 | 0 | 0 | | | | | | | | | | | | |
| Egypt | 0 | 0 | 0 | 0 | 0 | 0 | 0 | 0 | 0 | 0 | 0 | 0 | 0 | | | |
| Iran | 0 | 0 | 0 | 0 | 0 | 0 | 0 | 0 | 0 | 0 | 0 | 0 | 0 | 0 | | |
| Iraq | 0 | 0 | 0 | 0 | 0 | 0 | 0 | 0 | 0 | 0 | 0 | 0 | 0 | 0 | | |
| Jordan **** | 0 | 0 | 0 | 0 | 0 | 0 | 0 | 0 | 0 | 0 | 0 | 0 | 0 | 0 | 0 | |
| Kuwait | 0 | 0 | 0 | 0 | 0 | 0 | 0 | 0 | 0 | 0 | 0 | 0 | 0 | 0 | 0 | |
| Lebanon **** | 0 | 0 | 0 | 0 | 0 | 0 | 0 | 0 | 0 | 0 | 0 | 0 | 0 | 0 | 0 | |
| Libya | 0 | 0 | 0 | 0 | 0 | 0 | 0 | 0 | 0 | 0 | 0 | 0 | 0 | 0 | 0 | |
| Morocco | 0 | 0 | 0 | 0 | 0 | 0 | 0 | 0 | 0 | 0 | 0 | 0 | | 0 | | |
| Oman | 0 | 0 | 0 | 0 | 0 | 0 | 0 | 0 | 0 | 0 | 0 | 0 | 0 | 0 | 0 | |
| Pakistan | 20 | 8 | 2 | 1 | 0 | 1 | 0 | 2 | 0 | 0 | 3 | 0 | 0 | 0 | 1 | |
| Palestine **** | 0 | 0 | 0 | 0 | 0 | 0 | 0 | 0 | 0 | 0 | 0 | 0 | 0 | 0 | 0 | |
| Qatar | 0 | 0 | 0 | 0 | 0 | 0 | 0 | 0 | 0 | 0 | 0 | 0 | 0 | 0 | 0 | |
| Saudi Arabia | 0 | 0 | 0 | 0 | 0 | 0 | 0 | 0 | 0 | 0 | 0 | 0 | 0 | 0 | 0 | |
| Somalia | 0 | 0 | 0 | 0 | 0 | 0 | 0 | 0 | 0 | 0 | 0 | 0 | 0 | 0 | 0 | |
| Sudan | 0 | 0 | 0 | 0 | 0 | 0 | 0 | 0 | 0 | 0 | 0 | 0 | 0 | 0 | 0 | |
| Syria **** | 0 | 0 | 0 | 0 | 0 | 0 | 0 | | 0 | 0 | 0 | 0 | 0 | 0 | 0 | |
| Tunisia | 0 | 0 | 0 | 0 | 0 | 0 | 0 | 0 | 0 | 0 | 0 | 0 | 0 | 0 | 0 | |
| U.A.E | 0 | 0 | 0 | 0 | 0 | 0 | 0 | 0 | 0 | 0 | 0 | 0 | 0 | 0 | 0 | |
| Yemen | 0 | 0 | 0 | 0 | 0 | 0 | 0 | 0 | | | | | | | | |
| Total EMR | 33 | 22 | 6 | 8 | 0 | 2 | 1 | 2 | 1 | 3 | 5 | 2 | 3 | 3 | 2 | 0 |

**** UNRWA cases are included with those of country of residence



Table 3: Investigation of AFP cases with paralysis onset in 2017 & 2018 up to Week (17/18) / Ending on : 29/04/2018

| COUNTRY | 2017 | | | | | | | | | | | | 2018 | | | | | | | | | | | | Latest line List Date |
|--------------|----------------------------|-------------------------------|------------------|------------------------|---------------------------|------|-----------------------|--|--|-------------------------------|-------------------------------|--------------------|--------------------|----------------------------|---------------------|------------------------|---------------------------|------|------|----------------------------------|--|----------|--|-------------------------------|-----------------------|
| | AFP | | | | | | | | | Specimen | Wild cases **** | | AFP | | | | | | | | | Specimen | Wild cases **** | | |
| | Total AFP cases onset 2017 | Case classification | | | | | Non polio AFP rate ** | AFP cases pending classification > 90 days from onset of paralysis | AFP cases pending classification and lab > 90 days from onset of paralysis | | % with *** adequate specimens | Wild P1 Poliovirus | Wild P3 Poliovirus | Total AFP cases onset 2018 | Case classification | | | | | Annualized Non polio AFP rate ** | AFP cases pending classification > 90 days from onset of paralysis | | AFP cases pending classification and lab > 90 days from onset of paralysis | % with *** adequate specimens | |
| | | Total Confirmed Polio Cases * | Polio Compatible | Pending Classification | Discarded (non polio AFP) | VDPV | | | | Total Confirmed Polio Cases * | | | | | Polio Compatible | Pending Classification | Discarded (non polio AFP) | VDPV | | | | | | | |
| Afghanistan | 3094 | 14 | 0 | 7 | 3073 | 1 | 15.2 | 7 | 1 | 93.6 | 14 | 0 | 1112 | 7 | 0 | 196 | 909 | 0 | 16.7 | 11 | 0 | 96.2 | 7 | 0 | 29-04-2018 |
| Bahrain | 18 | 0 | 0 | 0 | 18 | 0 | 6.2 | 0 | 0 | 100.0 | 0 | 0 | 12 | 0 | 0 | 9 | 3 | 0 | 12.7 | 1 | 0 | 83.3 | 0 | 0 | 29-04-2018 |
| Djibouti | 4 | 0 | 0 | 4 | 0 | 0 | 1.3 | 4 | 4 | 100.0 | 0 | 0 | 0 | 0 | 0 | 0 | 0 | 0 | 0.0 | 0 | 0 | | 0 | 0 | 10-04-2017 |
| Egypt | 1242 | 0 | 0 | 0 | 1240 | 2 | 3.3 | 0 | 0 | 94.4 | 0 | 0 | 441 | 0 | 0 | 74 | 367 | 0 | 3.6 | 3 | 0 | 94.1 | 0 | 0 | 26-04-2018 |
| Iran | 820 | 0 | 0 | 0 | 820 | 0 | 4.3 | 0 | 0 | 96.7 | 0 | 0 | 257 | 0 | 0 | 16 | 241 | 0 | 4.1 | 0 | 0 | 95.3 | 0 | 0 | 29-04-2018 |
| Iraq | 699 | 0 | 0 | 0 | 699 | 0 | 4.7 | 0 | 0 | 86.7 | 0 | 0 | 318 | 0 | 0 | 103 | 215 | 0 | 6.5 | 7 | 0 | 90.3 | 0 | 0 | 27-04-2018 |
| Jordan | 116 | 0 | 0 | 0 | 116 | 0 | 4.2 | 0 | 0 | 100.0 | 0 | 0 | 43 | 0 | 0 | 28 | 15 | 0 | 4.6 | 0 | 0 | 100.0 | 0 | 0 | 29-04-2018 |
| Kuwait | 69 | 0 | 0 | 1 | 68 | 0 | 7.5 | 1 | 0 | 92.8 | 0 | 0 | 27 | 0 | 0 | 7 | 20 | 0 | 9.0 | 0 | 0 | 92.6 | 0 | 0 | 30-04-2018 |
| Lebanon | 75 | 0 | 0 | 0 | 75 | 0 | 4.0 | 0 | 0 | 80.0 | 0 | 0 | 28 | 0 | 0 | 2 | 26 | 0 | 4.6 | 0 | 0 | 100.0 | 0 | 0 | 27-04-2018 |
| Libya | 88 | 0 | 0 | 0 | 88 | 0 | 4.3 | 0 | 0 | 96.6 | 0 | 0 | 35 | 0 | 0 | 15 | 20 | 0 | 4.3 | 0 | 0 | 94.3 | 0 | 0 | 28-04-2018 |
| Morocco | 142 | 0 | 0 | 1 | 141 | 0 | 1.3 | 1 | 0 | 66.9 | 0 | 0 | 56 | 0 | 0 | 24 | 32 | 0 | 1.9 | 2 | 0 | 73.2 | 0 | 0 | 16-04-2018 |
| Oman | 40 | 0 | 0 | 0 | 40 | 0 | 4.5 | 0 | 0 | 90.0 | 0 | 0 | 8 | 0 | 0 | 1 | 7 | 0 | 2.8 | 0 | 0 | 75.0 | 0 | 0 | 29-04-2018 |
| Pakistan | 10314 | 8 | 2 | 19 | 10285 | 0 | 13.2 | 19 | 0 | 85.5 | 8 | 0 | 3425 | 1 | 0 | 596 | 2828 | 0 | 13.4 | 44 | 0 | 89.8 | 1 | 0 | 29-04-2018 |
| Palestine | 43 | 0 | 0 | 0 | 43 | 0 | 2.3 | 0 | 0 | 97.7 | 0 | 0 | 14 | 0 | 0 | 6 | 8 | 0 | 2.3 | 1 | 0 | 100.0 | 0 | 0 | 29-04-2018 |
| Qatar | 18 | 0 | 0 | 0 | 18 | 0 | 6.1 | 0 | 0 | 100.0 | 0 | 0 | 5 | 0 | 0 | 3 | 2 | 0 | 4.3 | 0 | 0 | 80.0 | 0 | 0 | 29-04-2017 |
| Saudi Arabia | 276 | 0 | 0 | 0 | 276 | 0 | 3.5 | 0 | 0 | 98.9 | 0 | 0 | 51 | 0 | 0 | 48 | 3 | 0 | 1.9 | 8 | 8 | 94.1 | 0 | 0 | 22-04-2018 |
| Somalia | 345 | 0 | 0 | 1 | 344 | 0 | 6.0 | 1 | 1 | 99.1 | 0 | 0 | 106 | 0 | 0 | 10 | 96 | 0 | 5.1 | 0 | 0 | 98.1 | 0 | 0 | 29-04-2018 |
| Sudan | 570 | 0 | 0 | 0 | 570 | 0 | 3.2 | 0 | 0 | 96.3 | 0 | 0 | 186 | 0 | 0 | 25 | 161 | 0 | 3.1 | 1 | 0 | 97.8 | 0 | 0 | 29-04-2018 |
| Syria | 362 | 0 | 1 | 0 | 287 | 74 | 4.7 | 0 | 0 | 80.9 | 0 | 0 | 132 | 0 | 0 | 24 | 108 | 0 | 5.2 | 1 | 0 | 84.8 | 0 | 0 | 28-04-2018 |
| Tunisia | 67 | 0 | 0 | 0 | 67 | 0 | 2.5 | 0 | 0 | 74.6 | 0 | 0 | 20 | 0 | 0 | 1 | 19 | 0 | 2.3 | 0 | 0 | 75.0 | 0 | 0 | 27-04-2018 |
| U.A.E | 58 | 0 | 0 | 0 | 58 | 0 | 5.7 | 0 | 0 | 96.6 | 0 | 0 | 16 | 0 | 0 | 2 | 14 | 0 | 4.9 | 0 | 0 | 100.0 | 0 | 0 | 29-04-2018 |
| Yemen | 713 | 0 | 0 | 155 | 558 | 0 | 5.2 | 155 | 129 | 90.2 | 0 | 0 | 284 | 0 | 0 | 284 | 0 | 0 | 6.2 | 78 | 74 | 95.8 | 0 | 0 | 28-04-2018 |
| EMR | 19173 | 22 | 3 | 188 | 18884 | 77 | 7.7 | 188 | 135 | 88.8 | 22 | 0 | 6576 | 8 | 0 | 1474 | 5094 | 0 | 8.1 | 157 | 82 | 91.9 | 8 | 0 | |
| 2016 | 16008 | 33 | 5 | 1 | 15961 | 8 | 6.4 | 0 | 0 | 89.6 | 33 | 0 | | | | | | | | | | | | | |

* Confirmed polio cases refer to wild isolation from AFP cases or from contacts of negative index AFP cases

** Non-polio AFP per 100,000 children <15 years

*** Adequate here refers to two stool specimens collected at least 24 hours apart, within 14 days of paralysis onset

**** AFP cases co infected with P1 and P3 are counted separately as wild isolates



World Health Organization – Regional Office for Eastern Mediterranean
AFP SURVEILLANCE
Week 17, ending 29 April 2018

30-Apr-18
Number 1021

Table 4 (a): Lab results of contacts' samples in EMR, 2017 - 2018

| COUNTRY | 2017 | | | | | | 2018 | | | | | |
|------------|---------------|-------------|-----------|------------|-------------|------------|---------------|-------------|----------|------------|------------|------------|
| | # OF CONTACTS | LAB RESULTS | | | | | # OF CONTACTS | LAB RESULTS | | | | |
| | | WILD | VDPV | SL | NPEV | PENDING | | WILD | VDPV | SL | NPEV | PENDING |
| AFG | 1424 | 1 | 0 | 88 | 347 | 0 | 252 | 0 | 0 | 15 | 24 | 30 |
| BAH | 2 | 0 | 0 | 0 | 0 | 0 | 1 | 0 | 0 | 0 | 0 | 0 |
| DJI | 0 | 0 | 0 | 0 | 0 | 0 | 0 | 0 | 0 | 0 | 0 | 0 |
| EGY | 450 | 0 | 0 | 9 | 63 | 18 | 150 | 0 | 0 | 8 | 14 | 34 |
| IRN | 143 | 0 | 0 | 5 | 1 | 0 | 36 | 0 | 0 | 2 | 1 | 0 |
| IRQ | 698 | 0 | 0 | 18 | 101 | 16 | 331 | 0 | 0 | 7 | 31 | 39 |
| JOR | 2 | 0 | 0 | 0 | 0 | 0 | 0 | 0 | 0 | 0 | 0 | 0 |
| KUW | 8 | 0 | 0 | 0 | 0 | 2 | 0 | 0 | 0 | 0 | 0 | 0 |
| LEB | 92 | 0 | 0 | 2 | 3 | 21 | 65 | 0 | 0 | 0 | 2 | 26 |
| LIB | 4 | 0 | 0 | 0 | 0 | 1 | 0 | 0 | 0 | 0 | 0 | 0 |
| MOR | 87 | 0 | 0 | 0 | 7 | 0 | 14 | 0 | 0 | 0 | 4 | 2 |
| OMA | 115 | 0 | 0 | 1 | 24 | 1 | 29 | 0 | 0 | 0 | 6 | 0 |
| PAK | 3751 | 2 | 0 | 234 | 895 | 0 | 1266 | 0 | 0 | 71 | 133 | 131 |
| PAL | 0 | 0 | 0 | 0 | 0 | 0 | 0 | 0 | 0 | 0 | 0 | 0 |
| QAT | 0 | 0 | 0 | 0 | 0 | 0 | 0 | 0 | 0 | 0 | 0 | 0 |
| SAA | 0 | 0 | 0 | 0 | 0 | 0 | 0 | 0 | 0 | 0 | 0 | 0 |
| SOM | 1035 | 0 | 0 | 37 | 113 | 4 | 318 | 0 | 0 | 22 | 14 | 29 |
| SUD | 385 | 0 | 0 | 6 | 32 | 46 | 124 | 0 | 0 | 0 | 11 | 26 |
| SYR | 570 | 0 | 63 | 3 | 11 | 0 | 253 | 0 | 0 | 0 | 1 | 20 |
| TUN | 26 | 0 | 0 | 0 | 0 | 0 | 6 | 0 | 0 | 0 | 0 | 0 |
| UAE | 2 | 0 | 0 | 0 | 0 | 0 | 0 | 0 | 0 | 0 | 0 | 0 |
| YEM | 1737 | 0 | 0 | 43 | 114 | 667 | 605 | 0 | 0 | 0 | 0 | 605 |
| EMR | 10531 | 3 | 63 | 446 | 1711 | 776 | 3450 | 0 | 0 | 125 | 241 | 942 |

Table 4 (B): Most recent wild contacts in EMRO, 2017 - 2018

| Year | Country | Data | |
|-------------------|-------------|------------------------|--------------------------------------|
| | | Count of wild contacts | Date of Most Recent stool collection |
| 2017 | Pakistan | 2 | 04-12-17 |
| | Afghanistan | 1 | 21-05-17 |
| 2017 Total | | 3 | 04-12-17 |

Table 4 (C): Number and distribution by district of -ve index AFP cases identified as wild positive by contact in EMR, 2017-2018

| YEAR | COUNTRY | PROVINCE | DISTRICT | COUNT | First case | Last case |
|------|------------------|----------|----------|-------|------------|-----------------|
| 2017 | AFG | HILMAND | NAWZAD | 1 | 16-04-17 | 16-04-17 |
| | AFG Total | | | | 1 | 16-04-17 |



Table 5: Laboratory investigation of AFP cases with paralysis onset in 2018 up to Week (17/18) / Ending on : (29/04/2018)

| Country | Polio laboratories Sequencing performed by EGY, PAK, TUN, CDC and RIVM laboratories | AFP cases with specimens | Preliminary virus isolation results of AFP cases | | | | | | Poliovirus intratypic differentiation results # | | | | | | | | | | Indicators | | | | Latest report Date | | | |
|-----------------------|--|--------------------------|--|------------|-------------|--------------|------------------------|------------------------|---|------------|------|-----------|-------------|------------|------------|-----------|-----------|-----------------------------|-------------|--------|-------------|--------------------------------|--------------------|---|--|--|
| | | | Referred for ITD | | NPEV only | Negative | Pending | | Type 1 | | | Type 2 | | | Type 3 | | | Discordant pending sequence | NPEV by PCR | Non-EV | Pending ITD | % specimens positive for NPEV* | | % AFP cases with culture results within 14 days | % AFP cases with ITD results within 7 days | % AFP cases with ITD results within 45 days of onset** |
| | | | L20B+ | L20B+NPEV | | | received < / = 14 days | received > 14 days ago | Wild | Sabin | VDPV | Wild | Sabin | VDPV | Wild | Sabin | VDPV | | | | | | | | | |
| | | | | | | | | | | | | | | | | | | | | | | | | | | |
| Afghanistan | RRL Pakistan | 1057 | 64 | 5 | 122 | 749 | 104 | 13 | 7 | 43 | | | | | | 44 | | | | | | 11% | 96% | 100% | 99% | 28/04/2018 |
| Bahrain | PNL Oman | 12 | | | | 12 | | | | | | | | | | | | | | | | 0% | 100% | | 42% | 23/04/2018 |
| Djibouti | NPL Kenya | | | | | | | | | | | | | | | | | | | | | | | | | 10/04/2017 |
| Egypt*** | RRL Egypt | 434 | 18 | 5 | 38 | 324 | 40 | 10 | | 8 | | | | | | 15 | | | 3 | | | 9% | 100% | 100% | 100% | 29/04/2018 |
| Iran | NPL Iran | 280 | 8 | | 3 | 231 | 36 | 1 | | 5 | | 1 | | | | 1 | | | | | | 1% | 99% | 100% | 100% | 29/04/2018 |
| Iraq | RRL Egypt | 320 | 9 | | 30 | 237 | 40 | 4 | | 6 | | | | | | 3 | | | | | | 11% | 100% | 100% | 88% | 26/04/2018 |
| Jordan | RRL EGYPT | 49 | 2 | | 3 | 36 | 8 | | | | | | | | | 1 | | | | | | 8% | 100% | 100% | 50% | 29/04/2018 |
| Kuwait | RRL Kuwait | 28 | | | 2 | 17 | 7 | 2 | | | | | | | | | | | | | | 4% | 100% | | 100% | 29/04/2018 |
| Lebanon | NPL Jordan | 30 | 1 | | 2 | 24 | 3 | | | | | | | | | | | | | | | 6% | 100% | | | 29/04/2018 |
| Libya | RRL Tunisia | 29 | 1 | | 1 | 19 | 8 | | | | | | | | | 1 | | | | | | 5% | 100% | 100% | 95% | 27/04/2018 |
| Morocco | NPL Morocco | 56 | | | 1 | 50 | 3 | 2 | | | | | | | | | | | | | | 5% | 100% | | 98% | 20/04/2018 |
| Oman | NPL Oman | 8 | | | 1 | 7 | | | | | | | | | | | | | | | | 20% | 88% | | 100% | 23/04/2018 |
| Pakistan | RRL Pakistan | 3370 | 174 | 10 | 377 | 2385 | 370 | 54 | 1 | 113 | | | | | | 132 | | | 1 | 1 | | 11% | 99% | 99% | 98% | 28/04/2018 |
| Palestine & UNRWA | | 14 | | | 1 | 13 | | | | | | | | | | | | | | | | 7% | 71% | | 100% | 29/04/2018 |
| Qatar | NPL Oman | 4 | | | | 4 | | | | | | | | | | | | | | | | 0% | 67% | | 100% | 23/04/2018 |
| Saudi Arabia | NPL Oman | 68 | 1 | | | 48 | 12 | 7 | | | | | | | | | | | | | | 0% | 100% | | | 25/04/2018 |
| Somalia | NPL Kenya | 106 | 8 | | 6 | 82 | 7 | 3 | | 5 | | 2 | | | | 5 | | | | | | 6% | 16% | | 100% | 29/04/2018 |
| Sudan | RRL Egypt | 172 | 1 | | 16 | 136 | 6 | 13 | | 3 | | | | | | 1 | | | | | | 11% | 100% | 100% | 100% | 22/04/2018 |
| Syria | RRL Egypt | 132 | 2 | | 1 | 117 | 12 | | | | | | | | | | | | | | | 1% | 100% | 100% | 0% | 26/04/2018 |
| Tunisia | RRL Tunisia | 27 | | | | 24 | 3 | | | | | | | | | | | | | | | 0% | 100% | | 100% | 27/04/2018 |
| U.A.E | NPL Oman | 14 | | | | 14 | | | | | | | | | | | | | | | | 0% | 71% | | 79% | 23/04/2018 |
| Yemen | RRL Egypt | | | | | | | | | | | | | | | | | | | | | | | | | 29/04/2018 |
| Total EMR 2018 | | 6210 | 289 | 20 | 604 | 4529 | 659 | 109 | 8 | 183 | | 3 | | | 203 | 2 | 4 | | | | | 9% | 97% | 99% | 98% | |
| Total EMR 2017 | | 18247 | 941 | 103 | 3562 | 13619 | | 21 | 21 | 597 | | 10 | 34 * | 705 | 1 | 21 | 25 | 4 | | | | 16% | 98% | 99% | 96% | |

* Specimens from all sources including non-AFP cases, excluding environmental samples

* In 2017, 41 cVDPV2 were isolated from Syria by other Global Polio Laboratories Network (GPLN)

** This indicator reflects surveillance and laboratory activities

Syria reported a total of 74 cVDPV2 cases in 2017 out of which 8 were identified by positive contacts



Table 6: Environmental isolate by year and type

| Country | Status | 2015 | 2016 | 2017 | 2018 |
|--------------------|--------------|-------------|-------------|-------------|------------|
| AFG | NEGATIVE | 129 | 183 | 274 | 75 |
| | PENDING | | | | 7 |
| | WILD | 20 | 2 | 42 | 15 |
| AFG Total | | 149 | 185 | 316 | 97 |
| EGY | NEGATIVE | 495 | 528 | 522 | 156 |
| | PENDING | | | | 18 |
| | VDPV2 | 3 | 1 | | |
| EGY Total | | 498 | 529 | 522 | 174 |
| IRN | NEGATIVE | | | 6 | 10 |
| | PENDING | | | | 2 |
| IRN Total | | | | 6 | 12 |
| JOR | NEGATIVE | | 2 | 32 | 8 |
| | PENDING | | | | 3 |
| JOR Total | | | 2 | 32 | 11 |
| LEB | NEGATIVE | | 4 | 27 | 4 |
| | PENDING | | | | 9 |
| LEB Total | | | 4 | 27 | 13 |
| PAK | NEGATIVE | 347 | 462 | 523 | 161 |
| | PENDING | | | | 27 |
| | WILD | 79 | 59 | 105 | 25 |
| | WILD & VDPV2 | 5 | 3 | 1 | |
| | VDPV2 | 8 | 5 | 4 | |
| PAK Total | | 439 | 529 | 633 | 213 |
| SOM | NEGATIVE | | | 34 | 47 |
| | PENDING | | | | 9 |
| | VDPV2 | | | 2 | 4 |
| | VDPV3 | | | | 4 |
| SOM Total | | | | 36 | 64 |
| SYR | NEGATIVE | | | 4 | 15 |
| | PENDING | | | | 3 |
| SYR Total | | | | 4 | 18 |
| Grand Total | | 1086 | 1249 | 1576 | 602 |

Table 7: Environmental Wild/VDPV isolate by site

| Country | COUNTRY | Status | PROVINCE | DISTRICT | Count | First date | Last date | |
|-------------------|------------------|-----------|-------------|--------------------|---------------|---------------|---------------|--------|
| 2017 | AFG | WILD | HILMAND | LASHKARGAH | 8 | 26-Apr | 26-Dec | |
| | | | | NAHR-E-SARAJ | 1 | 25-Sep | 25-Sep | |
| | | | KABUL | KABUL | 1 | 25-Oct | 25-Oct | |
| | | | | KANDAHAR | 18 | 26-Jan | 27-Dec | |
| | | | KUNAR | ASADABAD | 1 | 25-Dec | 25-Dec | |
| | | | NANGARHAR | BEHSUD | 3 | 24-Sep | 26-Dec | |
| | JALALABAD | 10 | 24-Jan | 26-Dec | | | | |
| | AFG Total | | | | 42 | 24-Jan | 27-Dec | |
| | PAK | WILD | BALOCHISTAN | KABDULLAH | 12 | 1-Jan | 15-Oct | |
| | | | | LORALAI | 3 | 17-Sep | 17-Nov | |
| | | | | PISHIN | 5 | 2-Jan | 2-Oct | |
| | | | | QUETTA | 12 | 1-Jan | 20-Dec | |
| | | | | ZHOB | 1 | 18-Dec | 18-Dec | |
| | | | | ISLAMABAD | CDA | 5 | 10-Feb | 10-Jul |
| | | | | KHYBER PAKHTUNKHWA | PESHAWAR | 8 | 10-Jan | 11-Dec |
| | | | | PUNJAB | LAHORE | 1 | 18-Dec | 18-Dec |
| | | | | MULTAN | 1 | 9-Jan | 9-Jan | |
| | | | | RAWALPINDI | 8 | 10-Jan | 10-Oct | |
| | | | | SINDH | JACOBABAD | 4 | 11-Aug | 13-Dec |
| | | | | KAMBAR | 1 | 15-Aug | 15-Aug | |
| KHIBALDIA | | | | 2 | 8-Aug | 3-Nov | | |
| KHIGADAP | | | | 21 | 9-Jan | 12-Dec | | |
| KHIGIQBAL | 6 | 3-Feb | 10-Oct | | | | | |
| KHIKORANGI | 1 | 16-Oct | 16-Oct | | | | | |
| KHILANDHI | 7 | 16-Mar | 14-Dec | | | | | |
| KHISITE | 5 | 7-Aug | 4-Dec | | | | | |
| SUKKUR | 2 | 11-Apr | 19-Sep | | | | | |
| WILD & VDPV2 | BALOCHISTAN | KABDULLAH | 1 | 15-Jul | 15-Jul | | | |
| VDPV2 | BALOCHISTAN | PISHIN | 1 | 2-May | 2-May | | | |
| QUETTA | 3 | 3-Apr | 29-May | | | | | |
| PAK Total | | | | 110 | 1-Jan | 20-Dec | | |
| SOM | VDPV2 | BANADIR | WABERI | 2 | 22-Oct | 2-Nov | | |
| SOM Total | | | | 2 | 22-Oct | 2-Nov | | |
| 2017 Total | | | | 154 | 1-Jan | 27-Dec | | |
| 2018 | AFG | WILD | HILMAND | LASHKARGAH | 1 | 8-Jan | 8-Jan | |
| | | | | KABUL | 1 | 26-Feb | 26-Feb | |
| | | | KANDAHAR | 6 | 8-Jan | 27-Mar | | |
| | | | NANGARHAR | 2 | 28-Jan | 25-Feb | | |
| | | | JALALABAD | 5 | 27-Jan | 24-Feb | | |
| | AFG Total | | | | 15 | 8-Jan | 27-Mar | |
| | PAK | WILD | BALOCHISTAN | KABDULLAH | 1 | 1-Jan | 1-Jan | |
| | | | | LORALAI | 1 | 17-Mar | 17-Mar | |
| | | | | QUETTA | 2 | 13-Feb | 12-Apr | |
| | | | | ISLAMABAD | CDA | 1 | 10-Jan | 10-Jan |
| | | | | KHYBER PAKHTUNKHWA | BANNU | 1 | 31-Mar | 31-Mar |
| | | | | KOHAT | 2 | 5-Jan | 27-Mar | |
| | | | | PESHAWAR | 4 | 10-Jan | 11-Apr | |
| | | | | DERA GHAZI KHAN | 1 | 12-Feb | 12-Feb | |
| | | | | RAWALPINDI | 1 | 10-Jan | 10-Jan | |
| | | | | SINDH | HYDERABAD | 1 | 9-Feb | 9-Feb |
| | | | | JACOBABAD | 2 | 12-Feb | 7-Mar | |
| | | | | KAMBAR | 1 | 7-Apr | 7-Apr | |
| | | | | KHIGADAP | 3 | 15-Feb | 5-Apr | |
| | | | | KHILANDHI | 1 | 10-Jan | 10-Jan | |
| KHISITE | | | | 1 | 1-Jan | 1-Jan | | |
| SUKKUR | 1 | 8-Feb | 8-Feb | | | | | |
| KHILIAQAT | 1 | 7-Mar | 7-Mar | | | | | |
| PAK Total | | | | 25 | 1-Jan | 12-Apr | | |
| SOM | VDPV2 | BANADIR | HAMAR WEYN | 2 | 4-Jan | 11-Jan | | |
| | | | HODAN | 1 | 22-Feb | 22-Feb | | |
| | | | WABERI | 1 | 1-Mar | 1-Mar | | |
| | | | VDPV3 | BANADIR | HAMAR WEYN | 3 | 8-Mar | 22-Mar |
| WABERI | 1 | 8-Mar | 8-Mar | | | | | |
| SOM Total | | | | 8 | 4-Jan | 22-Mar | | |
| 2018 Total | | | | 48 | 1-Jan | 12-Apr | | |



Figure 1: Non Polio AFP Rate and Wild Virus in EMR 01/01/2018 - 29/04/2018

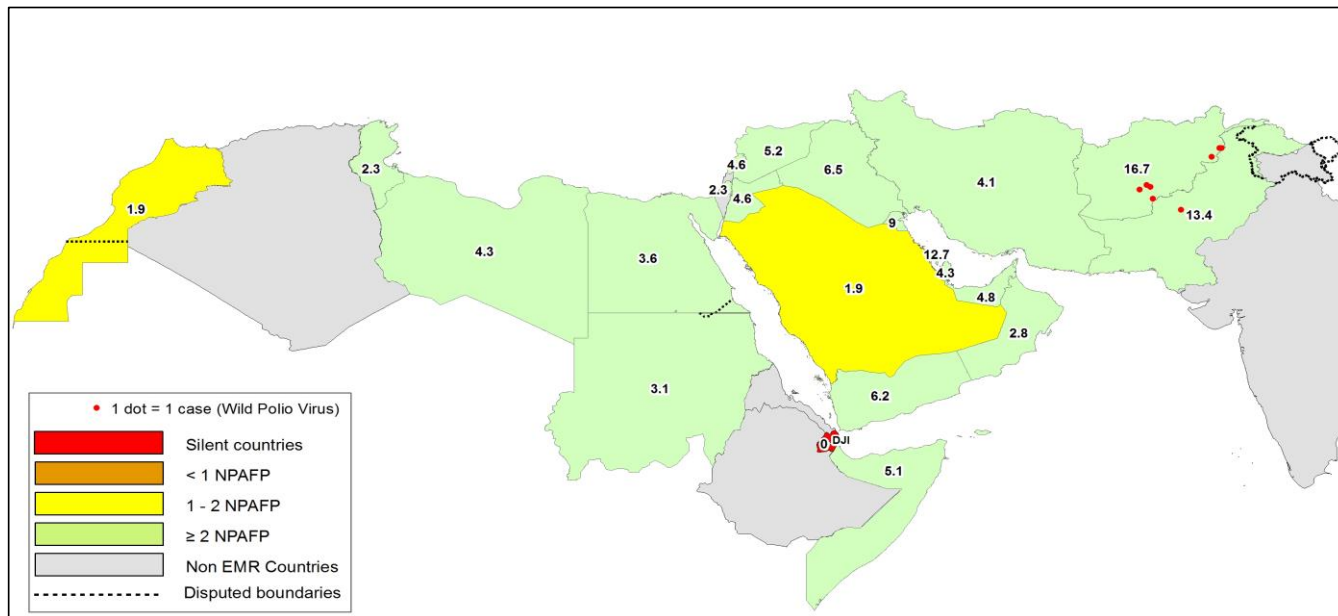


Figure 2: Percent of AFP cases with Adequate Samples & Compatible Cases in EMR 01/01/2018 - 29/04/2018

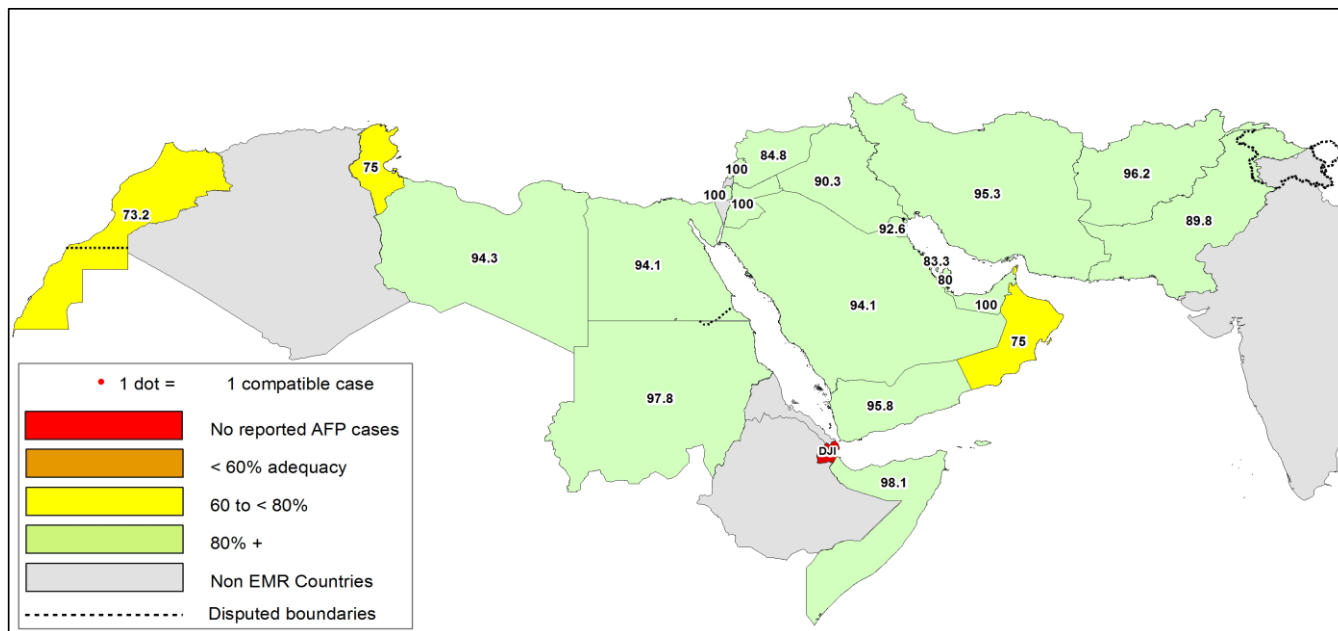


Table 8: Wild polio cases by country and date of onset of paralysis in EMR, 2017 - 2018

| Year | COUNTRY | Count | First Case | Last Case |
|------------|---------|-------|------------|-----------|
| 2018 | AFG | 7 | 01-01-18 | 03-03-18 |
| | PAK | 1 | 08-03-18 | 08-03-18 |
| 2018 Total | | 8 | 01-01-18 | 08-03-18 |
| 2017 | AFG | 14 | 13-01-17 | 28-12-17 |
| | PAK | 8 | 28-01-17 | 15-11-17 |
| 2017 Total | | 22 | 13-01-17 | 28-12-17 |

Last reported wild Polio P3 from Pakistan with date of onset 18/04/2012



Figure 3: Non Polio AFP rate by Province in Afghanistan & by District in Pakistan 01/01/2018 - 29/04/2018

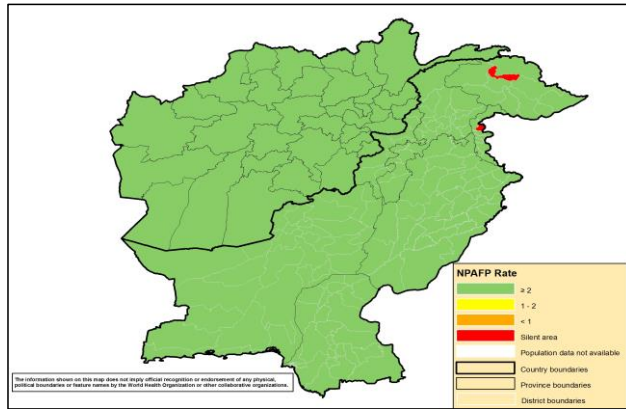


Figure 4: Percent of AFP cases with Adequate Samples in Afghanistan by Province & Pakistan by District 01/01/2018 - 29/04/2018

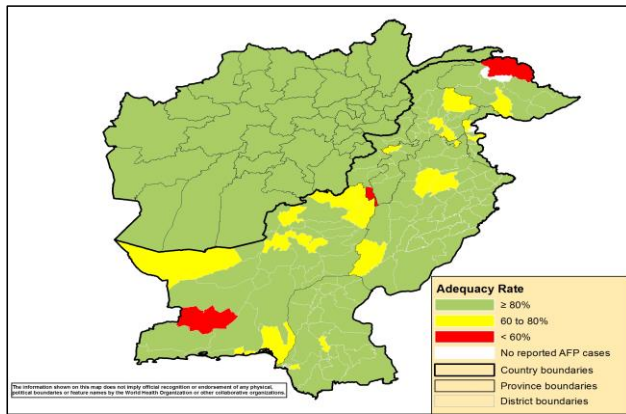
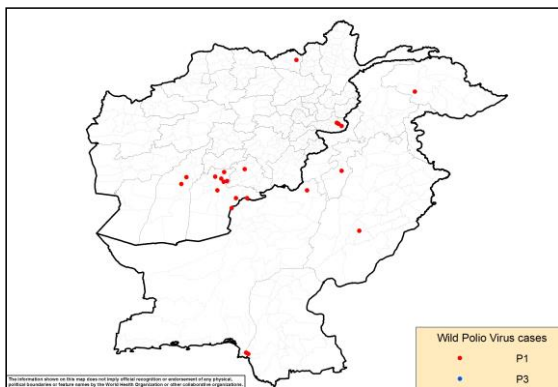


Figure 5: Wild Virus Cases by Type & District in Afghanistan & Pakistan

5a: 01/01/2017 - 31/12/2017



5b: 01/01/2018 - 29/04/2018

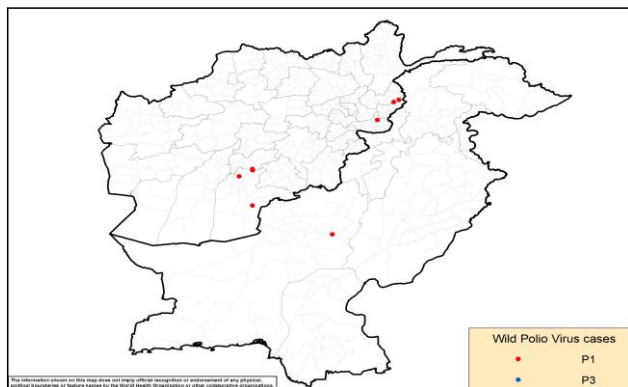




Table 9: Wild Polio cases by district and date of onset of paralysis, Afghanistan 2017-2018

| ONSETYR | PROVINCE | DISTRICT | Count | First case | Last case |
|------------|---------------|---------------|----------|------------|-----------|
| 2018 | KUNAR | GHAZIABAD | 2 | 14-02-18 | 03-03-18 |
| | | KANDAHAR | 1 | 25-02-18 | 25-02-18 |
| | KANDAHAR | SHAHWALIKOT | 2 | 05-01-18 | 19-02-18 |
| | | SPINBOLDAK | 1 | 06-01-18 | 06-01-18 |
| | NANGARHAR | KAMA | 1 | 01-01-18 | 01-01-18 |
| 2018 Total | | | 7 | 01-01-18 | 03-03-18 |
| 2017 | KANDAHAR | SPINBOLDAK | 1 | 28-12-17 | 28-12-17 |
| | | SHAHWALIKOT | 5 | 19-06-17 | 03-12-17 |
| | | KANDAHAR | 1 | 13-01-17 | 13-01-17 |
| | NANGARHAR | MUHMAND DARA | 1 | 05-11-17 | 05-11-17 |
| | | BATIKOT | 2 | 15-09-17 | 11-10-17 |
| | ZABUL | ARGHANDAB (Z) | 1 | 10-07-17 | 10-07-17 |
| | HILMAND | NAWZAD | 1 | 16-04-17 | 16-04-17 |
| | | NAHR-E-SARAJ | 1 | 21-01-17 | 21-01-17 |
| KUNDUZ | DASHT-E-ARCHI | 1 | 21-02-17 | 21-02-17 | |
| 2017 Total | | | 14 | 13-01-17 | 28-12-17 |

Table 10: Wild Polio cases by district and date of onset of paralysis, Pakistan 2017-2018

| ONSETYR | PROVINCE | DISTRICT | Count | First case | Last case |
|------------|------------------|-----------|----------|------------|-----------|
| 2018 | BALUCHISTAN | DUKKI | 1 | 08-03-18 | 08-03-18 |
| 2018 Total | | | 1 | 08-03-18 | 08-03-18 |
| 2017 | BALUCHISTAN | ZHOB | 1 | 15-11-17 | 15-11-17 |
| | | KABDULAH | 2 | 11-06-17 | 13-11-17 |
| | SINDH | KHIGADAP | 1 | 09-11-17 | 09-11-17 |
| | | KHIGIQBAL | 1 | 11-08-17 | 11-08-17 |
| | KHYBER PAKHTOON | LAKKIMRWT | 1 | 21-08-17 | 21-08-17 |
| | GILGIT BALTISTAN | DIAMER | 1 | 13-02-17 | 13-02-17 |
| PUNJAB | LODHRAN | 1 | 28-01-17 | 28-01-17 | |
| 2017 Total | | | 8 | 28-01-17 | 15-11-17 |

Table 11: Circulating VDPV cases and date of onset of paralysis in EMR countries by districts 2017-2018

| Year | COUNTRY | PROVINCE | DISTRICT | Count | First Case | Last Case |
|------------|---------|--------------|-------------|-------|------------|-----------|
| 2017 | SYR | HOMS | TADMOUR | 1 | 10-07-17 | 10-07-17 |
| | | DEIR_AL_ZOUR | DEIR ALZOUR | 1 | 30-06-17 | 30-06-17 |
| | | DEIR_AL_ZOUR | BOKAMAL | 12 | 25-06-17 | 21-09-17 |
| | | DEIR_AL_ZOUR | MAYADEEN | 58 | 05-03-17 | 09-09-17 |
| | | RAQUA | THAWRA | 1 | 16-06-17 | 16-06-17 |
| | | RAQUA | TALABYAD | 1 | 25-04-17 | 25-04-17 |
| SYR Total | | | | 74 | 05-03-17 | 21-09-17 |
| 2017 Total | | | | 74 | 05-03-17 | 21-09-17 |

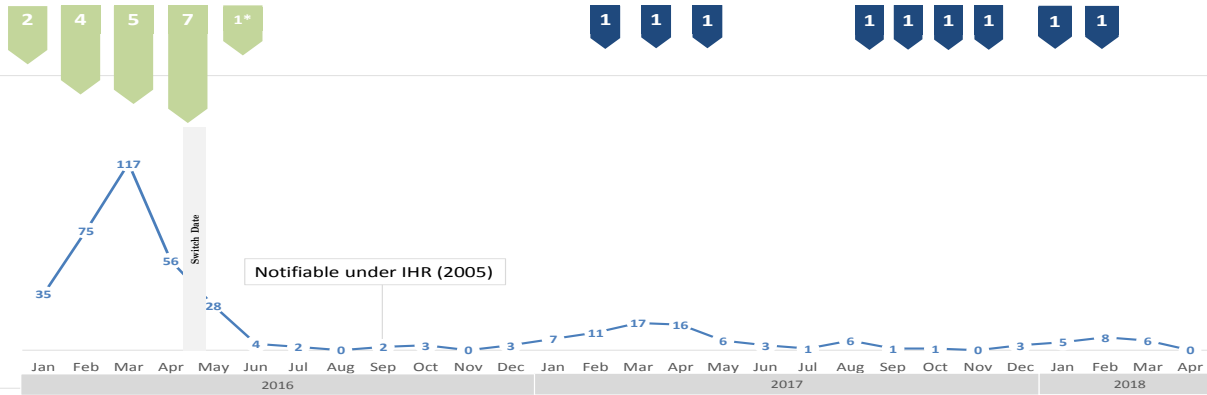


Table 12: VDPV2 and Sabin Like 2 isolates, EMRO countries 2017 - 2018

| Country | Source | Poliovirus type 2 by month | | | | | | | | | | | | | | | | | | | | | | | | | | | | | | |
|---------|---------|----------------------------|----|-----|----|-----|----|-----|----|-----|----|-----|----|------|----|-----|----|-----|----|-----|----|-----|----|-----|----|-----|----|-----|----|-----|----|-----|
| | | 2017 | | | | | | | | | | | | 2018 | | | | | | | | | | | | | | | | | | |
| | | Jan | | Feb | | Mar | | Apr | | May | | Jun | | Jul | | Aug | | Sep | | Oct | | Nov | | Dec | | Jan | | Feb | | Mar | | Apr |
| V2 | S2 | V2 | S2 | V2 | S2 | V2 | S2 | V2 | S2 | V2 | S2 | V2 | S2 | V2 | S2 | V2 | S2 | V2 | S2 | V2 | S2 | V2 | S2 | V2 | S2 | V2 | S2 | V2 | S2 | V2 | S2 | |
| AFG | AFP | | | | | | | | | | | | | | | | | | | | | | | | | | | | | | | |
| | Contact | | | | | | | | | | | | | | | | | | | | | | | | | | | | | | | |
| | ENV | | 1 | | | | | | | | | | | | | | | | | | | | | | | | | | | | | |
| | Others* | | | | | | | | | | | | | | | | | | | | | | | | | | | | | | | |
| BAH | AFP | | | | | | | | | | | | | | | | | | | | | | | | | | | | | | | |
| | Contact | | | | | | | | | | | | | | | | | | | | | | | | | | | | | | | |
| | Others* | | | | | | | | | | | | | | | | | | | | | | | | | | | | | | | |
| | Others* | | | | | | | | | | | | | | | | | | | | | | | | | | | | | | | |
| DJI | AFP | | | | | | | | | | | | | | | | | | | | | | | | | | | | | | | |
| | Contact | | | | | | | | | | | | | | | | | | | | | | | | | | | | | | | |
| | Others* | | | | | | | | | | | | | | | | | | | | | | | | | | | | | | | |
| | Others* | | | | | | | | | | | | | | | | | | | | | | | | | | | | | | | |
| EGY | AFP | | | | 1 | | | | | | | | | | | | | | | | | | | | | | | | | | | |
| | Contact | | | | | | | | | | | | | | | | | | | | | | | | | | | | | | | |
| | ENV | | | | | | | | | | | | | | | | | | | | | | | | | | | | | | | |
| | Others* | | | | | | | | | | | | | | | | | | | | | | | | | | | | | | | |
| IRN | AFP | | | | | | | | | | | | | | | | | | | | | | | | | | | | | | | |
| | Contact | | | | | | | | | | | | | | | | | | | | | | | | | | | | | | | |
| | Others* | | | | | | | | | | | | | | | | | | | | | | | | | | | | | | | |
| | Others* | | | | | | | | | | | | | | | | | | | | | | | | | | | | | | | |
| IRQ | AFP | | | | | 1 | | | | | | | | | | | | | | | | | | | | | | | | | | |
| | Contact | | | | | | | | | | | | | | | | | | | | | | | | | | | | | | | |
| | Others* | | | | | | | | | | | | | | | | | | | | | | | | | | | | | | | |
| | Others* | | | | | | | | | | | | | | | | | | | | | | | | | | | | | | | |
| JOR | AFP | | | | | | | | | | | | | | | | | | | | | | | | | | | | | | | |
| | Contact | | | | | | | | | | | | | | | | | | | | | | | | | | | | | | | |
| | Others* | | | | | | | | | | | | | | | | | | | | | | | | | | | | | | | |
| | Others* | | | | | | | | | | | | | | | | | | | | | | | | | | | | | | | |
| KWT | AFP | | | | | | | | | | | | | | | | | | | | | | | | | | | | | | | |
| | Contact | | | | | | | | | | | | | | | | | | | | | | | | | | | | | | | |
| | Others* | | | | | | | | | | | | | | | | | | | | | | | | | | | | | | | |
| | Others* | | | | | | | | | | | | | | | | | | | | | | | | | | | | | | | |
| LEB | AFP | | | | | | | | | | | | | | | | | | | | | | | | | | | | | | | |
| | Contact | | | | | | | | | | | | | | | | | | | | | | | | | | | | | | | |
| | Others* | | | | | | | | | | | | | | | | | | | | | | | | | | | | | | | |
| | Others* | | | | | | | | | | | | | | | | | | | | | | | | | | | | | | | |
| LIB | AFP | | | | | | | | | | | | | | | | | | | | | | | | | | | | | | | |
| | Contact | | | | | | | | | | | | | | | | | | | | | | | | | | | | | | | |
| | Others* | | | | | | | | | | | | | | | | | | | | | | | | | | | | | | | |
| | Others* | | | | | | | | | | | | | | | | | | | | | | | | | | | | | | | |
| MOR | AFP | | | | | | | | | | | | | | | | | | | | | | | | | | | | | | | |
| | Contact | | | | | | | | | | | | | | | | | | | | | | | | | | | | | | | |
| | Others* | | | | | | | | | | | | | | | | | | | | | | | | | | | | | | | |
| | Others* | | | | | | | | | | | | | | | | | | | | | | | | | | | | | | | |
| OMA | AFP | | | | | | | | | | | | | | | | | | | | | | | | | | | | | | | |
| | Contact | | | | | | | | | | | | | | | | | | | | | | | | | | | | | | | |
| | Others* | | | | | | | | | | | | | | | | | | | | | | | | | | | | | | | |
| | Others* | | | | | | | | | | | | | | | | | | | | | | | | | | | | | | | |
| PAK | AFP | | 1 | | | 5 | | 1 | | | | | | | | 1 | | | | | | | | | | | | | | | | |
| | Contact | | | | 1 | 1 | | 2 | | | | | | | | | | | | | | | | | | | | | | | | |
| | ENV | | 5 | | 9 | 11 | 1 | 10 | 3 | 6 | | 3 | 1 | 1 | | 2 | | | | | | | | | | | | | | | | |
| | Others* | | | | | | | 2 | | | | | | | | | | | | | | | | | | | | | | | | |
| PNA | AFP | | | | | | | | | | | | | | | | | | | | | | | | | | | | | | | |
| | Contact | | | | | | | | | | | | | | | | | | | | | | | | | | | | | | | |
| | Others* | | | | | | | | | | | | | | | | | | | | | | | | | | | | | | | |
| | Others* | | | | | | | | | | | | | | | | | | | | | | | | | | | | | | | |
| QAT | AFP | | | | | | | | | | | | | | | | | | | | | | | | | | | | | | | |
| | Contact | | | | | | | | | | | | | | | | | | | | | | | | | | | | | | | |
| | Others* | | | | | | | | | | | | | | | | | | | | | | | | | | | | | | | |
| | Others* | | | | | | | | | | | | | | | | | | | | | | | | | | | | | | | |
| SAA | AFP | | | | | | | | | | | | | | | | | | | | | | | | | | | | | | | |
| | Contact | | | | | | | | | | | | | | | | | | | | | | | | | | | | | | | |
| | Others* | | | | | | | | | | | | | | | | | | | | | | | | | | | | | | | |
| | Others* | | | | | | | | | | | | | | | | | | | | | | | | | | | | | | | |
| SUD | AFP | | | | | | | | | | | | | | | | | | | | | | | | | | | | | | | |
| | Contact | | | | | | | | | | | | | | | | | | | | | | | | | | | | | | | |
| | Others* | | | | | | | | | | | | | | | | | | | | | | | | | | | | | | | |
| | Others* | | | | | | | | | | | | | | | | | | | | | | | | | | | | | | | |
| SOM | AFP | | | | | | | | | | | | | | | | | | | | | | | | | | | | | | | |
| | Contact | | | | | | | | | | | | | | | | | | | | | | | | | | | | | | | |
| | ENV | | | | | | | | | | | | | | | | | | | | | | | | | | | | | | | |
| | Others* | | | | | | | | | | | | | | | | | | | | | | | | | | | | | | | |
| SYR | AFP | | | | 2 | | 4 | | 15 | | 12 | | 8 | | 22 | 2 | 3 | | | | | | | | | | | | | | | |
| | Contact | | | | | | 2 | 1 | 17 | | 11 | | 7 | | 22 | | 5 | 1 | | | | | | | | | | | | | | |
| | ENV | | | | | | | | | | | | | | | | | | | | | | | | | | | | | | | |
| | Others* | | | | | | | | | | | | | | | | | | | | | | | | | | | | | | | |
| TUN | AFP | | | | | | | | | | | | | | | | | | | | | | | | | | | | | | | |
| | Contact | | | | | | | | | | | | | | | | | | | | | | | | | | | | | | | |
| | Others* | | | | | | | | | | | | | | | | | | | | | | | | | | | | | | | |
| | Others* | | | | | | | | | | | | | | | | | | | | | | | | | | | | | | | |
| UAE | AFP | | | | | | | | | | | | | | | | | | | | | | | | | | | | | | | |
| | Contact | | | | | | | | | | | | | | | | | | | | | | | | | | | | | | | |
| | Others* | | | | | | | | | | | | | | | | | | | | | | | | | | | | | | | |
| | Others* | | | | | </ | | | | | | | | | | | | | | | | | | | | | | | | | | |



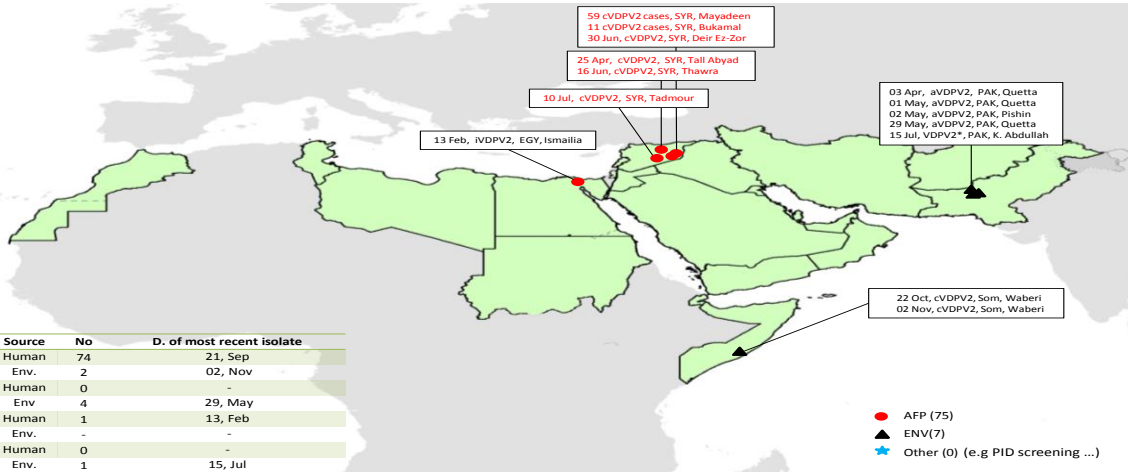
Sabin Like Type-2 Poliovirus Isolates (H & E) EMR, 2016-17-18



* Focused tOPV campaign in El Tur district (S. Sana/Egy) as a response to VDPV2 isolation

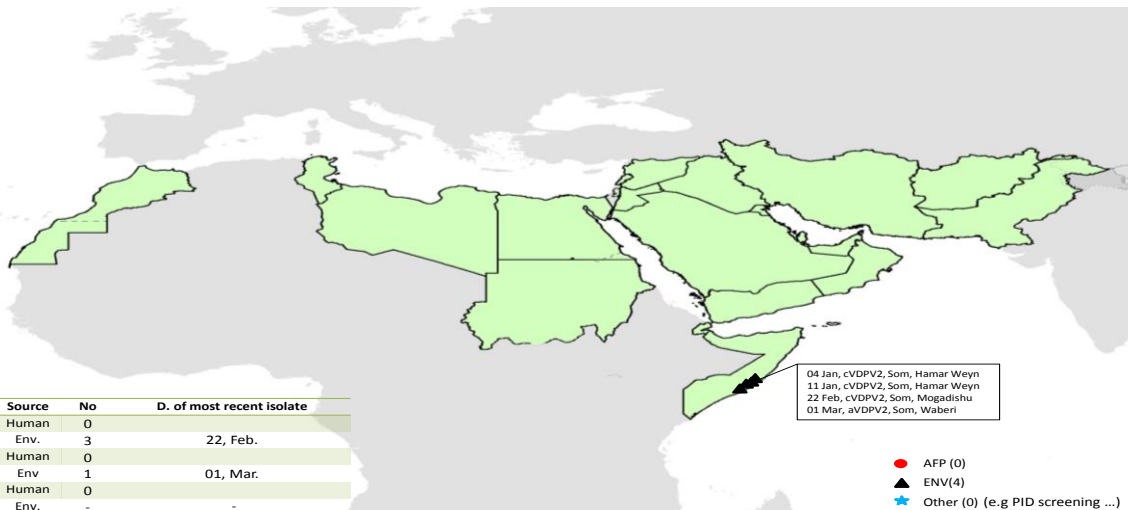
tOPV SIAs
mOPV2 SIAs

VDPV2 isolates, EMR countries, 2017



● AFP (75)
▲ ENV(7)
★ Other (0) (e.g PID screening ...)

VDPV2 isolates, EMR countries, 2018



● AFP (0)
▲ ENV(4)
★ Other (0) (e.g PID screening ...)