



AFP SURVEILLANCE

14-May-18

Week 19, ending 13 May 2018

Number 1023

Table 1: Acute Flaccid Paralysis (AFP) cases by week of onset

Country	Reported AFP cases by week of onset - Week (19/18) / Ending on : 13/05/2018														
	Total AFP 2016	Total AFP 2017	Total AFP to date, 2018	W08 25 Feb 18	W09 04 Mar 18	W10 11 Mar 18	W11 18 Mar 18	W12 25 Mar 18	W13 01 Apr 18	W14 08 Apr 18	W15 15 Apr 18	W16 21 Apr 18	W17 29 Apr 18	W18 06 May 18	W19 13 May 18
Afghanistan	2905	3094	1233	67	82	75	61	59	66	64	71	62	47	51	13
Bahrain	14	18	17	2	0	0	1	0	0	1	0	2	1	1	0
Djibouti	3	4	0												
Egypt	1092	1242	483	35	34	29	38	31	25	26	29	21	18	8	
Iran	776	820	289	10	21	12	8	7	13	19	18	15	9	5	
Iraq	605	699	357	17	17	19	14	17	19	18	20	27	11	10	1
Jordan ****	107	116	51	0	2	2	0	4	1	2	4	6	5	6	
Kuwait	50	69	34	4	1	0	2	4	2	2	3	4	1	3	1
Lebanon ****	111	75	31	2	1	5	0	3	0	1	2	0	1	0	2
Libya	70	88	40	2	5	1	0	1	2	8	0	5	3	3	
Morocco	84	142	65	1	7	7	2	4	7	1	1	3	2	0	
Oman	39	40	10	2	0	0	1	0	1	0	0	1	1	1	0
Pakistan	7848	10315	3826	208	218	210	243	215	213	269	209	190	142	48	0
Palestine ****	46	43	14	3	1	0	0	0	0	0	0	0	0	0	0
Qatar	9	18	5	0	0	1	0	0	2	0	0	0	0	0	
Saudi Arabia	273	276	51	6	4	7	9	2	2	0	0	0			
Somalia	316	345	120	7	12	4	5	7	6	4	7	6	8	2	0
Sudan	509	570	210	13	15	5	8	18	12	9	12	16	9	5	0
Syria ****	303	362	141	16	5	15	9	9	7	7	6	3	3	2	
Tunisia	90	67	21	4	1	1	0	0	0	0	0	0	0	0	
U.A.E	42	58	18	1	1	0	2	0	0	1	1	0	1	0	1
Yemen	715	713	312	17	24	21	21	21	23	12	12	10	14	1	
<b>Total EMR</b>	<b>16007</b>	<b>19174</b>	<b>7328</b>	<b>417</b>	<b>451</b>	<b>414</b>	<b>424</b>	<b>402</b>	<b>401</b>	<b>444</b>	<b>395</b>	<b>371</b>	<b>276</b>	<b>146</b>	<b>18</b>

□ No data = No report received

Table 2: Confirmed polio cases by month of onset

Country	Total year 2016	Total year 2017	13/05		Confirmed polio cases by month of onset											
			2017	2018	June 2017	July 2017	August 2017	September 2017	October 2017	November 2017	December 2017	January 2018	February 2018	March 2018	April 2018	May 2018
Afghanistan	13	14	4	7	1	1	0	1	3	2	2	3	3	1		
Bahrain	0	0	0	0	0	0	0	0	0	0	0	0	0	0		
Djibouti	0	0	0	0												
Egypt	0	0	0	0	0	0	0	0	0	0	0	0				
Iran	0	0	0	0	0	0	0	0	0	0	0	0	0			
Iraq	0	0	0	0	0	0	0	0	0	0	0	0	0			
Jordan ****	0	0	0	0	0	0	0	0	0	0	0	0	0	0		
Kuwait	0	0	0	0	0	0	0	0	0	0	0	0	0	0		
Lebanon ****	0	0	0	0	0	0	0	0	0	0	0	0	0	0		
Libya	0	0	0	0	0	0	0	0	0	0	0	0	0	0		
Morocco	0	0	0	0	0	0	0	0	0	0	0	0	0	0		
Oman	0	0	0	0	0	0	0	0	0	0	0	0	0	0		
Pakistan	20	8	2	1	1	0	2	0	0	3	0	0	0	1		
Palestine ****	0	0	0	0	0	0	0	0	0	0	0	0	0	0	0	
Qatar	0	0	0	0	0	0	0	0	0	0	0	0	0	0		
Saudi Arabia	0	0	0	0	0	0	0	0	0	0	0	0	0	0		
Somalia	0	0	0	0	0	0	0	0	0	0	0	0	0	0		
Sudan	0	0	0	0	0	0	0	0	0	0	0	0	0	0		
Syria ****	0	0	0	0	0	0	0	0	0	0	0	0	0	0		
Tunisia	0	0	0	0	0	0	0	0	0	0	0	0	0	0	0	
U.A.E	0	0	0	0	0	0	0	0	0	0	0	0	0	0		
Yemen	0	0	0	0	0	0	0	0								
<b>Total EMR</b>	<b>33</b>	<b>22</b>	<b>6</b>	<b>8</b>	<b>2</b>	<b>1</b>	<b>2</b>	<b>1</b>	<b>3</b>	<b>5</b>	<b>2</b>	<b>3</b>	<b>3</b>	<b>2</b>	<b>0</b>	<b>0</b>

\*\*\*\* UNRWA cases are included with those of country of residence



Table 3: Investigation of AFP cases with paralysis onset in 2017 & 2018 up to Week (19/18) / Ending on : 13/05/2018

COUNTRY	2017												2018												Latest line List Date
	AFP									Specimen	Wild cases ****		AFP									Specimen	Wild cases ****		
	Total AFP cases onset 2017	Case classification					Non polio AFP rate **	AFP cases pending classification > 90 days from onset of paralysis	AFP cases pending classification and lab > 90 days from onset of paralysis	% with *** adequate specimens	Wild P1 Poliovirus	Wild P3 Poliovirus	Total AFP cases onset 2018	Case classification					Annualized Non polio AFP rate **	AFP cases pending classification > 90 days from onset of paralysis	AFP cases pending classification and lab > 90 days from onset of paralysis	% with *** adequate specimens	Wild P1 Poliovirus	Wild P3 Poliovirus	
		Total Confirmed Polio Cases *	Polio Compatible	Pending Classification	Discarded (non polio AFP)	VDPV								Total Confirmed Polio Cases *	Polio Compatible	Pending Classification	Discarded (non polio AFP)	VDPV							
Afghanistan	3094	14	0	3	3077	1	15.2	3	0	93.5	14	0	1233	7	0	251	975	0	16.6	9	3	95.7	7	0	13-05-2018
Bahrain	18	0	0	0	18	0	6.2	0	0	100.0	0	0	17	0	0	13	4	0	16.1	4	0	88.2	0	0	13-05-2018
Djibouti	4	0	0	4	0	0	1.3	4	4	100.0	0	0	0	0	0	0	0	0	0.0	0	0		0	0	10-04-2017
Egypt	1242	0	0	0	1240	2	3.3	0	0	94.4	0	0	483	0	0	88	395	0	3.4	3	0	92.5	0	0	10-05-2018
Iran	820	0	0	0	820	0	4.3	0	0	96.7	0	0	289	0	0	23	266	0	4.1	0	0	94.8	0	0	12-05-2018
Iraq	699	0	0	0	699	0	4.7	0	0	86.7	0	0	357	0	0	92	265	0	6.4	9	0	89.6	0	0	11-05-2018
Jordan	116	0	0	0	116	0	4.2	0	0	100.0	0	0	51	0	0	30	21	0	4.9	0	0	94.1	0	0	10-05-2018
Kuwait	69	0	0	1	68	0	7.5	1	0	92.8	0	0	34	0	0	8	26	0	10.1	0	0	82.4	0	0	13-05-2018
Lebanon	75	0	0	0	75	0	4.0	0	0	80.0	0	0	31	0	0	3	28	0	4.6	0	0	100.0	0	0	11-05-2018
Libya	88	0	0	0	88	0	4.3	0	0	96.6	0	0	40	0	0	12	28	0	4.4	0	0	95.0	0	0	12-05-2018
Morocco	142	0	0	1	141	0	1.3	1	0	66.9	0	0	65	0	0	16	49	0	2.0	1	0	78.5	0	0	07-05-2018
Oman	40	0	0	0	40	0	4.5	0	0	90.0	0	0	10	0	0	3	7	0	3.2	0	0	70.0	0	0	13-05-2018
Pakistan	10315	8	2	6	10299	0	13.2	6	0	85.7	8	0	3826	1	0	741	3084	0	13.4	80	0	89.7	1	0	13-05-2018
Palestine	43	0	0	0	43	0	2.3	0	0	97.7	0	0	14	0	0	1	13	0	2.0	1	0	100.0	0	0	13-05-2018
Qatar	18	0	0	0	18	0	6.1	0	0	100.0	0	0	5	0	0	3	2	0	3.8	0	0	80.0	0	0	29-04-2017
Saudi Arabia	276	0	0	0	276	0	3.5	0	0	98.9	0	0	51	0	0	48	3	0	1.7	13	12	94.1	0	0	22-04-2018
Somalia	345	0	0	1	344	0	6.0	1	1	99.1	0	0	120	0	0	22	98	0	5.2	0	0	98.3	0	0	13-05-2018
Sudan	570	0	0	0	570	0	3.2	0	0	96.3	0	0	210	0	0	23	187	0	3.2	3	0	97.6	0	0	13-05-2018
Syria	362	0	1	0	287	44	4.7	0	0	80.9	0	0	141	0	0	18	123	0	5.0	1	0	85.8	0	0	12-05-2018
Tunisia	67	0	0	0	67	0	2.5	0	0	74.6	0	0	21	0	0	1	20	0	2.2	0	0	66.7	0	0	11-05-2018
U.A.E	58	0	0	0	58	0	5.7	0	0	96.6	0	0	18	0	0	4	14	0	3.9	0	0	94.4	0	0	13-05-2018
Yemen	713	0	0	155	558	0	5.2	155	129	90.2	0	0	312	0	0	312	0	0	6.1	119	114	95.5	0	0	12-05-2018
EMR	19174	22	3	171	18902	47	7.7	171	134	88.9	22	0	7328	8	0	1712	5608	0	8.0	243	129	91.6	8	0	
2016	16008	33	5	1	15961	8	6.4	0	0	89.6	33	0													

\* Confirmed polio cases refer to wild isolation from AFP cases or from contacts of negative index AFP cases

\*\* Non-polio AFP per 100,000 children <15 years

\*\*\* Adequate here refers to two stool specimens collected at least 24 hours apart, within 14 days of paralysis onset

\*\*\*\* AFP cases co infected with P1 and P3 are counted separately as wild isolates



World Health Organization – Regional Office for Eastern Mediterranean  
AFP SURVEILLANCE  
Week 19, ending 13 May 2018

14-May-18  
Number 1023

Table 4 (a): Lab results of contacts' samples in EMR, 2017 - 2018

COUNTRY	2017						2018					
	# OF CONTACTS	LAB RESULTS					# OF CONTACTS	LAB RESULTS				
		WILD	VDPV	SL	NPEV	PENDING		WILD	VDPV	SL	NPEV	PENDING
AFG	1424	1	0	88	347	0	302	0	0	15	31	60
BAH	2	0	0	0	0	0	1	0	0	0	0	0
DJI	0	0	0	0	0	0	0	0	0	0	0	0
EGY	450	0	0	9	63	18	168	0	0	9	14	34
IRN	143	0	0	5	1	0	36	0	0	2	1	0
IRQ	698	0	0	18	101	16	370	0	0	7	46	22
JOR	2	0	0	0	0	0	0	0	0	0	0	0
KUW	8	0	0	0	0	2	0	0	0	0	0	0
LEB	92	0	0	2	3	21	71	0	0	1	2	32
LIB	4	0	0	0	0	1	0	0	0	0	0	0
MOR	87	0	0	0	7	0	30	0	0	0	4	10
OMA	115	0	0	1	24	1	32	0	0	0	6	3
PAK	3754	2	0	234	896	0	1386	0	0	72	149	178
PAL	0	0	0	0	0	0	0	0	0	0	0	0
QAT	0	0	0	0	0	0	0	0	0	0	0	0
SAA	0	0	0	0	0	0	0	0	0	0	0	0
SOM	1035	0	0	37	113	4	360	0	0	22	14	65
SUD	385	0	0	6	32	46	140	0	0	1	11	42
SYR	570	0	63	3	11	0	274	0		2	1	21
TUN	26	0	0	0	0	0	7	0	0	0	0	1
UAE	2	0	0	0	0	0	0	0	0	0	0	0
YEM	1737	0	0	43	114	667	668	0	0	0	0	668
<b>EMR</b>	<b>10534</b>	<b>3</b>	<b>63</b>	<b>446</b>	<b>1712</b>	<b>776</b>	<b>3845</b>	<b>0</b>	<b>0</b>	<b>131</b>	<b>279</b>	<b>1136</b>

Table 4 (B): Most recent wild contacts in EMRO, 2017 - 2018

Year	Country	Data	
		Count of wild contacts	Date of Most Recent stool collection
2017	Pakistan	2	04-12-17
	Afghanistan	1	21-05-17
<b>2017 Total</b>		<b>3</b>	<b>04-12-17</b>

Table 4 (C): Number and distribution by district of -ve index AFP cases identified as wild positive by contact in EMR, 2017-2018

YEAR	COUNTRY	PROVINCE	DISTRICT	COUNT	First case	Last case
2017	AFG	HILMAND	NAWZAD	1	16-04-17	16-04-17
	<b>AFG Total</b>				<b>1</b>	<b>16-04-17</b>



**Table 5: Laboratory investigation of AFP cases with paralysis onset in 2018 up to Week (19/18) / Ending on : (13/05/2018)**

Country	Polio laboratories  Sequencing performed by EGY, PAK, TUN, CDC and RIVM laboratories	AFP cases with specimens	Preliminary virus isolation results of AFP cases						Poliovirus intratypic differentiation results #										Indicators				Latest report Date			
			Referred for ITD		NPEV only	Negative	Pending		Type 1			Type 2			Type 3			Discordant pending sequence	NPEV by PCR	Non-EV	Pending ITD	% specimens positive for NPEV*		% AFP cases with culture results within 14 days	% AFP cases with ITD results within 7 days	% AFP cases with ITD results within 45 days of onset**
			L20B+	L20B+&NPEV			received < / = 14 days	received > 14 days ago	Wild	Sabin	VDPV	Wild	Sabin	VDPV	Wild	Sabin	VDPV									
Afghanistan	RRL Pakistan	1181	68	5	133	791	99	85	7	47						45						11%	91%	100%	99%	12/05/2018
Bahrain	PNL Oman	12				12																0%	100%		42%	07/05/2018
Djibouti	NPL Kenya																									10/04/2017
Egypt***	RRL Egypt	493	18	5	45	369	40	17		8							3					10%	100%	100%	100%	10/05/2018
Iran	NPL Iran	316	9		4	274	27	3		6						3				1		1%	99%	100%	99%	12/05/2018
Iraq	RRL Egypt	357	10		38	280	23	7		6						3						12%	100%	100%	88%	10/05/2018
Jordan	RRL EGYPT	57	2		4	45	6			1						2						10%	100%	100%	67%	13/05/2018
Kuwait	RRL Kuwait	33			2	24	5	2														3%	100%		100%	13/05/2018
Lebanon	NPL Jordan	31	1		2	28																5%	100%			13/05/2018
Libya	RRL Tunisia	35	1		1	23	6	4								1						4%	100%	100%	96%	04/05/2018
Morocco	NPL Morocco	56			1	50		5														5%	100%		98%	20/04/2018
Oman	NPL Oman	8			1	6		1														19%	86%		100%	07/05/2018
Pakistan	RRL Pakistan	3779	185	16	424	2589	307	257	1	127						143				1		11%	91%	99%	97%	12/05/2018
Palestine & UNRWA		14			1	13																7%	71%		100%	13/05/2018
Qatar	NPL Oman	4				4																0%	67%		100%	07/05/2018
Saudi Arabia	NPL Oman	77	2			56	9	12														0%	100%			09/05/2018
Somalia	NPL Kenya	120	9		6	84	6	15		5			2			5					1	6%	16%		100%	13/05/2018
Sudan	RRL Egypt	201	4		17	156	7	17		3						1				3		12%	100%	100%	57%	13/05/2018
Syria	RRL Egypt	132	2		1	117		12		1												1%	100%	100%	50%	12/05/2018
Tunisia	RRL Tunisia	30				26	3	1														0%	100%		100%	04/05/2018
U.A.E	NPL Oman	14				14																0%	71%		79%	07/05/2018
Yemen	RRL Egypt																									10/05/2018
<b>Total EMR 2018</b>		6950	311	26	680	4961	538	438	8	204			2			218		1	7	1		10%	92%	99%	98%	
<b>Total EMR 2017</b>		18267	945	103	3567	13630		21	21	597			10	34 *		709	1	21	25	4		16%	98%	99%	96%	

\* Specimens from all sources including non-AFP cases, excluding environmental samples

\* In 2017, 41 cVDPV2 were isolated from Syria by other Global Polio Laboratories Network (GPLN)

\*\* This indicator reflects surveillance and laboratory activities

Syria reported a total of 74 cVDPV2 cases in 2017 out of which 8 were identified by positive contacts



**Table 6: Environmental isolate by year and type**

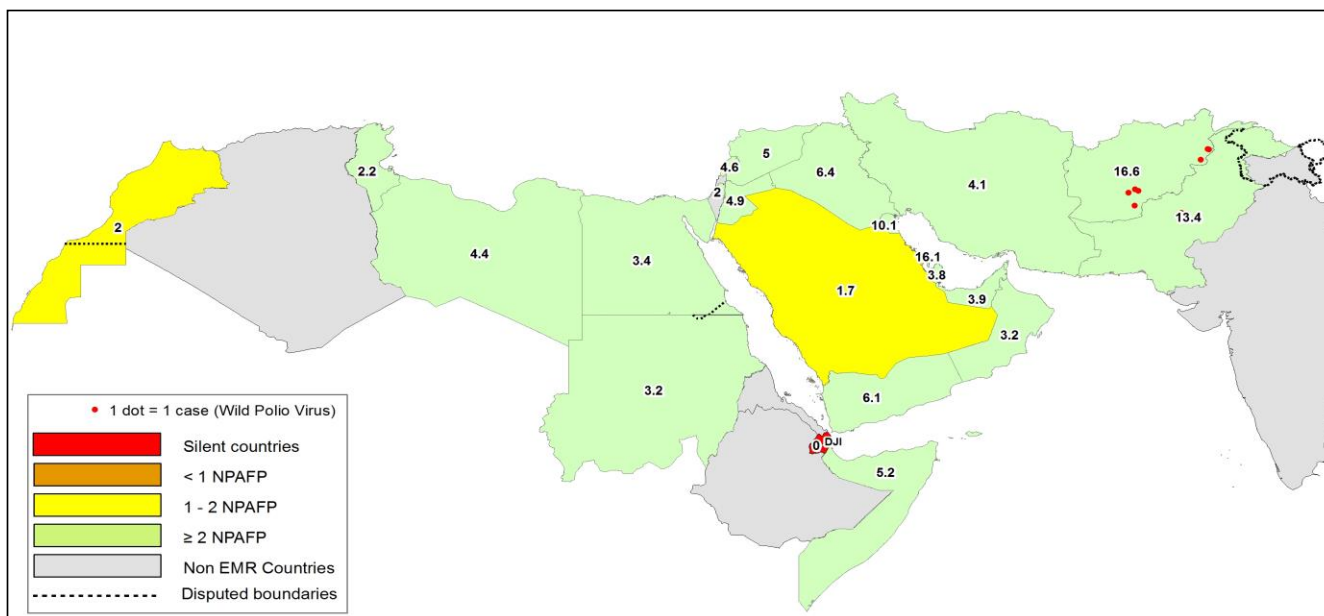
Country	Status	2015	2016	2017	2018
AFG	NEGATIVE	129	183	274	75
	PENDING				30
	WILD	20	2	42	15
<b>AFG Total</b>		<b>149</b>	<b>185</b>	<b>316</b>	<b>120</b>
EGY	NEGATIVE	495	528	522	166
	PENDING				22
	VDPV2	3	1		
<b>EGY Total</b>		<b>498</b>	<b>529</b>	<b>522</b>	<b>188</b>
IRN	NEGATIVE			6	12
<b>IRN Total</b>				<b>6</b>	<b>12</b>
JOR	NEGATIVE		2	32	8
	PENDING				4
<b>JOR Total</b>			<b>2</b>	<b>32</b>	<b>12</b>
LEB	NEGATIVE		4	27	4
	PENDING				9
<b>LEB Total</b>			<b>4</b>	<b>27</b>	<b>13</b>
PAK	NEGATIVE	347	462	523	184
	PENDING				12
	WILD	79	59	105	26
	WILD & VDPV2	5	3	1	
	VDPV2	8	5	4	
<b>PAK Total</b>		<b>439</b>	<b>529</b>	<b>633</b>	<b>222</b>
SOM	NEGATIVE			34	51
	PENDING				10
	VDPV2			2	5
	VDPV3				6
<b>SOM Total</b>				<b>36</b>	<b>72</b>
SYR	NEGATIVE			4	16
	PENDING				6
<b>SYR Total</b>				<b>4</b>	<b>22</b>
<b>Grand Total</b>		<b>1086</b>	<b>1249</b>	<b>1576</b>	<b>661</b>

**Table 7: Environmental Wild/VDPV isolate by site**

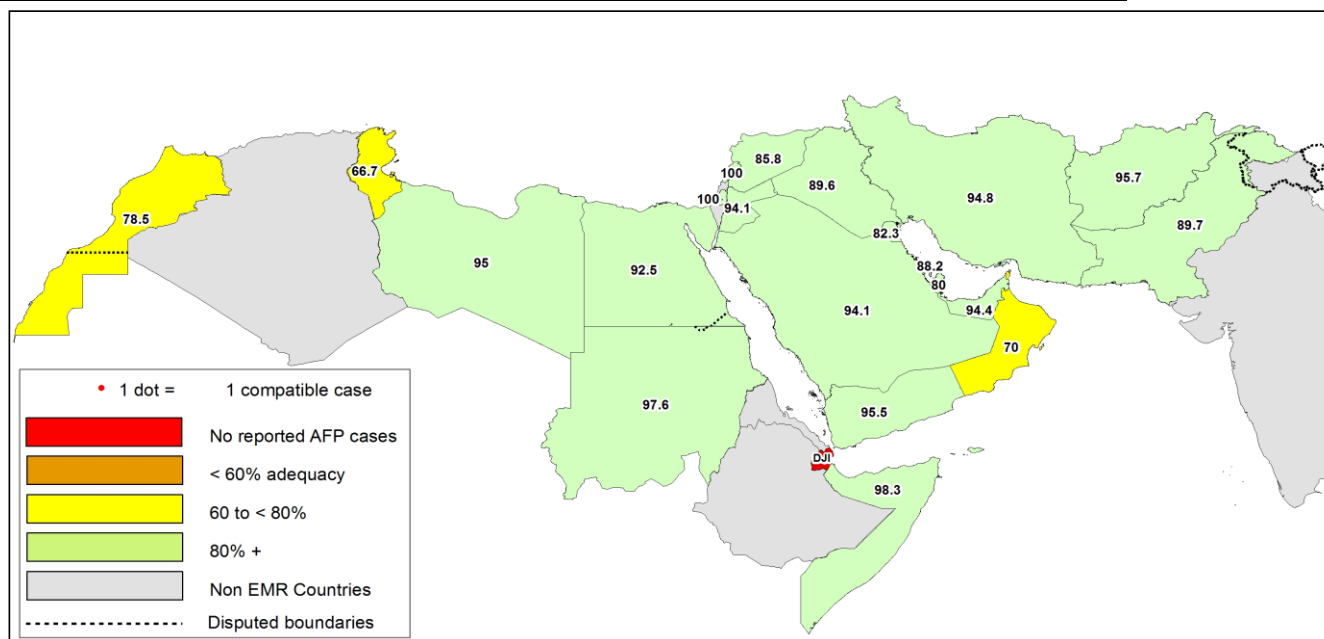
Country	COUNTRY	Status	PROVINCE	DISTRICT	Count	First date	Last date			
2017	AFG	WILD	HILMAND	LASHKARGAH	8	26-Apr	26-Dec			
				NAHR-E-SARAJ	1	25-Sep	25-Sep			
				KABUL	1	25-Oct	25-Oct			
				KANDAHAR	18	26-Jan	27-Dec			
				ASADABAD	1	25-Dec	25-Dec			
				BEHSUD	3	24-Sep	26-Dec			
				JALALABAD	10	24-Jan	26-Dec			
				<b>AFG Total</b>				<b>42</b>	<b>24-Jan</b>	<b>27-Dec</b>
				PAK	WILD	BALOCHISTAN	KABDULLAH	12	1-Jan	15-Oct
							LORALAI	3	17-Sep	17-Nov
	PISHIN	5	2-Jan				2-Oct			
	QUETTA	12	1-Jan				20-Dec			
	ZHOB	1	18-Dec				18-Dec			
	CDA	5	10-Feb				10-Jul			
	PESHAWAR	8	10-Jan				11-Dec			
	LAHORE	1	18-Dec				18-Dec			
	MULTAN	1	9-Jan				9-Jan			
	RAWALPINDI	8	10-Jan				10-Oct			
	PAK	WILD & VDPV2	BALOCHISTAN	JACOBABAD	4	11-Aug	13-Dec			
				KAMBAR	1	15-Aug	15-Aug			
KHIBALDIA				2	8-Aug	3-Nov				
KHIGADAP				21	9-Jan	12-Dec				
KHIGQBAL				6	3-Feb	10-Oct				
KHIKORANGI				1	16-Oct	16-Oct				
KHILANDHI				7	16-Mar	14-Dec				
KHISITE				5	7-Aug	4-Dec				
SUKKUR				2	11-Apr	19-Sep				
QUETTA				3	3-Apr	29-May				
<b>PAK Total</b>				<b>110</b>	<b>1-Jan</b>	<b>20-Dec</b>				
SOM	VDPV2	BANADIR	WABERI	2	22-Oct	2-Nov				
<b>SOM Total</b>				<b>2</b>	<b>22-Oct</b>	<b>2-Nov</b>				
<b>2017 Total</b>				<b>154</b>	<b>1-Jan</b>	<b>27-Dec</b>				
2018	AFG	WILD	HILMAND	LASHKARGAH	1	8-Jan	8-Jan			
				KABUL	1	26-Feb	26-Feb			
				KANDAHAR	6	8-Jan	27-Mar			
				BEHSUD	2	28-Jan	25-Feb			
				JALALABAD	5	27-Jan	24-Feb			
	<b>AFG Total</b>				<b>15</b>	<b>8-Jan</b>	<b>27-Mar</b>			
	PAK	WILD	BALOCHISTAN	KABDULLAH	1	1-Jan	1-Jan			
				LORALAI	1	17-Mar	17-Mar			
				QUETTA	2	13-Feb	12-Apr			
				CDA	1	10-Jan	10-Jan			
				BANNU	1	31-Mar	31-Mar			
				KOHAT	2	5-Jan	27-Mar			
				PESHAWAR	4	10-Jan	11-Apr			
				DERA GHAZI KHAN	1	12-Feb	12-Feb			
				RAWALPINDI	1	10-Jan	10-Jan			
				HYDERABAD	1	9-Feb	9-Feb			
				JACOBABAD	2	12-Feb	7-Mar			
				KAMBAR	1	7-Apr	7-Apr			
				KHIGADAP	3	15-Feb	5-Apr			
				KHILANDHI	2	10-Jan	20-Apr			
KHISITE				1	1-Jan	1-Jan				
SUKKUR	1	8-Feb	8-Feb							
KHILIAQAT	1	7-Mar	7-Mar							
<b>PAK Total</b>				<b>26</b>	<b>1-Jan</b>	<b>20-Apr</b>				
SOM	VDPV2	BANADIR	HAMAR WEYN	3	4-Jan	12-Apr				
			HODAN	1	22-Feb	22-Feb				
			WABERI	1	1-Mar	1-Mar				
			HAMAR WEYN	5	8-Mar	5-Apr				
			WABERI	1	8-Mar	8-Mar				
<b>SOM Total</b>				<b>11</b>	<b>4-Jan</b>	<b>12-Apr</b>				
<b>2018 Total</b>				<b>52</b>	<b>1-Jan</b>	<b>20-Apr</b>				



**Figure 1: Non Polio AFP Rate and Wild Virus in EMR 01/01/2018 - 13/05/2018**



**Figure 2: Percent of AFP cases with Adequate Samples & Compatible Cases in EMR 01/01/2018 - 13/05/2018**



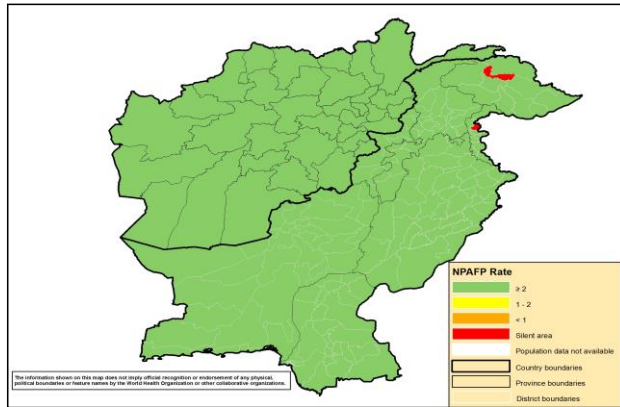
**Table 8: Wild polio cases by country and date of onset of paralysis in EMR, 2017 - 2018**

Year	COUNTRY	Count	First Case	Last Case
2018	AFG	7	01-01-18	03-03-18
	PAK	1	08-03-18	08-03-18
2018 Total		8	01-01-18	08-03-18
2017	AFG	14	13-01-17	28-12-17
	PAK	8	28-01-17	15-11-17
2017 Total		22	13-01-17	28-12-17

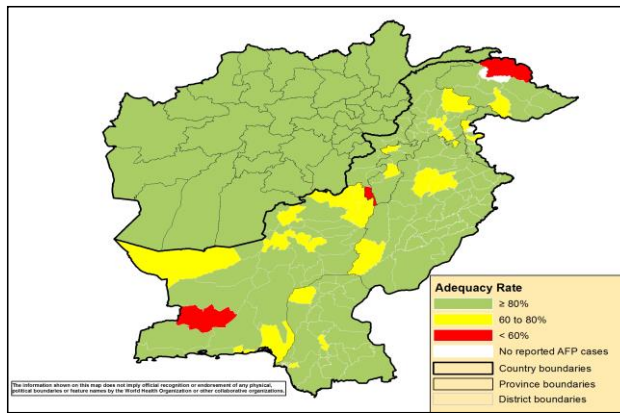
Last reported wild Polio P3 from Pakistan with date of onset 18/04/2012



**Figure 3: Non Polio AFP rate by Province in Afghanistan & by District in Pakistan 01/01/2018 - 13/05/2018**

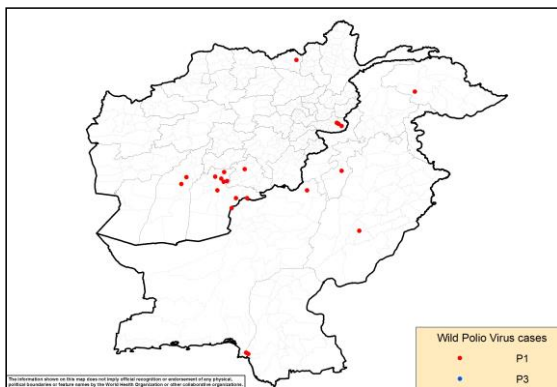


**Figure 4: Percent of AFP cases with Adequate Samples in Afghanistan by Province & Pakistan by District 01/01/2018 - 13/05/2018**

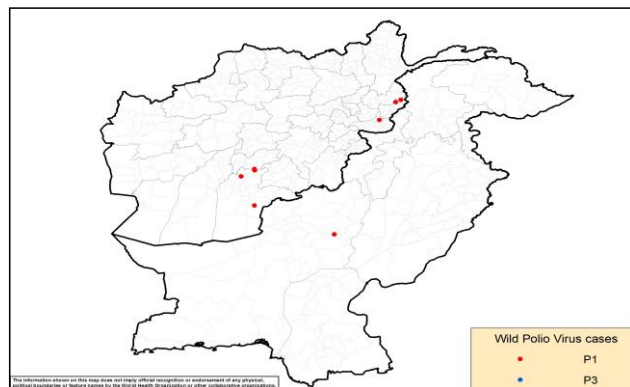


**Figure 5: Wild Virus Cases by Type & District in Afghanistan & Pakistan**

**5a: 01/01/2017 - 31/12/2017**



**5b: 01/01/2018 - 13/05/2018**





**Table 9: Wild Polio cases by district and date of onset of paralysis, Afghanistan 2017-2018**

ONSETYR	PROVINCE	DISTRICT	Count	First case	Last case
2018	KUNAR	GHAZIABAD	2	14-02-18	03-03-18
		KANDAHAR	1	25-02-18	25-02-18
	KANDAHAR	SHAHWALIKOT	2	05-01-18	19-02-18
		SPINBOLDAK	1	06-01-18	06-01-18
	NANGARHAR	KAMA	1	01-01-18	01-01-18
<b>2018 Total</b>			<b>7</b>	<b>01-01-18</b>	<b>03-03-18</b>
2017	KANDAHAR	SPINBOLDAK	1	28-12-17	28-12-17
		SHAHWALIKOT	5	19-06-17	03-12-17
		KANDAHAR	1	13-01-17	13-01-17
	NANGARHAR	MUHMAND DARA	1	05-11-17	05-11-17
		BATIKOT	2	15-09-17	11-10-17
	ZABUL	ARGHANDAB (Z)	1	10-07-17	10-07-17
	HILMAND	NAWZAD	1	16-04-17	16-04-17
		NAHR-E-SARAJ	1	21-01-17	21-01-17
KUNDUZ	DASHT-E-ARCHI	1	21-02-17	21-02-17	
<b>2017 Total</b>			<b>14</b>	<b>13-01-17</b>	<b>28-12-17</b>

**Table 10: Wild Polio cases by district and date of onset of paralysis, Pakistan 2017-2018**

ONSETYR	PROVINCE	DISTRICT	Count	First case	Last case
2018	BALUCHISTAN	DUKKI	1	08-03-18	08-03-18
<b>2018 Total</b>			<b>1</b>	<b>08-03-18</b>	<b>08-03-18</b>
2017	BALUCHISTAN	ZHOB	1	15-11-17	15-11-17
		KABDULAH	2	11-06-17	13-11-17
	SINDH	KHIGADAP	1	09-11-17	09-11-17
		KHIGIQBAL	1	11-08-17	11-08-17
	KHYBER PAKHTOON	LAKKIMRWT	1	21-08-17	21-08-17
	GILGIT BALTISTAN	DIAMER	1	13-02-17	13-02-17
PUNJAB	LODHRAN	1	28-01-17	28-01-17	
<b>2017 Total</b>			<b>8</b>	<b>28-01-17</b>	<b>15-11-17</b>

**Table 11: Circulating VDPV cases and date of onset of paralysis in EMR countries by districts 2017-2018**

Year	COUNTRY	PROVINCE	DISTRICT	Count	First Case	Last Case
2017	SYR	HOMS	TADMOUR	1	10-07-17	10-07-17
		DEIR_AL_ZOUR	DEIR ALZOUR	1	30-06-17	30-06-17
		DEIR_AL_ZOUR	BOKAMAL	12	25-06-17	21-09-17
		DEIR_AL_ZOUR	MAYADEEN	58	05-03-17	09-09-17
		RAQUA	THAWRA	1	16-06-17	16-06-17
		RAQUA	TALABYAD	1	25-04-17	25-04-17
<b>SYR Total</b>				<b>74</b>	<b>05-03-17</b>	<b>21-09-17</b>
<b>2017 Total</b>				<b>74</b>	<b>05-03-17</b>	<b>21-09-17</b>





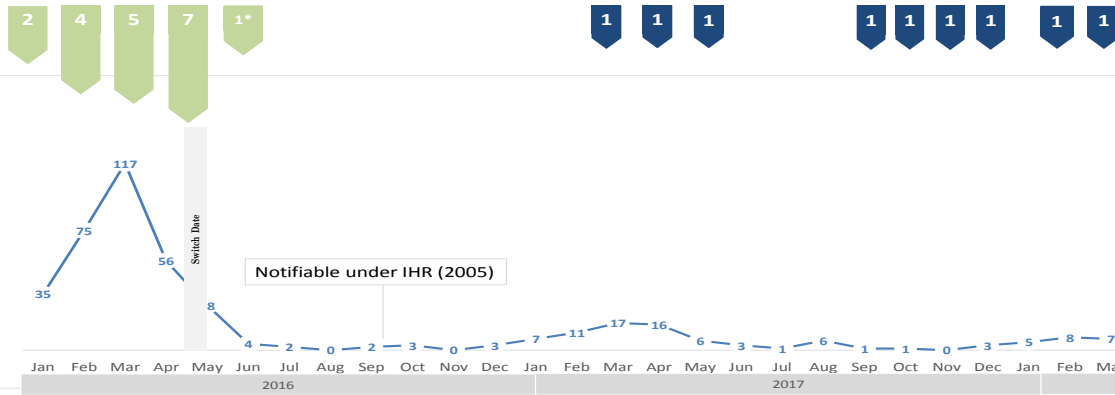
Table 12: VDPV2 and Sabin Like 2 isolates, EMRO countries 2017 - 2018

Country	Source	Poliovirus type 2 by month																						
		2017												2018										
		Jan	Feb	Mar	Apr	May	Jun	Jul	Aug	Sep	Oct	Nov	Dec	Jan	Feb	Mar	Apr	May						
V2	S2	V2	S2	V2	S2	V2	S2	V2	S2	V2	S2	V2	S2	V2	S2	V2	S2	V2	S2					
AFG	AFP																							
	Contact																							
	Others*		1																					
BAH	AFP																							
	Contact																							
	Others*																							
DJI	AFP																							
	Contact																							
	Others*																							
EGY	AFP		1																					
	Contact																							
	Others*																							
IRN	AFP																							
	Contact																							
	Others*																							
IRQ	AFP			1																				
	Contact																							
	Others*																							
JOR	AFP																							
	Contact																							
	Others*																							
KWT	AFP																							
	Contact																							
	Others*																							
LEB	AFP																							
	Contact																							
	Others*																							
LIB	AFP																							
	Contact																							
	Others*																							
MOR	AFP																							
	Contact																							
	Others*																							
OMA	AFP																							
	Contact																							
	Others*																							
PAK	AFP	1		5	1					1														
	Contact		1	1	2																			
	Others*	5	9	11	10	3	6	3	1	1	2													
PNA	AFP																							
	Contact																							
	Others*																							
QAT	AFP																							
	Contact																							
	Others*																							
SAA	AFP																							
	Contact																							
	Others*																							
SUD	AFP																							
	Contact																							
	Others*																							
SOM	AFP																		1					
	Contact																		2					
	Others*									1	1			2	2	4	1	4	1	4				
SYR	AFP			2	4	15	12	8	22	2	3													
	Contact			2	1	17	11	7	22	5	1								1					
	Others*							2	2	1			1			1		1						
TUN	AFP																							
	Contact																							
	Others*																							
UAE	AFP																							
	Contact																							
	Others*																							
YEM	AFP																							
	Contact																							
	Others*																							
EMR	AFP	1	1	1	2	5	4	1	15	12	8	22	3	3						1				
	Contact			1	1	2	2	17	11	7	22	5	1						1	2				
	Others*	6	9	11	1	10	3	6	3	1	1	2	2	1	1	1	1	2	2	5	1	5	1	5

VDPV2  
 \*Other: Healthy children, PIDs  
 \*\* VPDP2 isolated from index and contact at the same time



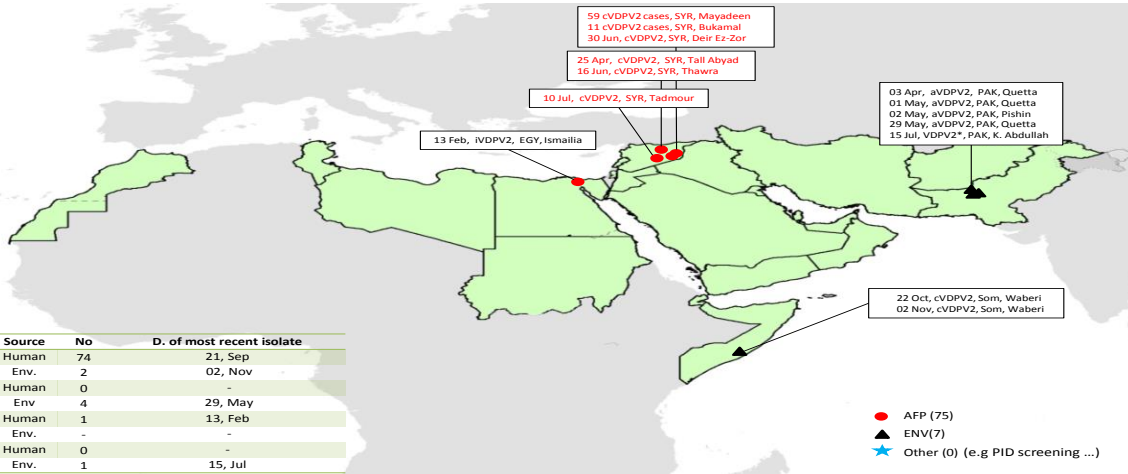
### Sabin Like Type-2 Poliovirus Isolates (H & E) EMR, 2016-17-18



\* Focused tOPV campaign in El Tur district (S. Sana/Egy) as a response to VDPV2 isolation

tOPV SIA  
mOPV2 SIA

### VDPV2 isolates, EMR countries, 2017



### VDPV2 isolates, EMR countries, 2018

