

Highlights of this Polio Fax Bulletin No. 1025 for Week 21 2018

I. Poliovirus Transmission

1. **One new wild poliovirus type-1 (WPV1) case** is reported this week from Afghanistan.
 - i. The case is in Shahwalikot district of Kandhar province in Afghanistan. The 14-month old female child has onset of paralysis on 27 April 2018.
 - ii. The child did not receive any vaccination due to parental refusal
 - iii. Shahwalikot district reported two cases earlier this year and 5 cases in 2017, onset of cases are between 19 June 2017 and 27 April 2018.
 - iv. A thorough investigation by the Regional and National Rapid Response Teams have been initiated and further response will be strategized based on outcome of investigation and Southern Corridor Action Plan in the Emergency Operation Center.
 - v. In 2018, total WPV1 cases are 9 so far (Afghanistan – 8 and Pakistan – 1).
2. No new isolate of circulating vaccine derived poliovirus type-2 (cVDPV2) from human or environmental samples.
 - i. The most recent cVDPV2 case had onset of paralysis on 21 September 2017 in Syria.
 - ii. The most recent positive environmental sample for cVDPV2 is from Somalia and sample was collected on 19 April 2018.
3. No new cVDPV3 isolate from human or environmental samples.
 - i. The most recent positive environmental sample for cVDPV2 is from Somalia and sample was collected on 19 April 2018.
4. **Six new WPV1 isolates from environmental samples** are reported this week, including two from Afghanistan and four from Pakistan.
 - i. Afghanistan: both positive environmental samples are from Jalalabad district, Nangarhar province.
 - ii. Pakistan: positive environmental samples include one each from Peshawar (Khyber Pakhtunkhwa) and Karachi Gadap (Sindh); and two from Rawlapindi (Punjab).
 - iii. WPV1 has been isolated from environmental sampling in widespread area of Pakistan and Afghanistan.
 - iv. The most recent positive sample was collected on 10 May in Pakistan and 24 April in Afghanistan.

II. Surveillance performance indicators

1. Eighteen of 22 member states are meeting the global target of the two key surveillance indicators, namely non polio AFP rate of 2 per 100,000 children below 15 years and percent AFP cases with adequate specimen 80% and above.
 - i. Djibouti is missing both indicators. No AFP case reported since April 2017!
 - ii. Morocco, Oman and Tunisia have below 80% AFP cases with adequate specimen.
2. Yemen has the highest number of 2017 AFP cases (107), which are not yet finally classified. Four other countries having pending case(s) of 2017 include Kuwait (1), Somalia (1), Djibouti (4) and Pakistan (6).



AFP SURVEILLANCE

28-May-18

Week 21, ending 27 May 2018

Number 1025

Table 1: Acute Flaccid Paralysis (AFP) cases by week of onset

Country	Reported AFP cases by week of onset - Week (21/18) / Ending on : 27/05/2018														
	Total AFP 2016	Total AFP 2017	Total AFP to date, 2018	W10 11 Mar 18	W11 18 Mar 18	W12 25 Mar 18	W13 01 Apr 18	W14 08 Apr 18	W15 15 Apr 18	W16 21 Apr 18	W17 29 Apr 18	W18 06 May 18	W19 13 May 18	W20 20 May 18	W21 27 May 18
Afghanistan	2905	3094	1375	75	61	59	66	65	71	64	50	85	65	41	9
Bahrain	14	18	19	0	1	0	0	1	0	2	1	1	0	1	1
Djibouti	3	4	0												
Egypt	1092	1242	558	29	38	31	25	26	29	21	20	34	24	20	3
Iran	776	820	336	12	8	7	13	19	18	20	19	19	9	9	0
Iraq	605	699	394	19	14	17	19	18	21	28	14	20	15	8	
Jordan ****	107	116	59	2	0	4	1	2	4	6	5	7	2	4	1
Kuwait	50	69	35	0	2	4	2	2	3	4	1	2	2	0	1
Lebanon ****	111	75	38	5	0	3	0	1	2	0	1	1	5	3	
Libya	70	88	47	1	0	1	2	8	0	5	3	4	3	3	0
Morocco	84	143	74	6	2	4	8	1	1	3	3	3	4	1	
Oman	39	40	12	0	1	0	1	0	0	1	1	2	0	0	1
Pakistan	7848	10314	4152	211	245	217	218	274	223	200	179	235	70	1	0
Palestine ****	46	43	20	0	0	0	0	1	0	0	2	1	2	0	0
Qatar	9	18	8	1	0	0	1	0	1	0	1	0	1	1	0
Saudi Arabia	273	276	87	7	9	4	3	8	4	7	2	7	4	1	0
Somalia	316	345	135	4	5	7	6	4	8	6	8	5	8	3	0
Sudan	509	570	221	5	8	18	12	9	12	16	9	10	5	1	0
Syria ****	303	362	150	15	9	9	8	7	6	3	3	4	4	2	
Tunisia	90	67	27	1	0	0	2	2	0	0	1	1	0	0	
U.A.E	42	58	20	0	2	0	0	1	1	0	1	1	1	1	0
Yemen	715	713	331	21	21	21	23	12	12	10	16	8	8	2	
Total EMR	16007	19174	8098	414	426	406	410	461	416	396	340	450	232	102	16

□ No data = No report received

Table 2: Confirmed polio cases by month of onset

Country	Total year 2016	Total year 2017	27/05		Confirmed polio cases by month of onset											
			2017	2018	June 2017	July 2017	August 2017	September 2017	October 2017	November 2017	December 2017	January 2018	February 2018	March 2018	April 2018	May 2018
Afghanistan	13	14	4	8	1	1	0	1	3	2	2	3	3	1	1	
Bahrain	0	0	0	0	0	0	0	0	0	0	0	0	0	0		
Djibouti	0	0	0	0												
Egypt	0	0	0	0	0	0	0	0	0	0	0	0				
Iran	0	0	0	0	0	0	0	0	0	0	0	0	0	0		
Iraq	0	0	0	0	0	0	0	0	0	0	0	0	0	0	0	
Jordan ****	0	0	0	0	0	0	0	0	0	0	0	0	0	0		
Kuwait	0	0	0	0	0	0	0	0	0	0	0	0	0	0		
Lebanon ****	0	0	0	0	0	0	0	0	0	0	0	0	0	0		
Libya	0	0	0	0	0	0	0	0	0	0	0	0	0	0	0	
Morocco	0	0	0	0	0	0	0	0	0	0	0	0	0			
Oman	0	0	0	0	0	0	0	0	0	0	0	0	0	0		
Pakistan	20	8	2	1	1	0	2	0	0	3	0	0	0	1		
Palestine ****	0	0	0	0	0	0	0	0	0	0	0	0	0	0	0	
Qatar	0	0	0	0	0	0	0	0	0	0	0	0	0	0		
Saudi Arabia	0	0	0	0	0	0	0	0	0	0	0	0	0			
Somalia	0	0	0	0	0	0	0	0	0	0	0	0	0	0		
Sudan	0	0	0	0	0	0	0	0	0	0	0	0	0	0		
Syria ****	0	0	0	0	0	0	0	0	0	0	0	0	0	0		
Tunisia	0	0	0	0	0	0	0	0	0	0	0	0	0	0	0	
U.A.E	0	0	0	0	0	0	0	0	0	0	0	0	0	0		
Yemen	0	0	0	0	0	0	0	0	0	0	0	0	0	0		
Total EMR	33	22	6	9	2	1	2	1	3	5	2	3	3	2	1	0

**** UNRWA cases are included with those of country of residence



Table 3: Investigation of AFP cases with paralysis onset in 2017 & 2018 up to Week (21/18) / Ending on : 27/05/2018

COUNTRY	2017												2018												Latest line List Date
	AFP									Specimen	Wild cases ****		AFP									Specimen	Wild cases ****		
	Total AFP cases onset 2017	Case classification					Non polio AFP rate **	AFP cases pending classification > 90 days from onset of paralysis	AFP cases pending classification and lab > 90 days from onset of paralysis	% with *** adequate specimens	Wild P1 Poliovirus	Wild P3 Poliovirus	Total AFP cases onset 2018	Case classification					Annualized Non polio AFP rate **	AFP cases pending classification > 90 days from onset of paralysis	AFP cases pending classification and lab > 90 days from onset of paralysis	% with *** adequate specimens	Wild P1 Poliovirus	Wild P3 Poliovirus	
		Total Confirmed Polio Cases *	Polio Compatible	Pending Classification	Discarded (non polio AFP)	VDPV								Total Confirmed Polio Cases *	Polio Compatible	Pending Classification	Discarded (non polio AFP)	VDPV							
Afghanistan	3094	14	0	0	3080	1	15.2	0	0	93.5	14	0	1375	8	0	330	1037	0	16.8	8	3	95.4	8	0	27-05-2018
Bahrain	18	0	0	0	18	0	6.2	0	0	100.0	0	0	19	0	0	13	6	0	16.3	5	0	89.5	0	0	27-05-2018
Djibouti	4	0	0	4	0	0	1.3	4	4	100.0	0	0	0	0	0	0	0	0	0.0	0	0		0	0	10-04-2017
Egypt	1242	0	0	0	1240	2	3.3	0	0	94.4	0	0	558	0	0	91	467	0	3.6	0	0	91.6	0	0	24-05-2018
Iran	820	0	0	0	820	0	4.3	0	0	96.7	0	0	336	0	0	26	310	0	4.3	0	0	95.2	0	0	27-05-2018
Iraq	699	0	0	0	699	0	4.7	0	0	86.7	0	0	394	0	0	102	292	0	6.4	11	0	89.1	0	0	26-05-2018
Jordan	116	0	0	0	116	0	4.2	0	0	100.0	0	0	59	0	0	38	21	0	5.2	0	0	96.6	0	0	24-05-2018
Kuwait	69	0	0	1	68	0	7.5	1	0	92.8	0	0	35	0	0	6	29	0	9.4	0	0	88.6	0	0	27-05-2018
Lebanon	75	0	0	0	75	0	4.0	0	0	80.0	0	0	38	0	0	10	28	0	5.1	0	0	100.0	0	0	24-05-2018
Libya	88	0	0	0	88	0	4.3	0	0	96.6	0	0	47	0	0	10	37	0	4.7	0	0	93.6	0	0	27-05-2018
Morocco	143	0	0	0	143	0	1.3	0	0	67.1	0	0	74	0	0	20	54	0	2.0	3	0	78.4	0	0	18-05-2018
Oman	40	0	0	0	40	0	4.5	0	0	90.0	0	0	12	0	0	3	9	0	3.4	0	0	75.0	0	0	28-05-2018
Pakistan	10314	8	2	6	10298	0	13.2	6	0	85.7	8	0	4152	1	0	541	3610	0	13.2	106	0	89.3	1	0	27-05-2018
Palestine	43	0	0	0	43	0	2.3	0	0	97.7	0	0	20	0	0	7	13	0	2.6	1	0	100.0	0	0	27-05-2018
Qatar	18	0	0	0	18	0	6.1	0	0	100.0	0	0	8	0	0	6	2	0	5.6	0	0	100.0	0	0	27-05-2017
Saudi Arabia	276	0	0	0	276	0	3.5	0	0	98.9	0	0	87	0	0	84	3	0	2.7	24	22	95.4	0	0	27-05-2018
Somalia	345	0	0	1	344	0	6.0	1	1	99.1	0	0	135	0	0	27	108	0	5.3	0	0	98.5	0	0	27-05-2018
Sudan	570	0	0	0	570	0	3.2	0	0	96.3	0	0	221	0	0	21	200	0	3.0	3	0	98.2	0	0	27-05-2018
Syria	362	0	1	0	287	74	4.7	0	0	80.9	0	0	150	0	0	14	136	0	4.8	0	0	86.7	0	0	26-05-2018
Tunisia	67	0	0	0	67	0	2.5	0	0	74.6	0	0	27	0	0	2	25	0	2.6	0	0	70.4	0	0	25-05-2018
U.A.E	58	0	0	0	58	0	5.7	0	0	96.6	0	0	20	0	0	4	16	0	4.0	0	0	100.0	0	0	27-05-2018
Yemen	713	0	0	107	606	0	5.2	107	81	90.2	0	0	331	0	0	316	15	0	5.8	140	135	95.8	0	0	26-05-2018
EMR	19174	22	3	119	18954	77	7.7	119	86	88.9	22	0	8098	9	0	1671	6418	0	8.0	301	160	91.4	9	0	
2016	16008	33	5	1	15961	8	6.4	0	0	89.6	33	0													

* Confirmed polio cases refer to wild isolation from AFP cases or from contacts of negative index AFP cases

** Non-polio AFP per 100,000 children <15 years

*** Adequate here refers to two stool specimens collected at least 24 hours apart, within 14 days of paralysis onset

**** AFP cases co infected with P1 and P3 are counted separately as wild isolates



World Health Organization – Regional Office for Eastern Mediterranean
AFP SURVEILLANCE
Week 21, ending 27 May 2018

28-May-18
Number 1025

Table 4 (a): Lab results of contacts' samples in EMR, 2017 - 2018

COUNTRY	2017						2018					
	# OF CONTACTS	LAB RESULTS					# OF CONTACTS	LAB RESULTS				
		WILD	VDPV	SL	NPEV	PENDING		WILD	VDPV	SL	NPEV	PENDING
AFG	1424	1	0	88	347	0	362	0	0	19	46	61
BAH	2	0	0	0	0	0	2	0	0	0	0	1
DJI	0	0	0	0	0	0	0	0	0	0	0	0
EGY	450	0	0	9	63	18	198	0	0	10	22	21
IRN	143	0	0	5	1	0	47	0	0	2	2	0
IRQ	698	0	0	18	101	16	394	0	0	7	47	36
JOR	2	0	0	0	0	0	0	0	0	0	0	0
KUW	8	0	0	0	0	2	0	0	0	0	0	0
LEB	92	0	0	2	3	21	71	0	0	1	2	32
LIB	4	0	0	0	0	1	0	0	0	0	0	0
MOR	87	0	0	0	7	0	33	0	0	0	4	13
OMA	115	0	0	1	24	1	36	0	0	1	8	0
PAK	3758	2	0	234	897	0	1522	0	0	75	184	127
PAL	0	0	0	0	0	0	0	0	0	0	0	0
QAT	0	0	0	0	0	0	0	0	0	0	0	0
SAA	0	0	0	0	0	0	0	0	0	0	0	0
SOM	1035	0	0	37	113	4	405	0	0	22	14	83
SUD	385	0	0	6	32	46	143	0	0	1	11	39
SYR	570	0	63	3	11	0	290	0		2	2	14
TUN	26	0	0	0	0	0	9	0	0	0	0	0
UAE	2	0	0	0	0	0	0	0	0	0	0	0
YEM	1737	0	0	43	114	667	713	0	0	0	0	713
EMR	10538	3	63	446	1713	776	4225	0	0	140	342	1140

Table 4 (B): Most recent wild contacts in EMRO, 2017 - 2018

Year	Country	Data	
		Count of wild contacts	Date of Most Recent stool collection
2017	Pakistan	2	04-12-17
	Afghanistan	1	21-05-17
2017 Total		3	04-12-17

Table 4 (C): Number and distribution by district of -ve index AFP cases identified as wild positive by contact in EMR, 2017-2018

YEAR	COUNTRY	PROVINCE	DISTRICT	COUNT	First case	Last case
2017	AFG	HILMAND	NAWZAD	1	16-04-17	16-04-17
	AFG Total				1	16-04-17



Table 5: Laboratory investigation of AFP cases with paralysis onset in 2018 up to Week (21/18) / Ending on : (27/05/2018)

Country	Polio laboratories Sequencing performed by EGY, PAK, TUN, CDC and RIVM laboratories	AFP cases with specimens	Preliminary virus isolation results of AFP cases						Poliovirus intratypic differentiation results #									Indicators				Latest report Date				
			Referred for ITD		NPEV only	Negative	Pending		Type 1			Type 2			Type 3			Discordant pending sequence	NPEV by PCR	Non-EV	Pending ITD		% specimens positive for NPEV*	% AFP cases with culture results within 14 days	% AFP cases with ITD results within 7 days	% AFP cases with ITD results within 45 days of onset**
			L20B+	L20B+ NPEV			received < / = 14 days	received > 14 days ago	Wild	Sabin	VDPV	Wild	Sabin	VDPV	Wild	Sabin	VDPV									
Afghanistan	RRL Pakistan	1326	75	7	167	931	124	22	8	53						46						12%	80%	100%	98%	26/05/2018
Bahrain	PNL Oman	12				12																0%	100%		42%	21/05/2018
Djibouti	NPL Kenya																									10/04/2017
Egypt***	RRL Egypt	544	19	6	51	411	42	16		8						15		4		1		9%	100%	100%	99%	24/05/2018
Iran	NPL Iran	356	9		6	308	31	2		6						3					1	1%	99%	100%	99%	26/05/2018
Iraq	RRL Egypt	394	10		42	302	34	6		6						3				1		12%	100%	100%	89%	24/05/2018
Jordan	RRL EGYPT	64	2		5	53	4			1						2						12%	100%	100%	67%	27/05/2018
Kuwait	RRL Kuwait	33			2	24		7														3%	100%		100%	13/05/2018
Lebanon	NPL Jordan	37	2		2	29	4															5%	100%			24/05/2018
Libya	RRL Tunisia	40	1		2	32	2	3								1						6%	100%	100%	94%	18/05/2018
Morocco	NPL Morocco	56			1	50		5														5%	100%		98%	20/04/2018
Oman	NPL Oman	11			2	8	1															22%	90%		100%	21/05/2018
Pakistan	RRL Pakistan	4104	196	16	587	3059	186	60	1	137						150				1		13%	81%	99%	97%	26/05/2018
Palestine & UNRWA		20			2	16	2															11%	72%		100%	20/05/2018
Qatar	NPL Oman	7				6	1															0%	80%		100%	21/05/2018
Saudi Arabia	NPL Oman	84	2			68	5	11														0%	100%			23/05/2018
Somalia	NPL Kenya	135	9		7	92	8	19		6		2				5						6%	15%		100%	20/05/2018
Sudan	RRL Egypt	216	4		17	186	4	5		3						1				3		11%	100%	100%	57%	21/05/2018
Syria	RRL Egypt	146	2		3	134	7			1												1%	100%	100%	50%	24/05/2018
Tunisia	RRL Tunisia	35				31	2	2														0%	100%		100%	18/05/2018
U.A.E	NPL Oman	16				16																0%	75%		81%	21/05/2018
Yemen	RRL Egypt																									24/05/2018
Total EMR 2018		7636	331	29	896	5768	457	158	9	221		2			226		1	9		1		11%	85%	99%	98%	
Total EMR 2017		18238	941	103	3557	13615		21	21	597		10	34 *	705	1	21	25	4				16%	98%	99%	96%	

* Specimens from all sources including non-AFP cases, excluding environmental samples

* In 2017, 41 cVDPV2 were isolated from Syria by other Global Polio Laboratories Network (GPLN)

** This indicator reflects surveillance and laboratory activities

Syria reported a total of 74 cVDPV2 cases in 2017 out of which 8 were identified by positive contacts



Table 6: Environmental isolate by year and type

Country	Status	2015	2016	2017	2018
AFG	NEGATIVE	129	183	274	94
	PENDING				8
	WILD	20	2	42	18
AFG Total		149	185	316	120
EGY	NEGATIVE	495	528	522	195
	PENDING				20
	VDPV2	3	1		
EGY Total		498	529	522	215
IRN	NEGATIVE			6	14
IRN Total				6	14
JOR	NEGATIVE		2	32	8
	PENDING				6
JOR Total			2	32	14
LEB	NEGATIVE		4	27	5
	PENDING				9
LEB Total			4	27	14
PAK	NEGATIVE	347	462	523	204
	PENDING				18
	WILD	79	59	105	33
	WILD & VDPV2	5	3	1	
	VDPV2	8	5	4	
PAK Total		439	529	633	255
SOM	NEGATIVE			34	57
	PENDING				10
	VDPV2			2	6
	VDPV3				7
SOM Total			36	80	
SYR	NEGATIVE			4	17
	PENDING				6
SYR Total			4	23	
Grand Total		1086	1249	1576	735

Table 7: Environmental Wild/VDPV isolate by site

Country	COUNTRY	Status	PROVINCE	DISTRICT	Count	First date	Last date
2017	AFG	WILD	HILMAND	LASHKARGAH	8	26-Apr	26-Dec
				NAHR-E-SARAJ	1	25-Sep	25-Sep
				KABUL	1	25-Oct	25-Oct
				KANDAHAR	18	26-Jan	27-Dec
				ASADABAD	1	25-Dec	25-Dec
				BEHSUD	3	24-Sep	26-Dec
				JALALABAD	10	24-Jan	26-Dec
				AFG Total	42	24-Jan	27-Dec
	PAK	WILD	BALOCHISTAN	KABDULLAH	12	1-Jan	15-Oct
				LORALAI	3	17-Sep	17-Nov
				PISHIN	5	2-Jan	2-Oct
				QUETTA	12	1-Jan	20-Dec
				ZHOB	1	18-Dec	18-Dec
				ISLAMABAD	5	10-Feb	10-Jul
				KHYBER PAKHTUNKHWA	8	10-Jan	11-Dec
				PUNJAB	1	18-Dec	18-Dec
				MULTAN	1	9-Jan	9-Jan
				RAWALPINDI	8	10-Jan	10-Oct
				JACOBABAD	4	11-Aug	13-Dec
				KAMBAR	1	15-Aug	15-Aug
KHIBALDIA	2	8-Aug	3-Nov				
KHIGADAP	21	9-Jan	12-Dec				
KHIGIQBAL	6	3-Feb	10-Oct				
KHIKORANGI	1	16-Oct	16-Oct				
KHILANDHI	7	16-Mar	14-Dec				
KHISITE	5	7-Aug	4-Dec				
SUKKUR	2	11-Apr	19-Sep				
WILD & VDPV2	BALOCHISTAN	KABDULLAH	1	15-Jul	15-Jul		
VDPV2	BALOCHISTAN	PISHIN	1	2-May	2-May		
		QUETTA	3	3-Apr	29-May		
PAK Total	110	1-Jan	20-Dec				
SOM	VDPV2	BANADIR	WABERI	2	22-Oct	2-Nov	
SOM Total	2	22-Oct	2-Nov				
2017 Total				154	1-Jan	27-Dec	
2018	AFG	WILD	HILMAND	LASHKARGAH	1	8-Jan	8-Jan
				KABUL	1	26-Feb	26-Feb
				KANDAHAR	7	8-Jan	5-Apr
				BEHSUD	2	28-Jan	25-Feb
				JALALABAD	7	27-Jan	24-Apr
	AFG Total	18	8-Jan	24-Apr			
	PAK	WILD	BALOCHISTAN	KABDULLAH	1	1-Jan	1-Jan
				LORALAI	1	17-Mar	17-Mar
				QUETTA	3	13-Feb	28-Apr
				CDA	1	10-Jan	10-Jan
				KHYBER PAKHTUNKHWA	1	31-Mar	31-Mar
				KOHAT	2	5-Jan	27-Mar
				PESHAWAR	5	10-Jan	10-May
				PUNJAB	1	12-Feb	12-Feb
				RAWALPINDI	3	10-Jan	10-May
				SINDH	1	9-Feb	9-Feb
				JACOBABAD	2	12-Feb	7-Mar
				KAMBAR	2	7-Apr	7-May
				KHIGADAP	5	15-Feb	10-May
				KHILANDHI	2	10-Jan	20-Apr
KHISITE				1	1-Jan	1-Jan	
SUKKUR	1	8-Feb	8-Feb				
KHILIAQAT	1	7-Mar	7-Mar				
PAK Total	33	1-Jan	10-May				
SOM	VDPV2	BANADIR	HAMAR WEYN	4	4-Jan	19-Apr	
			HODAN	1	22-Feb	22-Feb	
			WABERI	1	1-Mar	1-Mar	
			HAMAR WEYN	5	8-Mar	5-Apr	
			WABERI	2	8-Mar	19-Apr	
VDPV3	BANADIR	WABERI	2	8-Mar	19-Apr		
SOM Total	13	4-Jan	19-Apr				
2018 Total				64	1-Jan	10-May	



Figure 1: Non Polio AFP Rate and Wild Virus in EMR 01/01/2018 - 27/05/2018

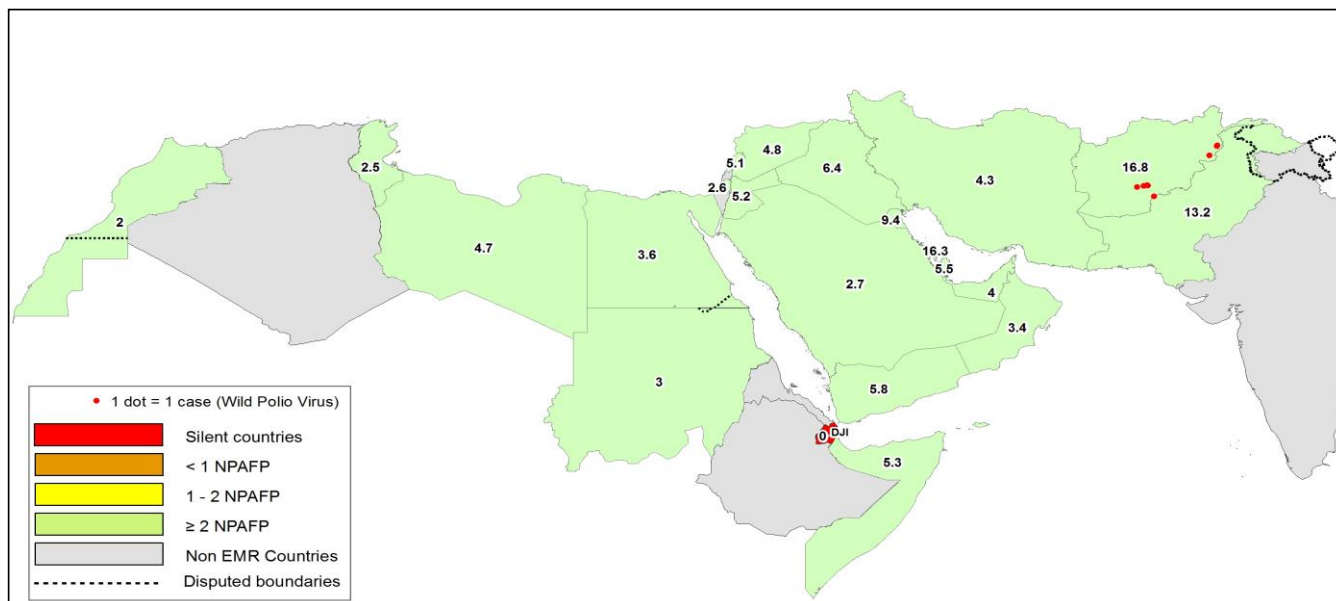


Figure 2: Percent of AFP cases with Adequate Samples & Compatible Cases in EMR 01/01/2018 - 27/05/2018

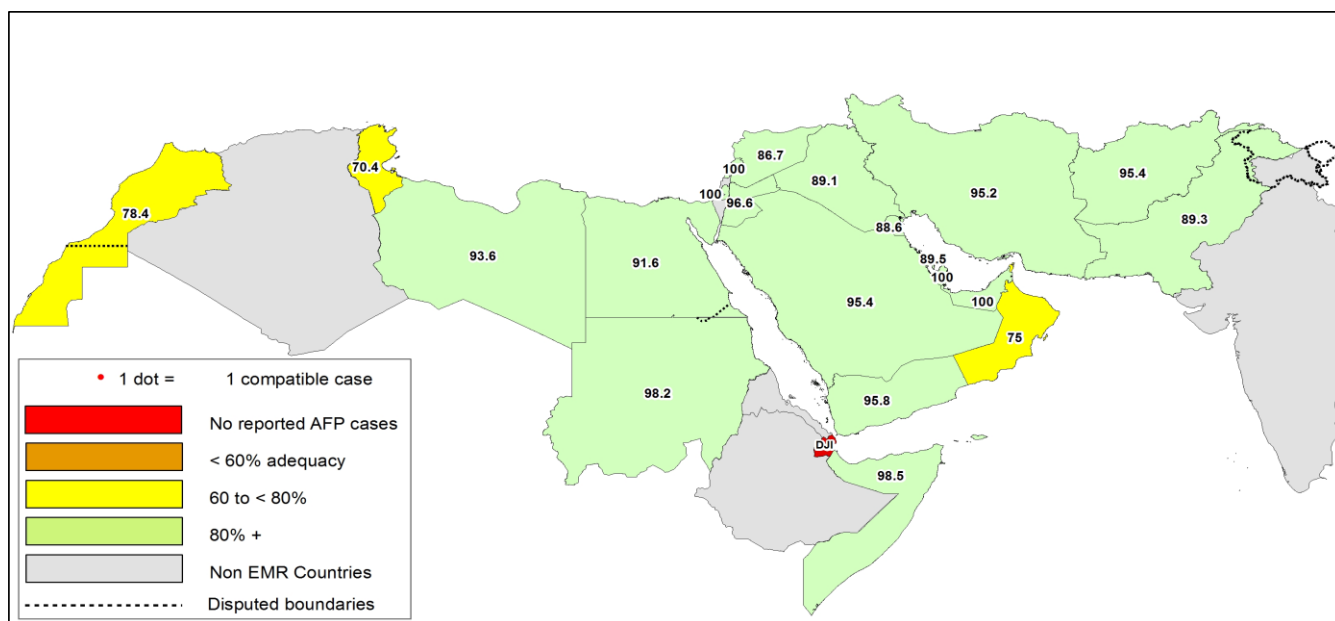


Table 8: Wild polio cases by country and date of onset of paralysis in EMR, 2017 - 2018

Year	COUNTRY	P1		
		Count	First Case	Last Case
2018	AFG	8	01-01-18	27-04-18
	PAK	1	08-03-18	08-03-18
2018 Total		9	01-01-18	27-04-18
2017	AFG	14	13-01-17	28-12-17
	PAK	8	28-01-17	15-11-17
2017 Total		22	13-01-17	28-12-17

Last reported wild Polio P3 from Pakistan with date of onset 18/04/2012



Figure 3: Non Polio AFP rate by Province in Afghanistan & by District in Pakistan 01/01/2018 - 27/05/2018

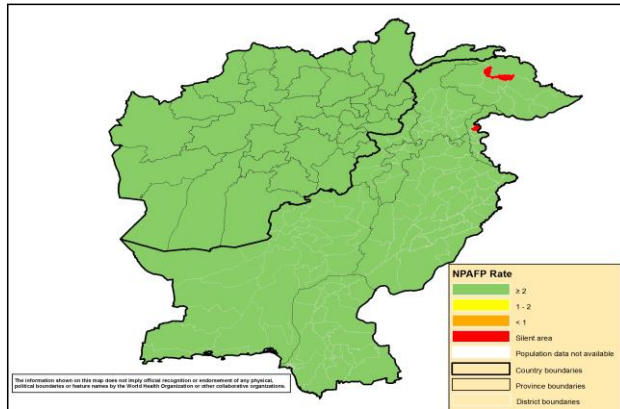


Figure 4: Percent of AFP cases with Adequate Samples in Afghanistan by Province & Pakistan by District 01/01/2018 - 27/05/2018

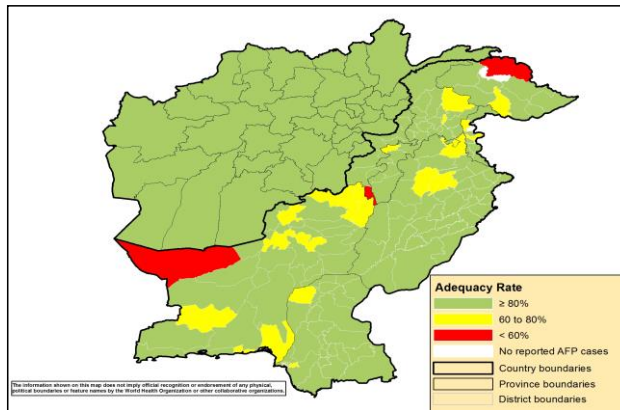
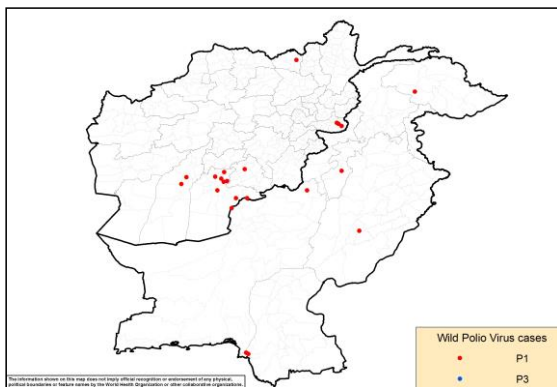


Figure 5: Wild Virus Cases by Type & District in Afghanistan & Pakistan

5a: 01/01/2017 - 31/12/2017



5b: 01/01/2018 - 27/05/2018

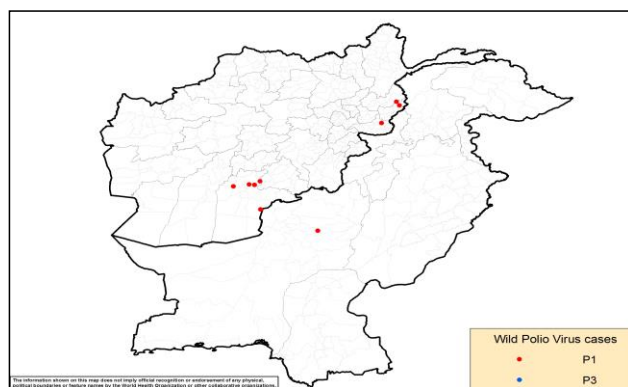




Table 9: Wild Polio cases by district and date of onset of paralysis, Afghanistan 2017-2018

ONSETYR	PROVINCE	DISTRICT	Count	First case	Last case
2018	KANDAHAR	SHAHWALIKOT	3	05-01-18	27-04-18
		KHAKREZ	1	25-02-18	25-02-18
		SPINBOLDAK	1	06-01-18	06-01-18
	KUNAR	GHAZIABAD	2	14-02-18	03-03-18
	NANGARHAR	KAMA	1	01-01-18	01-01-18
2018 Total			8	01-01-18	27-04-18
2017	KANDAHAR	SPINBOLDAK	1	28-12-17	28-12-17
		SHAHWALIKOT	5	19-06-17	03-12-17
		KANDAHAR	1	13-01-17	13-01-17
	NANGARHAR	MUHMAND DARABATIKOT	1	05-11-17	05-11-17
		BATIKOT	2	15-09-17	11-10-17
	ZABUL	ARGHANDAB (Z)	1	10-07-17	10-07-17
	HILMAND	NAWZAD	1	16-04-17	16-04-17
		NAHR-E-SARAJ	1	21-01-17	21-01-17
KUNDUZ	DASHT-E-ARCHI	1	21-02-17	21-02-17	
2017 Total			14	13-01-17	28-12-17

Table 10: Wild Polio cases by district and date of onset of paralysis, Pakistan 2017-2018

ONSETYR	PROVINCE	DISTRICT	Count	First case	Last case
2018	BALUCHISTAN	DUKKI	1	08-03-18	08-03-18
2018 Total			1	08-03-18	08-03-18
2017	BALUCHISTAN	ZHOB	1	15-11-17	15-11-17
		KABDULAH	2	11-06-17	13-11-17
	SINDH	KHIGADAP	1	09-11-17	09-11-17
		KHIGIQBAL	1	11-08-17	11-08-17
	KHYBER PAKHTOON	LAKKIMRWT	1	21-08-17	21-08-17
	GILGIT BALTISTAN	DIAMER	1	13-02-17	13-02-17
PUNJAB	LODHRAN	1	28-01-17	28-01-17	
2017 Total			8	28-01-17	15-11-17

Table 11: Circulating VDPV cases and date of onset of paralysis in EMR countries by districts 2017-2018

Year	COUNTRY	PROVINCE	DISTRICT	Count	First Case	Last Case
2017	SYR	HOMS	TADMOUR	1	10-07-17	10-07-17
		DEIR_AL_ZOUR	DEIR ALZOUR	1	30-06-17	30-06-17
		DEIR_AL_ZOUR	BOKAMAL	12	25-06-17	21-09-17
		DEIR_AL_ZOUR	MAYADEEN	58	05-03-17	09-09-17
		RAQUA	THAWRA	1	16-06-17	16-06-17
		RAQUA	TALABYAD	1	25-04-17	25-04-17
SYR Total				74	05-03-17	21-09-17
2017 Total				74	05-03-17	21-09-17



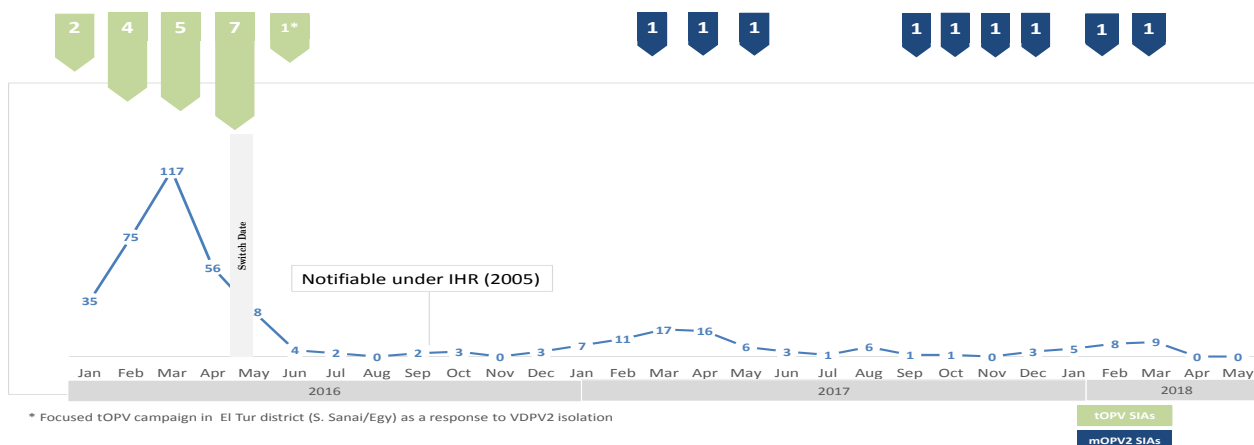
Table 12: VDPV2 and Sabin Like 2 isolates, EMRO countries 2017 - 2018

Country	Source	Poliovirus type 2 by month																			
		2017												2018							
		Jan	Feb	Mar	Apr	May	Jun	Jul	Aug	Sep	Oct	Nov	Dec	Jan	Feb	Mar	Apr	May			
V2	S2	V2	S2	V2	S2	V2	S2	V2	S2	V2	S2	V2	S2	V2	S2	V2	S2	V2	S2		
AFG	AFP																				
	Contact																				
	Others*		1																		
BAH	AFP																				
	Contact																				
	Others*																				
DJI	AFP																				
	Contact																				
	Others*																				
EGY	AFP		1																		
	Contact																				
	Others*																				
IRN	AFP																				
	Contact																				
	Others*																				
IRQ	AFP			1																	
	Contact																				
	Others*																				
JOR	AFP																				
	Contact																				
	Others*																				
KWT	AFP																				
	Contact																				
	Others*																				
LEB	AFP																				
	Contact																				
	Others*																				
LIB	AFP																				
	Contact																				
	Others*																				
MOR	AFP																				
	Contact																				
	Others*																				
OMA	AFP																				
	Contact																				
	Others*																				
PAK	AFP	1		5	1					1											
	Contact		1	1	2																
	Others*	5	9	11	10	3	6	3	1	1	2										
PNA	AFP																				
	Contact																				
	Others*																				
QAT	AFP																				
	Contact																				
	Others*																				
SAA	AFP																				
	Contact																				
	Others*																				
SUD	AFP																				
	Contact																				
	Others*																				
SOM	AFP																				
	Contact																				
	Others*																				
SYR	AFP		2	4	15	12	8	22	2	3											
	Contact			2	1	17	11	7	22	5	1										
	Others*																				
TUN	AFP																				
	Contact																				
	Others*																				
UAE	AFP																				
	Contact																				
	Others*																				
YEM	AFP																				
	Contact																				
	Others*																				
EMR	AFP	1	1	1	2	5	4	1	15	12	8	22	3	3							
	Contact																				
	Others*	6	9		11	1	10	3	6		3	1	1	2							
VDPV2	AFP																				
	Contact																				
	Others*																				

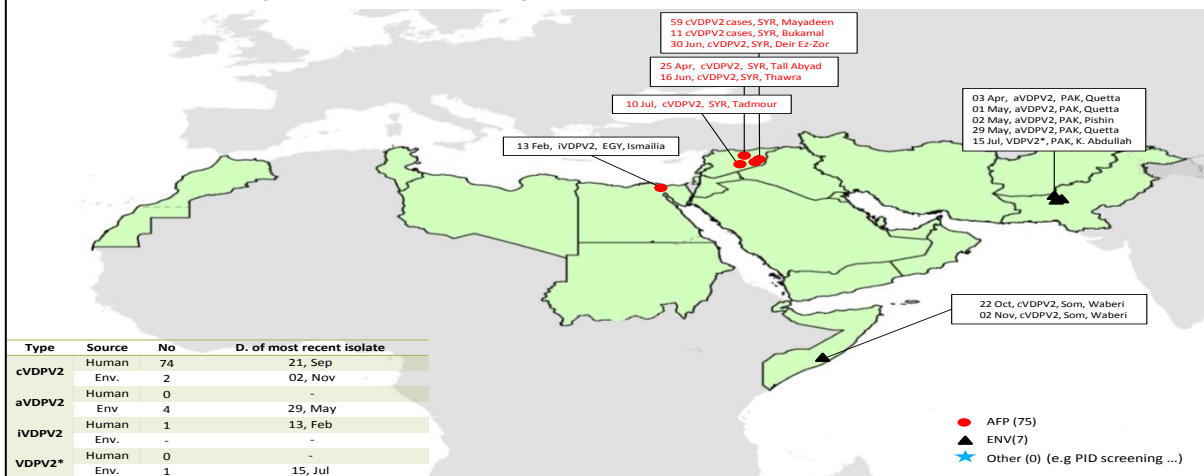
*Other: Healthy children, PIDs
 ** VDPV2 isolated from index and contact at the same time



Sabin Like Type-2 Poliovirus Isolates (H & E) EMR, 2016-17-18



VDPV2 isolates, EMR countries, 2017



VDPV2 isolates, EMR countries, 2018

