

## **Highlights of this Polio Fax Bulletin No. 1026 for Week 22 2018**

### **I. Poliovirus Transmission**

1. **One new wild poliovirus type-1 (WPV1) case** is reported this week from Pakistan.
  - i. The case is in Dukki district of Balochistan province in Pakistan. The 18-month old female child has onset of paralysis on 15 April 2018.
  - ii. The child received 7 doses of OPV per parental recall, all through vaccination campaigns.
  - iii. The new case is second case from district this year and second case from Pakistan this year, as well. Onset of cases are between 8 March 2018 and 15 April 2018.
  - iv. In 2018, total WPV1 cases are 10 so far (Afghanistan – 8 and Pakistan – 2).
2. No new isolate of circulating vaccine derived poliovirus type-2 (cVDPV2) from human or environmental samples.
  - i. The most recent cVDPV2 case had onset of paralysis on 21 September 2017 in Syria.
  - ii. The most recent positive environmental sample for cVDPV2 is from Somalia and sample was collected on 19 April 2018.
3. No new cVDPV3 isolate from human or environmental samples.
  - i. The most recent positive environmental sample for cVDPV3 is from Somalia and sample was collected on 19 April 2018.
4. **One new WPV1 isolates from environmental samples** is reported this week from Afghanistan. The environmental sample is from a new infected district namely Asadabad district in Kunar province of the Eastern Region.
  - i. WPV1 has been isolated from environmental sampling in widespread area of Pakistan and Afghanistan.
  - ii. The most recent positive sample was collected on 10 May in Pakistan and 24 April in Afghanistan.

### **II. Surveillance performance indicators**

1. Nineteen of 22 member states are meeting the global target of the two key surveillance indicators, namely non polio AFP rate of 2 per 100,000 children aged below 15 years and percent AFP cases with adequate specimen 80% and above.
  - i. Djibouti is missing both indicators. No AFP case reported since April 2017!
  - ii. Oman and Tunisia have below 80% AFP cases with adequate specimen (75 and 74 percent respectively).
2. Yemen has the highest number of 2017 AFP cases (107), which are not yet finally classified. Three other countries having pending case(s) of 2017 include Somalia (1), Djibouti (4) and Pakistan (6).



AFP SURVEILLANCE

4-Jun-18

Week 22, ending 3 June 2018

Number 1026

Table 1: Acute Flaccid Paralysis (AFP) cases by week of onset

Country	Reported AFP cases by week of onset - Week (22/18) / Ending on : 03/06/2018														
	Total AFP 2016	Total AFP 2017	Total AFP to date, 2018	W11 18 Mar 18	W12 25 Mar 18	W13 01 Apr 18	W14 08 Apr 18	W15 15 Apr 18	W16 21 Apr 18	W17 29 Apr 18	W18 06 May 18	W19 13 May 18	W20 20 May 18	W21 27 May 18	W22 03 Jun 18
Afghanistan	2905	3094	1420	61	59	66	65	71	66	50	86	66	56	34	0
Bahrain	14	18	19	1	0	0	1	0	2	1	1	0	1	1	0
Djibouti	3	4	0												
Egypt	1092	1242	564	38	31	25	26	29	21	20	34	24	21	8	
Iran	776	820	351	8	7	12	19	18	20	19	21	15	14	3	
Iraq	605	699	415	14	17	19	18	22	27	14	22	16	17	9	
Jordan ****	107	116	60	0	4	1	2	4	6	5	7	2	4	2	0
Kuwait	50	69	35	2	4	2	2	3	4	1	2	2	0	1	0
Lebanon ****	111	75	40	0	3	0	1	2	0	1	1	5	4	1	
Libya	70	88	52	0	1	2	8	0	5	3	4	3	3	3	2
Morocco	84	143	79	2	4	8	1	1	3	3	3	4	5	1	
Oman	39	40	12	1	0	1	0	0	1	1	2	0	0	1	0
Pakistan	7848	10316	4428	247	217	219	274	226	210	185	266	213	74	3	0
Palestine ****	46	43	21	0	0	0	1	0	0	2	1	2	0	1	0
Qatar	9	18	8	0	0	1	0	1	0	1	0	1	1	0	0
Saudi Arabia	273	276	90	9	4	3	8	4	7	2	7	4	2	2	0
Somalia	316	345	142	5	7	6	4	8	6	8	5	8	7	2	1
Sudan	509	570	238	8	18	12	9	12	16	9	12	8	7	6	0
Syria ****	303	362	152	9	9	8	7	6	3	3	4	5	3	0	
Tunisia	90	67	35	0	0	2	2	0	1	2	2	1	1	3	
U.A.E	42	58	22	2	0	0	1	1	0	1	1	1	1	1	1
Yemen	715	713	331	21	21	23	12	12	10	16	8	8	2		
<b>Total EMR</b>	<b>16007</b>	<b>19176</b>	<b>8514</b>	<b>428</b>	<b>406</b>	<b>410</b>	<b>461</b>	<b>420</b>	<b>408</b>	<b>347</b>	<b>489</b>	<b>388</b>	<b>223</b>	<b>82</b>	<b>4</b>

☐ No data = No report received

Table 2: Confirmed polio cases by month of onset

Country	Total year 2016	Total year 2017	03/06		Confirmed polio cases by month of onset											
			2017	2018	July 2017	August 2017	September 2017	October 2017	November 2017	December 2017	January 2018	February 2018	March 2018	April 2018	May 2018	June 2018
Afghanistan	13	14	4	8	1	0	1	3	2	2	3	3	1	1		
Bahrain	0	0	0	0	0	0	0	0	0	0	0	0	0			
Djibouti	0	0	0	0												
Egypt	0	0	0	0	0	0	0	0	0	0	0		0			
Iran	0	0	0	0	0	0	0	0	0	0	0	0	0			
Iraq	0	0	0	0	0	0	0	0	0	0		0	0	0		
Jordan ****	0	0	0	0	0	0	0	0	0	0	0	0	0			
Kuwait	0	0	0	0	0	0	0	0	0	0	0	0	0	0		
Lebanon ****	0	0	0	0	0	0	0	0	0	0	0	0	0			
Libya	0	0	0	0	0	0	0	0	0	0	0	0	0	0		
Morocco	0	0	0	0	0	0	0	0	0	0		0				
Oman	0	0	0	0	0	0	0	0	0	0	0	0	0			
Pakistan	20	8	2	2	0	2	0	0	3	0	0	0	1	1		
Palestine ****	0	0	0	0	0	0	0	0	0	0	0	0	0	0		
Qatar	0	0	0	0	0	0	0	0	0	0	0	0	0	0		
Saudi Arabia	0	0	0	0	0	0	0	0	0	0						
Somalia	0	0	0	0	0	0	0	0	0	0	0	0	0			
Sudan	0	0	0	0	0	0	0	0	0	0	0	0	0			
Syria ****	0	0	0	0			0	0	0	0	0	0	0			
Tunisia	0	0	0	0	0	0	0	0	0	0	0	0	0	0		
U.A.E	0	0	0	0	0	0	0	0	0	0	0	0	0			
Yemen	0	0	0	0	0	0	0									
<b>Total EMR</b>	<b>33</b>	<b>22</b>	<b>6</b>	<b>10</b>	<b>1</b>	<b>2</b>	<b>1</b>	<b>3</b>	<b>5</b>	<b>2</b>	<b>3</b>	<b>3</b>	<b>2</b>	<b>2</b>	<b>0</b>	<b>0</b>

\*\*\*\* UNRWA cases are included with those of country of residence



Table 3: Investigation of AFP cases with paralysis onset in 2017 & 2018 up to Week (22/18) / Ending on : 03/06/2018

COUNTRY	2017												2018												Latest line List Date
	AFP									Specimen	Wild cases ****		AFP									Specimen	Wild cases ****		
	Total AFP cases onset 2017	Case classification					Non polio AFP rate **	AFP cases pending classification > 90 days from onset of paralysis	AFP cases pending classification and lab > 90 days from onset of paralysis		% with *** adequate specimens	Wild P1 Poliovirus	Wild P3 Poliovirus	Total AFP cases onset 2018	Case classification					Annualized Non polio AFP rate **	AFP cases pending classification > 90 days from onset of paralysis		AFP cases pending classification and lab > 90 days from onset of paralysis	% with *** adequate specimens	
		Total Confirmed Polio Cases *	Polio Compatible	Pending Classification	Discarded (non polio AFP)	VDPV				Total Confirmed Polio Cases *					Polio Compatible	Pending Classification	Discarded (non polio AFP)	VDPV							
Afghanistan	3094	14	0	0	3080	1	15.2	0	0	93.5	14	0	1420	8	0	165	1247	0	16.5	13	3	95.1	8	0	03-06-2018
Bahrain	18	0	0	0	18	0	6.2	0	0	100.0	0	0	19	0	0	13	6	0	15.5	5	0	89.5	0	0	03-06-2018
Djibouti	4	0	0	4	0	0	1.3	4	4	100.0	0	0	0	0	0	0	0	0	0.0	0	0		0	0	10-04-2017
Egypt	1242	0	0	0	1240	2	3.3	0	0	94.4	0	0	564	0	0	79	485	0	3.5	0	0	93.3	0	0	31-05-2018
Iran	820	0	0	0	820	0	4.3	0	0	96.7	0	0	351	0	0	22	329	0	4.3	0	0	95.2	0	0	02-06-2018
Iraq	699	0	0	0	699	0	4.7	0	0	86.7	0	0	415	0	0	118	297	0	6.4	10	0	89.2	0	0	02-06-2018
Jordan	116	0	0	0	116	0	4.2	0	0	100.0	0	0	60	0	0	36	24	0	5.0	0	0	98.3	0	0	03-06-2018
Kuwait	69	0	0	0	69	0	7.5	0	0	92.8	0	0	35	0	0	2	33	0	9.0	0	0	88.6	0	0	03-06-2018
Lebanon	75	0	0	0	75	0	4.0	0	0	80.0	0	0	40	0	0	12	28	0	5.1	0	0	97.5	0	0	01-06-2018
Libya	88	0	0	0	88	0	4.3	0	0	96.6	0	0	52	0	0	15	37	0	4.9	1	0	94.2	0	0	02-06-2018
Morocco	143	0	0	0	143	0	1.3	0	0	67.1	0	0	79	0	0	24	55	0	2.1	6	0	84.8	0	0	01-06-2018
Oman	40	0	0	0	40	0	4.5	0	0	90.0	0	0	12	0	0	2	10	0	3.3	0	0	75.0	0	0	03-06-2018
Pakistan	10316	8	2	6	10300	0	13.2	6	0	85.7	8	0	4428	2	0	567	3859	0	13.4	118	0	89.6	2	0	03-06-2018
Palestine	43	0	0	0	43	0	2.3	0	0	97.7	0	0	21	0	0	8	13	0	2.6	1	0	100.0	0	0	03-06-2018
Qatar	18	0	0	0	18	0	6.1	0	0	100.0	0	0	8	0	0	6	2	0	5.3	0	0	100.0	0	0	03-06-2017
Saudi Arabia	276	0	0	0	276	0	3.5	0	0	98.9	0	0	90	0	0	86	4	0	2.6	27	25	95.6	0	0	03-06-2018
Somalia	345	0	0	1	344	0	6.0	1	1	99.1	0	0	142	0	0	30	112	0	5.3	0	0	97.9	0	0	03-06-2018
Sudan	570	0	0	0	570	0	3.2	0	0	96.3	0	0	238	0	0	34	204	0	3.1	1	0	98.3	0	0	03-06-2018
Syria	362	0	1	0	287	74	4.7	0	0	80.9	0	0	152	0	0	15	137	0	4.7	0	0	86.2	0	0	02-06-2018
Tunisia	67	0	0	0	67	0	2.5	0	0	74.6	0	0	35	0	0	8	27	0	3.2	0	0	74.3	0	0	01-06-2018
U.A.E	58	0	0	0	58	0	5.7	0	0	96.6	0	0	22	0	0	6	16	0	4.2	0	0	100.0	0	0	03-06-2018
Yemen	713	0	0	107	606	0	5.2	107	81	90.2	0	0	331	0	0	316	15	0	5.6	164	157	95.8	0	0	26-05-2018
EMR	19176	22	3	118	18957	77	7.7	118	86	88.9	22	0	8514	10	0	1564	6940	0	8.0	346	185	91.6	10	0	
2016	16008	33	5	1	15961	8	6.4	0	0	89.6	33	0													

\* Confirmed polio cases refer to wild isolation from AFP cases or from contacts of negative index AFP cases

\*\* Non-polio AFP per 100,000 children <15 years

\*\*\* Adequate here refers to two stool specimens collected at least 24 hours apart, within 14 days of paralysis onset

\*\*\*\* AFP cases co infected with P1 and P3 are counted separately as wild isolates



World Health Organization – Regional Office for Eastern Mediterranean  
AFP SURVEILLANCE  
Week 22, ending 3 June 2018

4-Jun-18  
Number 1026

Table 4 (a): Lab results of contacts' samples in EMR, 2017 - 2018

COUNTRY	2017						2018					
	# OF CONTACTS	LAB RESULTS					# OF CONTACTS	LAB RESULTS				
		WILD	VDPV	SL	NPEV	PENDING		WILD	VDPV	SL	NPEV	PENDING
AFG	1424	1	0	88	347	0	382	0	0	23	60	41
BAH	2	0	0	0	0	0	2	0	0	0	0	1
DJI	0	0	0	0	0	0	0	0	0	0	0	0
EGY	450	0	0	9	63	18	201	0	0	10	22	21
IRN	143	0	0	5	1	0	67	0	0	2	2	0
IRQ	698	0	0	18	101	16	405	0	0	7	47	47
JOR	2	0	0	0	0	0	0	0	0	0	0	0
KUW	8	0	0	0	0	2	0	0	0	0	0	0
LEB	92	0	0	2	3	21	91	0	0	1	2	52
LIB	4	0	0	0	0	1	0	0	0	0	0	0
MOR	87	0	0	0	7	0	33	0	0	0	4	13
OMA	115	0	0	1	24	1	37	0	0	1	8	1
PAK	3758	2	0	234	897	0	1633	1	0	77	225	121
PAL	0	0	0	0	0	0	0	0	0	0	0	0
QAT	0	0	0	0	0	0	0	0	0	0	0	0
SAA	0	0	0	0	0	0	0	0	0	0	0	0
SOM	1035	0	0	37	113	4	420	0	0	22	21	83
SUD	385	0	0	6	32	46	151	0	0	1	11	42
SYR	570	0	63	3	11	0	301	0	0	2	2	20
TUN	26	0	0	0	0	0	9	0	0	0	0	0
UAE	2	0	0	0	0	0	0	0	0	0	0	0
YEM	1737	0	0	43	114	667	713	0	0	0	0	713
<b>EMR</b>	<b>10538</b>	<b>3</b>	<b>63</b>	<b>446</b>	<b>1713</b>	<b>776</b>	<b>4445</b>	<b>1</b>	<b>0</b>	<b>146</b>	<b>404</b>	<b>1155</b>

Table 4 (B): Most recent wild contacts in EMRO, 2017 - 2018

Year	Country	Data	
		Count of wild contacts	Date of Most Recent stool collection
2018	Pakistan	1	08-05-18
<b>2018 Total</b>		<b>1</b>	<b>08-05-18</b>
2017	Pakistan	2	04-12-17
	Afghanistan	1	21-05-17
<b>2017 Total</b>		<b>3</b>	<b>04-12-17</b>

Table 4 (C): Number and distribution by district of -ve index AFP cases identified as wild positive by contact in EMR, 2017-2018

YEAR	COUNTRY	PROVINCE	DISTRICT	COUNT	First case	Last case
2018	PAK	BALUCHISTAN	DUKKI	1	15-04-18	15-04-18
	<b>PAK Total</b>			<b>1</b>	<b>15-04-18</b>	<b>15-04-18</b>
2017	AFG	HILMAND	NAWZAD	1	16-04-17	16-04-17
	<b>AFG Total</b>			<b>1</b>	<b>16-04-17</b>	<b>16-04-17</b>



**Table 5: Laboratory investigation of AFP cases with paralysis onset in 2018 up to Week (22/18) / Ending on : (03/06/2018)**

Country	Polio laboratories  Sequencing performed by EGY, PAK, TUN, CDC and RIVM laboratories	AFP cases with specimens	Preliminary virus isolation results of AFP cases						Poliovirus intratypic differentiation results #										Indicators				Latest report Date				
			Referred for ITD		NPEV only	Negative	Pending		Type 1			Type 2			Type 3			Discordant pending sequence	NPEV by PCR	Non-EV	Pending ITD	% specimens positive for NPEV*		% AFP cases with culture results within 14 days	% AFP cases with ITD results within 7 days	% AFP cases with ITD results within 45 days of onset**	
			L20B+	L20B+&NPEV			received < / = 14 days	received > 14 days ago	Wild	Sabin	VDPV	Wild	Sabin	VDPV	Wild	Sabin	VDPV										
Afghanistan	RRL Pakistan	1391	90	13	192	991	103	2	8	70						60							13%	80%	100%	99%	03/06/2018
Bahrain	PNL Oman	18				12	6															0%	100%		42%	04/06/2018	
Djibouti	NPL Kenya																									10/04/2017	
Egypt***	RRL Egypt	562	19	5	57	435	34	13		8						15		3		1		10%	100%	100%	99%	31/05/2018	
Iran	NPL Iran	387	9		7	331	38	2		6						3		1				2%	99%	100%	99%	02/06/2018	
Iraq	RRL Egypt	415	10		42	318	37	8		6						3						12%	100%	100%	88%	31/05/2018	
Jordan	RRL EGYPT	66	2		5	57	2			1						2						11%	100%	100%	67%	03/06/2018	
Kuwait	RRL Kuwait	33			2	24		7														3%	100%		100%	13/05/2018	
Lebanon	NPL Jordan	41	2		2	33	4															5%	100%			03/06/2018	
Libya	RRL Tunisia	48	1		3	36	8									1						7%	100%	100%	95%	01/06/2018	
Morocco	NPL Morocco	56			1	50		5														5%	100%		98%	20/04/2018	
Oman	NPL Oman	12			2	10																21%	92%		100%	04/06/2018	
Pakistan	RRL Pakistan	4423	221	16	675	3283	214	16	1	152						165		1				13%	81%	99%	97%	03/06/2018	
Palestine & UNRWA		21			3	17	1															15%	70%		100%	03/06/2018	
Qatar	NPL Oman	8			1	6	1															14%	83%		100%	04/06/2018	
Saudi Arabia	NPL Oman	84	2			68	1	15														0%	100%			23/05/2018	
Somalia	NPL Kenya	142	10		10	93	6	23		6		2				5				1		9%	14%		100%	03/06/2018	
Sudan	RRL Egypt	216	4		17	186		9		3						1		3				11%	100%	100%	57%	21/05/2018	
Syria	RRL Egypt	153	2		3	135	11	2		1												2%	100%	100%	50%	31/05/2018	
Tunisia	RRL Tunisia	43				36	7															0%	100%		100%	01/06/2018	
U.A.E	NPL Oman	20				16	4															0%	75%		81%	04/06/2018	
Yemen	RRL Egypt																									31/05/2018	
<b>Total EMR 2018</b>		<b>8139</b>	<b>372</b>	<b>34</b>	<b>1022</b>	<b>6137</b>	<b>477</b>	<b>102</b>	<b>9</b>	<b>253</b>		<b>2</b>			<b>255</b>	<b>1</b>	<b>7</b>	<b>2</b>				<b>12%</b>	<b>85%</b>	<b>99%</b>	<b>98%</b>		
<b>Total EMR 2017</b>		<b>18238</b>	<b>942</b>	<b>103</b>	<b>3557</b>	<b>13614</b>		<b>21</b>	<b>21</b>	<b>598</b>		<b>10</b>	<b>34*</b>		<b>705</b>	<b>1</b>	<b>21</b>	<b>25</b>	<b>4</b>			<b>16%</b>	<b>98%</b>	<b>99%</b>	<b>96%</b>		

\* Specimens from all sources including non-AFP cases, excluding environmental samples

\* In 2017, 41 cVDPV2 were isolated from Syria by other Global Polio Laboratories Network (GPLN)

\*\* This indicator reflects surveillance and laboratory activities

Syria reported a total of 74 cVDPV2 cases in 2017 out of which 8 were identified by positive contacts



Table 6: Environmental isolate by year and type

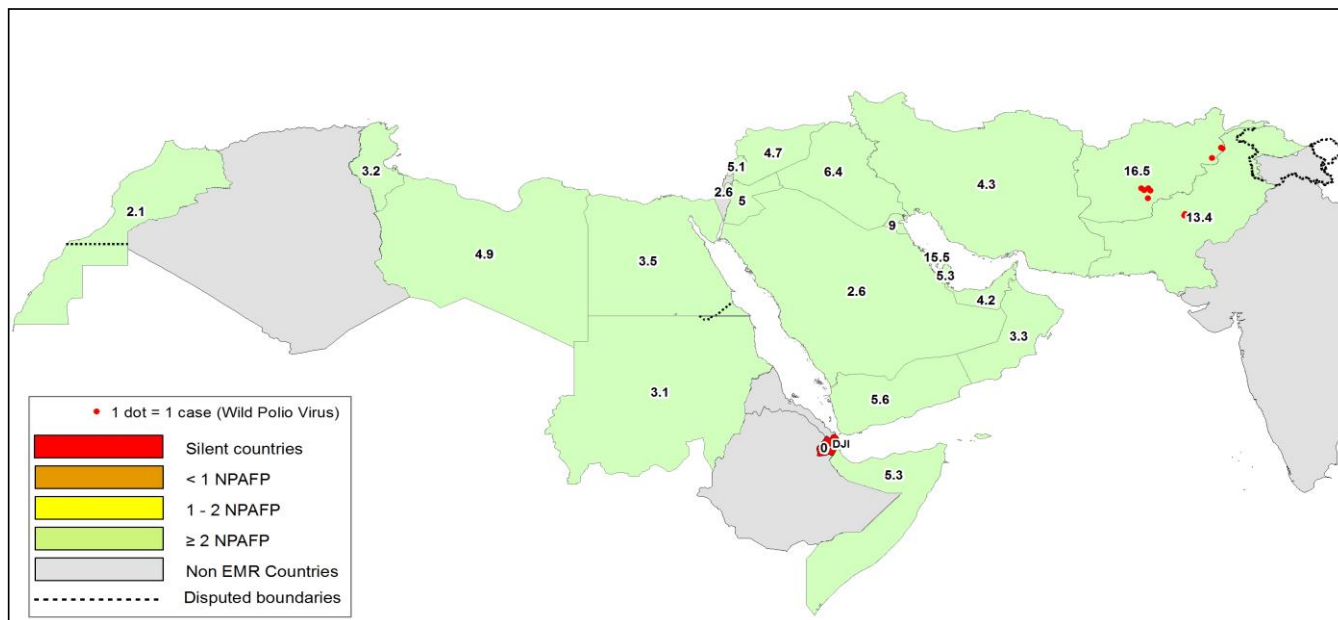
Country	Status	2015	2016	2017	2018
AFG	NEGATIVE	129	183	274	100
	PENDING				10
	WILD	20	2	42	19
<b>AFG Total</b>		<b>149</b>	<b>185</b>	<b>316</b>	<b>129</b>
EGY	NEGATIVE	495	528	522	208
	PENDING				16
	VDPV2	3	1		
<b>EGY Total</b>		<b>498</b>	<b>529</b>	<b>522</b>	<b>224</b>
IRN	NEGATIVE			6	16
<b>IRN Total</b>				<b>6</b>	<b>16</b>
JOR	NEGATIVE		2	32	8
	PENDING				7
<b>JOR Total</b>			<b>2</b>	<b>32</b>	<b>15</b>
LEB	NEGATIVE		4	27	5
	PENDING				12
<b>LEB Total</b>			<b>4</b>	<b>27</b>	<b>17</b>
PAK	NEGATIVE	347	462	523	216
	PENDING				23
	WILD	79	59	105	33
	WILD & VDPV2	5	3	1	
	VDPV2	8	5	4	
<b>PAK Total</b>		<b>439</b>	<b>529</b>	<b>633</b>	<b>272</b>
SOM	NEGATIVE			34	59
	PENDING				12
	VDPV2			2	6
	VDPV3				7
<b>SOM Total</b>			<b>36</b>	<b>84</b>	
SYR	NEGATIVE			4	18
	PENDING				7
<b>SYR Total</b>			<b>4</b>	<b>25</b>	
<b>Grand Total</b>		<b>1086</b>	<b>1249</b>	<b>1576</b>	<b>782</b>

Table 7: Environmental Wild/VDPV isolate by site

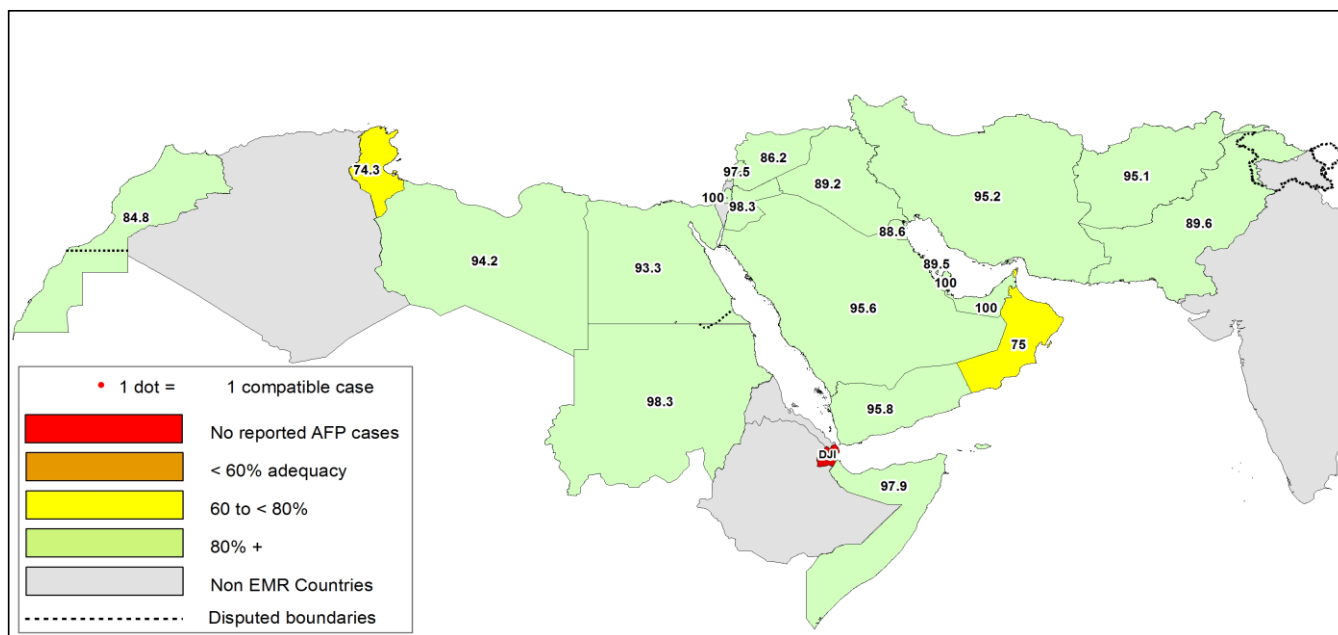
Country	COUNTRY	Status	PROVINCE	DISTRICT	Count	First date	Last date			
2017	AFG	WILD	HILMAND	LASHKARGAH	8	26-Apr	26-Dec			
				NAHR-E-SARAJ	1	25-Sep	25-Sep			
				KABUL	1	25-Oct	25-Oct			
				KANDAHAR	18	26-Jan	27-Dec			
				KUNAR	1	25-Dec	25-Dec			
			NANGARHAR	BEHSUD	3	24-Sep	26-Dec			
				JALALABAD	10	24-Jan	26-Dec			
				<b>AFG Total</b>			<b>42</b>	<b>24-Jan</b>	<b>27-Dec</b>	
				PAK	WILD	BALOCHISTAN	KABDULLAH	12	1-Jan	15-Oct
							LORALAI	3	17-Sep	17-Nov
	PISHIN	5	2-Jan				2-Oct			
	QUETTA	12	1-Jan				20-Dec			
	ZHOB	1	18-Dec				18-Dec			
	ISLAMABAD	CDA	5				10-Feb	10-Jul		
		KHYBER PAKHTUNKHWA	PESHAWAR				8	10-Jan	11-Dec	
			PUNJAB				1	18-Dec	18-Dec	
	SINDH	MULTAN	1				9-Jan	9-Jan		
		RAWALPINDI	8				10-Jan	10-Oct		
		JACOBABAD	4	11-Aug	13-Dec					
		KAMBAR	1	15-Aug	15-Aug					
KHIBALDIA		2	8-Aug	3-Nov						
KHIGADAP		21	9-Jan	12-Dec						
KHIGIQBAL		6	3-Feb	10-Oct						
WILD & VDPV2	BALOCHISTAN	KHIKORANGI	1	16-Oct	16-Oct					
		KHILANDHI	7	16-Mar	14-Dec					
		KHISITE	5	7-Aug	4-Dec					
		SUKKUR	2	11-Apr	19-Sep					
VDPV2	BALOCHISTAN	KABDULLAH	1	15-Jul	15-Jul					
		PISHIN	1	2-May	2-May					
QUETTA	3	3-Apr	29-May							
<b>PAK Total</b>			<b>110</b>	<b>1-Jan</b>	<b>20-Dec</b>					
SOM	VDPV2	BANADIR	WABERI	2	22-Oct	2-Nov				
<b>SOM Total</b>			<b>2</b>	<b>22-Oct</b>	<b>2-Nov</b>					
<b>2017 Total</b>				<b>154</b>	<b>1-Jan</b>	<b>27-Dec</b>				
2018	AFG	WILD	HILMAND	LASHKARGAH	1	8-Jan	8-Jan			
				KABUL	1	26-Feb	26-Feb			
				KANDAHAR	7	8-Jan	5-Apr			
				KUNAR	1	24-Apr	24-Apr			
				NANGARHAR	2	28-Jan	25-Feb			
				JALALABAD	7	27-Jan	24-Apr			
				<b>AFG Total</b>			<b>19</b>	<b>8-Jan</b>	<b>24-Apr</b>	
	PAK	WILD	BALOCHISTAN	KABDULLAH	1	1-Jan	1-Jan			
				LORALAI	1	17-Mar	17-Mar			
				QUETTA	3	13-Feb	28-Apr			
				ISLAMABAD	CDA	1	10-Jan	10-Jan		
					KHYBER PAKHTUNKHWA	BANNU	1	31-Mar	31-Mar	
				KOHAT		2	5-Jan	27-Mar		
				PUNJAB	PESHAWAR	5	10-Jan	10-May		
					DERA GHAZI KHAN	1	12-Feb	12-Feb		
					RAWALPINDI	3	10-Jan	10-May		
				SINDH	HYDERABAD	1	9-Feb	9-Feb		
					JACOBABAD	2	12-Feb	7-Mar		
					KAMBAR	2	7-Apr	7-May		
					KHIGADAP	5	15-Feb	10-May		
KHILANDHI	2	10-Jan	20-Apr							
KHISITE	1	1-Jan	1-Jan							
SUKKUR	1	8-Feb	8-Feb							
KHILIAQAT	1	7-Mar	7-Mar							
<b>PAK Total</b>			<b>33</b>	<b>1-Jan</b>	<b>10-May</b>					
SOM	VDPV2	BANADIR	HAMAR WEYN	4	4-Jan	19-Apr				
			HODAN	1	22-Feb	22-Feb				
			WABERI	1	1-Mar	1-Mar				
			HAMAR WEYN	5	8-Mar	5-Apr				
			WABERI	2	8-Mar	19-Apr				
<b>SOM Total</b>			<b>13</b>	<b>4-Jan</b>	<b>19-Apr</b>					
<b>2018 Total</b>				<b>65</b>	<b>1-Jan</b>	<b>10-May</b>				



**Figure 1: Non Polio AFP Rate and Wild Virus in EMR 01/01/2018 - 03/06/2018**



**Figure 2: Percent of AFP cases with Adequate Samples & Compatible Cases in EMR 01/01/2018 - 03/06/2018**



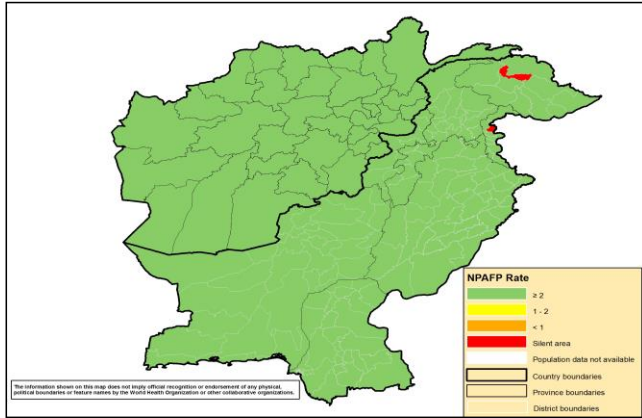
**Table 8: Wild polio cases by country and date of onset of paralysis in EMR, 2017 - 2018**

Year	COUNTRY	Count	First Case	Last Case
2017	AFG	14	13-01-17	28-12-17
	PAK	8	28-01-17	15-11-17
2017 Total		22	13-01-17	28-12-17
2018	AFG	8	01-01-18	27-04-18
	PAK	2	08-03-18	15-04-18
2018 Total		10	01-01-18	27-04-18

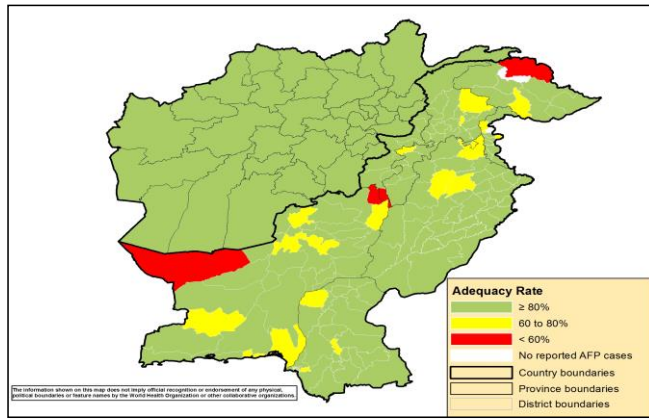
Last reported wild Polio P3 from Pakistan with date of onset 18/04/2012



**Figure 3: Non Polio AFP rate by Province in Afghanistan & by District in Pakistan 01/01/2018 - 03/06/2018**

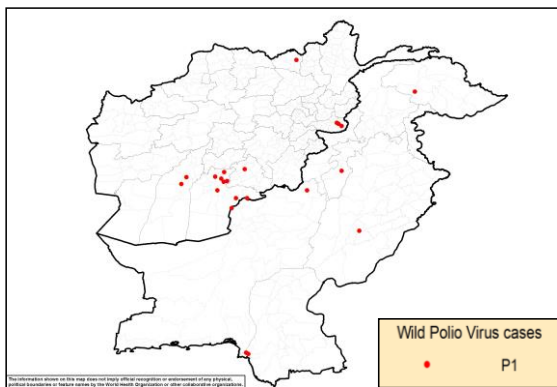


**Figure 4: Percent of AFP cases with Adequate Samples in Afghanistan by Province & Pakistan by District 01/01/2018 - 03/06/2018**

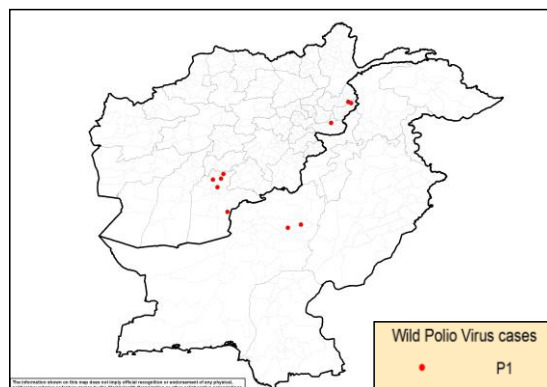


**Figure 5: Wild Virus Cases by Type & District in Afghanistan & Pakistan**

**5a: 01/01/2017 - 31/12/2017**



**5b: 01/01/2018 - 03/06/2018**







**Table 9: Wild Polio cases by district and date of onset of paralysis, Afghanistan 2017-2018**

ONSETYR	PROVINCE	DISTRICT	Count	First case	Last case
2018	KANDAHAR	SHAHWALIKOT	3	05-01-18	27-04-18
		KHAKREZ	1	25-02-18	25-02-18
		SPINBOLDAK	1	06-01-18	06-01-18
	KUNAR	GHAZIABAD	2	14-02-18	03-03-18
	NANGARHAR	KAMA	1	01-01-18	01-01-18
<b>2018 Total</b>			<b>8</b>	<b>01-01-18</b>	<b>27-04-18</b>
2017	KANDAHAR	SPINBOLDAK	1	28-12-17	28-12-17
		SHAHWALIKOT	5	19-06-17	03-12-17
		KANDAHAR	1	13-01-17	13-01-17
	NANGARHAR	MUHMAND DARABATIKOT	1	05-11-17	05-11-17
		BATIKOT	2	15-09-17	11-10-17
	ZABUL	ARGHANDAB (Z)	1	10-07-17	10-07-17
	HILMAND	NAWZAD	1	16-04-17	16-04-17
		NAHR-E-SARAJ	1	21-01-17	21-01-17
KUNDUZ	DASHT-E-ARCHI	1	21-02-17	21-02-17	
<b>2017 Total</b>			<b>14</b>	<b>13-01-17</b>	<b>28-12-17</b>

**Table 10: Wild Polio cases by district and date of onset of paralysis, Pakistan 2017-2018**

ONSETYR	PROVINCE	DISTRICT	Count	First case	Last case
2018	BALUCHISTAN	DUKKI	2	08-03-18	15-04-18
<b>2018 Total</b>			<b>2</b>	<b>08-03-18</b>	<b>15-04-18</b>
2017	BALUCHISTAN	ZHOB	1	15-11-17	15-11-17
		KABDULAH	2	11-06-17	13-11-17
	SINDH	KHIGADAP	1	09-11-17	09-11-17
		KHIGIQBAL	1	11-08-17	11-08-17
	KHYBER PAKHTOON	LAKKIMRWT	1	21-08-17	21-08-17
	GILGIT BALTISTAN	DIAMER	1	13-02-17	13-02-17
PUNJAB	LODHRAN	1	28-01-17	28-01-17	
<b>2017 Total</b>			<b>8</b>	<b>28-01-17</b>	<b>15-11-17</b>

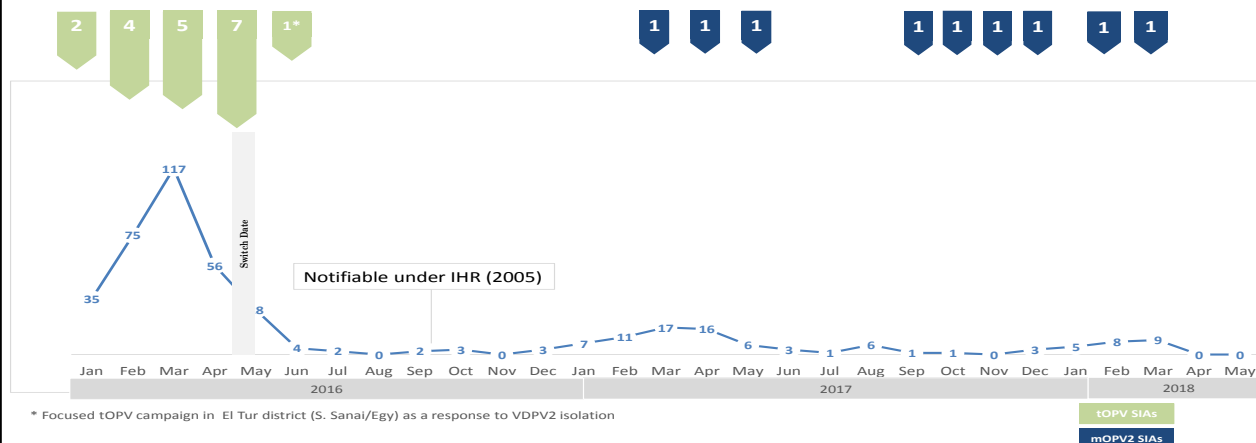
**Table 11: Circulating VDPV cases and date of onset of paralysis in EMR countries by districts 2017-2018**

Year	COUNTRY	PROVINCE	DISTRICT	Count	First Case	Last Case
2017	SYR	HOMS	TADMOUR	1	10-07-17	10-07-17
		DEIR_AL_ZOUR	DEIR ALZOUR	1	30-06-17	30-06-17
		DEIR_AL_ZOUR	BOKAMAL	12	25-06-17	21-09-17
		DEIR_AL_ZOUR	MAYADEEN	58	05-03-17	09-09-17
		RAQUA	THAWRA	1	16-06-17	16-06-17
		RAQUA	TALABYAD	1	25-04-17	25-04-17
<b>SYR Total</b>				<b>74</b>	<b>05-03-17</b>	<b>21-09-17</b>
<b>2017 Total</b>				<b>74</b>	<b>05-03-17</b>	<b>21-09-17</b>

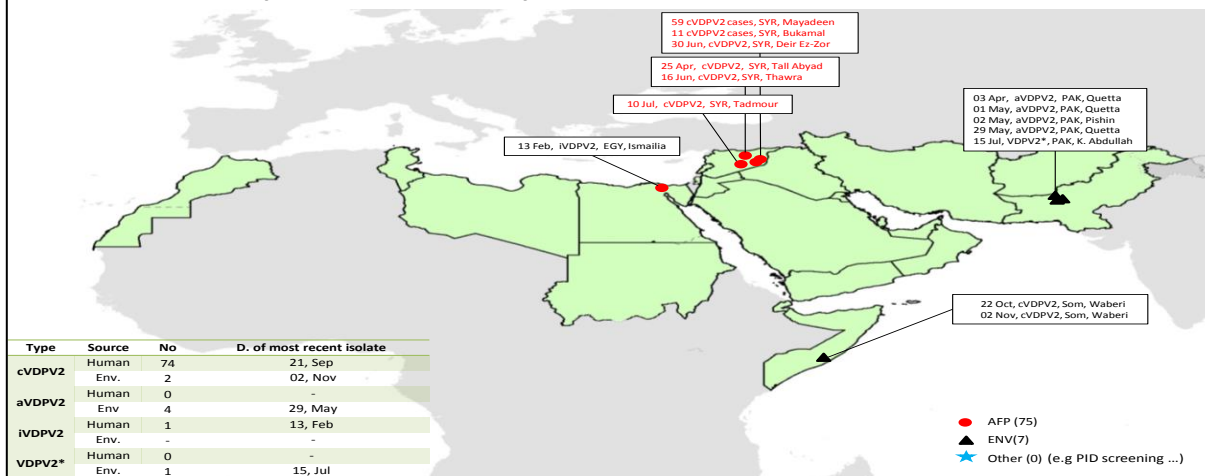




### Sabin Like Type-2 Poliovirus Isolates (H & E) EMR, 2016-17-18



### VDPV2 isolates, EMR countries, 2017



### VDPV2 isolates, EMR countries, 2018

