

Highlights of this Polio Fax Bulletin No. 1028 for Week 24 2018

I. Poliovirus Transmission

1. No new wild poliovirus type-1 (WPV1) case reported this week.

In 2018, total WPV1 cases are 11 so far (Afghanistan – 8 and Pakistan – 3).

2. *New circulating vaccine derived poliovirus type-2 (cVDPV2) or cVDPV3*

- i. Advance notification of two cVDPV cases from Somalia; one in Bule-Burte district (inaccessible) of Hiran region with date of onset on 11 May and isolation of both cVDPV2 and cVDPV3 from the case and cVDPV3 from three contacts. , and one cVDPV3 case in Warsheik district (accessible) of Middle Shebelle region with date of onset on 23rd May and isolation of cVDPV3 from the case and contact. The cases are under investigation and will be included in the next week polio fax.
- ii. Five new positive environmental samples for cVDPV2 were reported this week from Somalia from Banadir province, 3 from Hamar Weyn district and 2 from Waberi district. The most recent positive environmental sample for cVDPV2 is from Hamar Weyn district, and sample was collected on 24 May 2018.
- iii. No reporting of a new positive environmental sample for cVDPV3 and the most recent positive environmental sample for cVDPV3 is from Somalia, Banadir province, Waberi district, and sample collected on 19 April 2018.
- iv. The most recent cVDPV2 in Syria case had onset of paralysis on 21 September 2017

3. *New WPV1 isolates from environmental samples*

- i. Five new environmental samples positive for wild poliovirus type 1 reported this week, two in Afghanistan , one each from Jalalabad and Kandahar districts and three in Pakistan, one each from Peshawar district, Quetta district and Bajour agency).
- ii. The most recent positive samples collected on 28 May 2018 in Afghanistan and 28 May 2018 in Pakistan.

II. Surveillance performance indicators

1. Eighteen of 22 member states are meeting the global target of the two key surveillance indicators, namely non polio AFP rate of 2 per 100,000 children aged below 15 years and percent AFP cases with adequate specimen 80% and above.
 - i. Djibouti is missing both indicators. No AFP case reported since April 2017
 - ii. Morocco has a non-polio AFP rate less than 2/100,000 (1.9)
 - iii. Oman and Tunisia have below 80% AFP cases with adequate specimen (75 and 73.7 percent respectively).
2. Yemen has the highest number of 2017 AFP cases (107), which are not yet finally classified. Three other countries having pending case(s) of 2017 include Somalia (1), Djibouti (4) and Pakistan (4).



AFP SURVEILLANCE

19-Jun-18

Week 24, ending 17 June 2018

Number 1028

Table 1: Acute Flaccid Paralysis (AFP) cases by week of onset

Country	Reported AFP cases by week of onset - Week (24/18) / Ending on : 17/06/2018														
	Total AFP 2016	Total AFP 2017	Total AFP to date, 2018	W13 01 Apr 18	W14 08 Apr 18	W15 15 Apr 18	W16 21 Apr 18	W17 29 Apr 18	W18 06 May 18	W19 13 May 18	W20 20 May 18	W21 27 May 18	W22 03 Jun 18	W23 10 Jun 18	W24 17 Jun 18
Afghanistan	2905	3094	1531	66	65	71	67	52	88	66	59	52	56	29	
Bahrain	14	18	19	0	1	0	2	1	1	0	1	1	0	0	
Djibouti	3	4	0												
Egypt	1092	1242	617	25	26	29	21	20	34	24	22	21	26	12	1
Iran	776	820	391	12	19	18	20	19	23	17	25	24	2	2	
Iraq	605	699	457	19	18	22	27	14	23	17	18	19	23	6	
Jordan ****	107	116	60	1	2	4	6	5	7	2	4	2	0		
Kuwait	50	69	37	2	2	3	4	1	2	2	0	1	1	1	
Lebanon ****	111	75	43	0	1	2	0	1	1	5	4	3	0	1	
Libya	70	88	57	2	8	0	5	3	4	3	4	3	5	1	0
Morocco	84	143	79	8	1	1	3	3	3	4	5	1	0	0	
Oman	39	40	12	1	0	0	1	1	2	0	0	1	0	0	
Pakistan	7848	10317	4965	220	276	233	218	194	282	238	177	175	141	50	0
Palestine ****	46	43	23	0	1	0	0	2	1	3	1	1	0	0	
Qatar	9	18	8	1	0	1	0	1	0	1	1	0	0	0	
Saudi Arabia	273	276	97	3	8	4	7	2	7	4	3	2	3	3	
Somalia	316	345	153	6	4	8	6	8	5	8	7	4	8	2	0
Sudan	509	570	261	12	9	12	16	9	11	8	7	16	11	3	
Syria ****	303	362	163	8	7	6	3	3	4	5	4	3	5	1	1
Tunisia	90	67	38	2	3	0	1	2	2	2	1	3	0	0	
U.A.E	42	58	22	0	1	1	0	1	1	1	1	1	1	0	
Yemen	715	713	348	23	12	12	11	17	8	10	8	4	3		
Total EMR	16007	19177	9381	411	464	427	418	359	509	420	352	337	285	111	2

□ No data = No report received

Table 2: Confirmed polio cases by month of onset

Country	Total year 2016	Total year 2017	17/06		Confirmed polio cases by month of onset											
			2017	2018	July 2017	August 2017	September 2017	October 2017	November 2017	December 2017	January 2018	February 2018	March 2018	April 2018	May 2018	June 2018
Afghanistan	13	14	4	8	1	0	1	3	2	2	3	3	1	1		
Bahrain	0	0	0	0	0	0	0	0	0	0	0	0	0			
Djibouti	0	0	0	0												
Egypt	0	0	0	0	0	0	0	0	0	0	0		0	0		
Iran	0	0	0	0	0	0	0	0	0	0	0	0	0			
Iraq	0	0	0	0	0	0	0	0	0	0		0	0	0		
Jordan ****	0	0	0	0	0	0	0	0	0	0	0	0	0			
Kuwait	0	0	0	0	0	0	0	0	0	0	0	0	0	0	0	
Lebanon ****	0	0	0	0	0	0	0	0	0	0	0	0	0	0		
Libya	0	0	0	0	0	0	0	0	0	0	0	0	0	0		
Morocco	0	0	0	0	0	0	0	0	0	0		0				
Oman	0	0	0	0	0	0	0	0	0	0	0	0	0	0	0	
Pakistan	20	8	3	3	0	2	0	0	3	0	0	0	1	1	1	
Palestine ****	0	0	0	0	0	0	0	0	0	0	0	0	0	0		
Qatar	0	0	0	0	0	0	0	0	0	0	0	0	0	0		
Saudi Arabia	0	0	0	0	0	0	0	0	0	0	0					
Somalia	0	0	0	0	0	0	0	0	0	0	0	0	0	0		
Sudan	0	0	0	0	0	0	0	0	0	0	0	0	0	0		
Syria ****	0	0	0	0	0	0	0	0	0	0	0	0	0	0		
Tunisia	0	0	0	0	0	0	0	0	0	0	0	0	0	0		
U.A.E	0	0	0	0	0	0	0	0	0	0	0	0	0	0		
Yemen	0	0	0	0	0	0	0	0	0	0						
Total EMR	33	22	7	11	1	2	1	3	5	2	3	3	2	2	1	0

**** UNRWA cases are included with those of country of residence



Table 3: Investigation of AFP cases with paralysis onset in 2017 & 2018 up to Week (24/18) / Ending on : 17/06/2018

COUNTRY	2017												2018												Latest line List Date				
	AFP										Specimen		Wild cases ****		AFP											Specimen		Wild cases ****	
	Total AFP cases onset 2017	Case classification					Non polio AFP rate **	AFP cases pending classification > 90 days from onset of paralysis	AFP cases pending classification and lab > 90 days from onset of paralysis	% with *** adequate specimens	Wild P1 Poliovirus	Wild P3 Poliovirus	Total AFP cases onset 2018	Case classification					Annualized Non polio AFP rate **	AFP cases pending classification > 90 days from onset of paralysis	AFP cases pending classification and lab > 90 days from onset of paralysis	% with *** adequate specimens	Wild P1 Poliovirus	Wild P3 Poliovirus					
		Total Confirmed Polio Cases *	Polio Compatible	Pending Classification	Discarded (non polio AFP)	VDPV								Total Confirmed Polio Cases *	Polio Compatible	Pending Classification	Discarded (non polio AFP)	VDPV											
Afghanistan	3094	14	0	0	3080	1	15.2	0	0	93.5	14	0	1531	8	0	174	1349	0	16.3	10	3	95.0	8	0	14-06-2018				
Bahrain	18	0	0	0	18	0	6.2	0	0	100.0	0	0	19	0	0	13	6	0	14.2	6	0	89.5	0	0	10-06-2018				
Djibouti	4	0	0	4	0	0	1.3	4	4	100.0	0	0	0	0	0	0	0	0	0.0	0	0		0	0	10-04-2017				
Egypt	1242	0	0	0	1240	2	3.3	0	0	94.4	0	0	617	0	0	71	546	0	3.5	0	0	91.7	0	0	13-06-2018				
Iran	820	0	0	0	820	0	4.3	0	0	96.7	0	0	391	0	0	17	374	0	4.4	0	0	96.9	0	0	13-06-2018				
Iraq	699	0	0	0	699	0	4.7	0	0	86.7	0	0	457	0	0	78	379	0	6.5	15	0	89.7	0	0	16-06-2018				
Jordan	116	0	0	0	116	0	4.2	0	0	100.0	0	0	60	0	0	36	24	0	4.6	2	0	98.3	0	0	11-06-2018				
Kuwait	69	0	0	0	69	0	7.5	0	0	92.8	0	0	37	0	0	2	35	0	8.7	0	0	86.5	0	0	10-06-2018				
Lebanon	75	0	0	0	75	0	4.0	0	0	80.0	0	0	43	0	0	5	38	0	5.0	0	0	100.0	0	0	14-06-2018				
Libya	88	0	0	0	88	0	4.3	0	0	96.6	0	0	57	0	0	12	45	0	4.9	0	0	94.7	0	0	17-06-2018				
Morocco	143	0	0	0	143	0	1.3	0	0	67.1	0	0	79	0	0	24	55	0	1.9	7	0	84.8	0	0	14-06-2018				
Oman	40	0	0	0	40	0	4.5	0	0	90.0	0	0	12	0	0	0	12	0	3.0	0	0	75.0	0	0	10-06-2018				
Pakistan	10317	8	2	4	10303	0	13.2	4	0	85.6	8	0	4965	3	0	562	4400	0	13.8	143	0	89.5	3	0	18-06-2018				
Palestine	43	0	0	0	43	0	2.3	0	0	97.7	0	0	23	0	0	9	14	0	2.6	0	0	95.7	0	0	10-06-2018				
Qatar	18	0	0	0	18	0	6.1	0	0	100.0	0	0	8	0	0	6	2	0	4.9	1	0	100.0	0	0	10-06-2017				
Saudi Arabia	276	0	0	0	276	0	3.5	0	0	98.9	0	0	97	0	0	68	29	0	2.6	18	17	95.9	0	0	14-06-2018				
Somalia	345	0	0	1	344	0	6.0	1	1	99.1	0	0	153	0	0	19	134	0	5.2	0	0	98.0	0	0	17-06-2018				
Sudan	570	0	0	0	570	0	3.2	0	0	96.3	0	0	261	0	0	27	234	0	3.1	0	0	98.5	0	0	14-06-2018				
Syria	362	0	1	0	287	44	4.7	0	0	80.9	0	0	163	0	0	20	143	0	4.6	0	0	86.5	0	0	16-06-2018				
Tunisia	67	0	0	0	67	0	2.5	0	0	74.6	0	0	38	0	0	11	27	0	3.1	2	0	73.7	0	0	14-06-2018				
U.A.E	58	0	0	0	58	0	5.7	0	0	96.6	0	0	22	0	0	2	20	0	3.8	0	0	100.0	0	0	13-06-2018				
Yemen	713	0	0	107	606	0	5.2	107	81	90.2	0	0	348	0	0	333	15	0	5.4	204	194	95.4	0	0	09-06-2018				
EMR	19177	22	3	116	18960	47	7.7	116	86	88.9	22	0	9381	11	0	1489	7881	0	8.1	408	214	91.5	11	0					
2016	16008	33	5	1	15961	8	6.4	0	0	89.6	33	0																	

* Confirmed polio cases refer to wild isolation from AFP cases or from contacts of negative index AFP cases

** Non-polio AFP per 100,000 children <15 years

*** Adequate here refers to two stool specimens collected at least 24 hours apart, within 14 days of paralysis onset

**** AFP cases co infected with P1 and P3 are counted separately as wild isolates



World Health Organization – Regional Office for Eastern Mediterranean
AFP SURVEILLANCE
Week 24, ending 17 June 2018

19-Jun-18
Number 1028

Table 4 (a): Lab results of contacts' samples in EMR, 2017 - 2018

COUNTRY	2017						2018					
	# OF CONTACTS	LAB RESULTS					# OF CONTACTS	LAB RESULTS				
		WILD	VDPV	SL	NPEV	PENDING		WILD	VDPV	SL	NPEV	PENDING
AFG	1424	1	0	88	347	0	408	0	0	25	72	32
BAH	2	0	0	0	0	0	2	0	0	0	0	1
DJI	0	0	0	0	0	0	0	0	0	0	0	0
EGY	450	0	0	9	63	18	215	0	0	10	24	17
IRN	143	0	0	5	1	0	70	0	0	2	2	0
IRQ	698	0	0	18	101	16	441	0	0	7	54	36
JOR	2	0	0	0	0	0	0	0	0	0	0	0
KUW	8	0	0	0	0	2	0	0	0	0	0	0
LEB	92	0	0	2	3	21	110	0	0	1	2	58
LIB	4	0	0	0	0	1	0	0	0	0	0	0
MOR	87	0	0	0	7	0	33	0	0	0	4	13
OMA	115	0	0	1	24	1	37	0	0	1	8	1
PAK	3758	2	0	234	897	0	1778	1	0	93	277	72
PAL	0	0	0	0	0	0	0	0	0	0	0	0
QAT	0	0	0	0	0	0	0	0	0	0	0	0
SAA	0	0	0	0	0	0	5	0	0	0	0	5
SOM	1035	0	0	37	113	4	459	0	0	24	23	89
SUD	385	0	0	6	32	46	172	0	0	1	11	57
SYR	570	0	63	3	11	0	309	0	0	2	2	25
TUN	26	0	0	0	0	0	9	0	0	0	0	0
UAE	2	0	0	0	0	0	0	0	0	0	0	0
YEM	1737	0	0	43	114	667	720	0	0	0	0	720
EMR	10538	3	63	446	1713	776	4768	1	0	166	479	1126

Table 4 (B): Most recent wild contacts in EMRO, 2017 - 2018

Year	Country	Data	
		Count of wild contacts	Date of Most Recent stool collection
2018	Pakistan	1	08-05-18
2018 Total		1	08-05-18
2017	Pakistan	2	04-12-17
	Afghanistan	1	21-05-17
2017 Total		3	04-12-17

Table 4 (C): Number and distribution by district of -ve index AFP cases identified as wild positive by contact in EMR, 2017-2018

YEAR	COUNTRY	PROVINCE	DISTRICT	COUNT	First case	Last case
2018	PAK	BALUCHISTAN	DUKKI	1	15-04-18	15-04-18
	PAK Total			1	15-04-18	15-04-18
2017	AFG	HILMAND	NAWZAD	1	16-04-17	16-04-17
	AFG Total			1	16-04-17	16-04-17



Table 5: Laboratory investigation of AFP cases with paralysis onset in 2018 up to Week (24/18) / Ending on : (17/06/2018)

Country	Polio laboratories Sequencing performed by EGY, PAK, TUN, CDC and RIVM laboratories	AFP cases with specimens	Preliminary virus isolation results of AFP cases						Poliovirus intratypic differentiation results #										Indicators				Latest report Date				
			Referred for ITD		NPEV only	Negative	Pending		Type 1			Type 2			Type 3			Discordant pending sequence	NPEV by PCR	Non-EV	Pending ITD	% specimens positive for NPEV*		% AFP cases with culture results within 14 days	% AFP cases with ITD results within 7 days	% AFP cases with ITD results within 45 days of onset**	
			L20B+	L20B+ / NPEV			received < / = 14 days	received > 14 days ago	Wild	Sabin	VDPV	Wild	Sabin	VDPV	Wild	Sabin	VDPV										
Afghanistan	RRL Pakistan	1513	102	14	214	1075	91	17	8	78						71							14%	82%	100%	98%	15/06/2018
Bahrain	PNL Oman	18			1	17																5%	100%		44%	19/06/2018	
Djibouti	NPL Kenya																									10/04/2017	
Egypt***	RRL Egypt	602	19	5	59	472	32	16		8						15			3		1	9%	100%	100%	99%	14/06/2018	
Iran	NPL Iran	410	10		7	371	19	3		6						4			1			1%	99%	100%	99%	16/06/2018	
Iraq	RRL Egypt	457	11		50	356	29	11		6						3			1			12%	100%	100%	89%	14/06/2018	
Jordan	RRL EGYPT	68	2		5	59	2			1						2						11%	100%	100%	67%	14/06/2018	
Kuwait	RRL Kuwait	40			4	31	4	1														7%	94%		97%	19/06/2018	
Lebanon	NPL Jordan	45	2		2	37	4			1						1						4%	100%	100%	100%	14/06/2018	
Libya	RRL Tunisia	53	1		3	40	5	4								1						7%	100%	100%	95%	08/06/2018	
Morocco	NPL Morocco	56			1	50		5														5%	100%		98%	20/04/2018	
Oman	NPL Oman	12			2	10																21%	92%		100%	19/06/2018	
Pakistan	RRL Pakistan	4898	226	17	776	3614	249	12	2	154						168			1			14%	83%	99%	97%	15/06/2018	
Palestine & UNRWA		23			3	17		3														15%	70%		100%	10/06/2018	
Qatar	NPL Oman	8			1	7																13%	86%		100%	19/06/2018	
Saudi Arabia	NPL Oman	102	2			86	10	6														0%	100%			14/06/2018	
Somalia	NPL Kenya	153	12		12	112	6	11		7		3				6					2	9%	16%		100%	17/06/2018	
Sudan	RRL Egypt	216	4		17	186		9		3						1			3			11%	100%	100%	57%	21/05/2018	
Syria	RRL Egypt	160	2		3	145	7	3		1												1%	100%	100%	50%	14/06/2018	
Tunisia	RRL Tunisia	43				42		1														0%	100%		98%	08/06/2018	
U.A.E	NPL Oman	23			1	19	3															5%	80%		85%	19/06/2018	
Yemen	RRL Egypt																									14/06/2018	
Total EMR 2018		8900	393	36	1161	6746	461	102	10	265			3			272			1	8	3	12%	86%	100%	98%		
Total EMR 2017		18238	942	103	3557	13614		21	21	598			10	34*		705	1		21	25	4	16%	98%	99%	96%		

* Specimens from all sources including non-AFP cases, excluding environmental samples

* In 2017, 41 cVDPV2 were isolated from Syria by other Global Polio Laboratories Network (GPLN)

** This indicator reflects surveillance and laboratory activities

Syria reported a total of 74 cVDPV2 cases in 2017 out of which 8 were identified by positive contacts



Table 6: Environmental isolate by year and type

Country	Status	2015	2016	2017	2018
AFG	NEGATIVE	129	183	274	109
	PENDING				18
	WILD	20	2	42	21
AFG Total		149	185	316	148
EGY	NEGATIVE	495	528	522	225
	PENDING				23
	VDPV2	3	1		
EGY Total		498	529	522	248
IRN	NEGATIVE			6	16
IRN Total				6	16
JOR	NEGATIVE		2	32	8
	PENDING				7
JOR Total			2	32	15
LEB	NEGATIVE		4	27	7
	PENDING				10
LEB Total			4	27	17
PAK	NEGATIVE	347	462	523	237
	PENDING				29
	WILD	79	59	105	36
	WILD & VDPV2	5	3	1	
	VDPV2	8	5	4	
PAK Total		439	529	633	302
SOM	NEGATIVE			34	62
	PENDING				12
	VDPV2			2	11
	VDPV3				7
SOM Total			36	92	
SYR	NEGATIVE			4	21
	PENDING				8
SYR Total			4	29	
Grand Total		1086	1249	1576	867

Table 7: Environmental Wild/VDPV isolate by site

Country	COUNTRY	Status	PROVINCE	DISTRICT	Count	First date	Last date
2017	AFG	WILD	HILMAND	LASHKARGAH	8	26-Apr	26-Dec
				NAHR-E-SARAJ	1	25-Sep	25-Sep
				KABUL	1	25-Oct	25-Oct
				KANDAHAR	18	26-Jan	27-Dec
				KUNAR	1	25-Dec	25-Dec
				NANGARHAR	3	24-Sep	26-Dec
				JALALABAD	10	24-Jan	26-Dec
	AFG Total				42	24-Jan	27-Dec
	PAK	WILD	BALOCHISTAN	KABDULLAH	12	1-Jan	15-Oct
				LORALAI	3	17-Sep	17-Nov
				PISHIN	5	2-Jan	2-Oct
				QUETTA	12	1-Jan	20-Dec
				ZHOB	1	18-Dec	18-Dec
				CDA	5	10-Feb	10-Jul
				KHYBER PAKHTUNKHWA	8	10-Jan	11-Dec
				PUNJAB	1	18-Dec	18-Dec
				MULTAN	1	9-Jan	9-Jan
				RAWALPINDI	8	10-Jan	10-Oct
				SINDH	4	11-Aug	13-Dec
				KAMBAR	1	15-Aug	15-Aug
KHIBALDIA				2	8-Aug	3-Nov	
KHIGADAP	21	9-Jan	12-Dec				
KHIGIQBAL	6	3-Feb	10-Oct				
KHIKORANGI	1	16-Oct	16-Oct				
KHILANDHI	7	16-Mar	14-Dec				
KHISITE	5	7-Aug	4-Dec				
SUKKUR	2	11-Apr	19-Sep				
WILD & VDPV2	BALOCHISTAN	BALOCHISTAN	KABDULLAH	1	15-Jul	15-Jul	
			PISHIN	1	2-May	2-May	
			QUETTA	3	3-Apr	29-May	
PAK Total				110	1-Jan	20-Dec	
SOM	VDPV2	BANADIR	WABERI	2	22-Oct	2-Nov	
SOM Total				2	22-Oct	2-Nov	
2017 Total				154	1-Jan	27-Dec	
2018	AFG	WILD	HILMAND	LASHKARGAH	1	8-Jan	8-Jan
				KABUL	1	26-Feb	26-Feb
				KANDAHAR	8	8-Jan	28-May
				KUNAR	1	24-Apr	24-Apr
				NANGARHAR	2	28-Jan	25-Feb
				BEHSUD	2	28-Jan	25-Feb
				JALALABAD	8	27-Jan	28-May
	AFG Total				21	8-Jan	28-May
	PAK	WILD	BALOCHISTAN	KABDULLAH	1	1-Jan	1-Jan
				LORALAI	1	17-Mar	17-Mar
				QUETTA	4	13-Feb	28-May
				CDA	1	10-Jan	10-Jan
				KHYBER PAKHTUNKHWA	1	31-Mar	31-Mar
				KOHAT	2	5-Jan	27-Mar
				PESHAWAR	6	10-Jan	24-May
				DERA GHAZI KHAN	1	12-Feb	12-Feb
				RAWALPINDI	3	10-Jan	10-May
				HYDERABAD	1	9-Feb	9-Feb
				JACOBABAD	2	12-Feb	7-Mar
				KAMBAR	2	7-Apr	7-May
KHIGADAP				5	15-Feb	10-May	
KHILANDHI	2	10-Jan	20-Apr				
KHISITE	1	1-Jan	1-Jan				
SUKKUR	1	8-Feb	8-Feb				
KHILIAQAT	1	7-Mar	7-Mar				
BAJOUR	1	19-May	19-May				
PAK Total				36	1-Jan	28-May	
SOM	VDPV2	BANADIR	HAMAR WEYN	7	4-Jan	24-May	
			HODAN	1	22-Feb	22-Feb	
			WABERI	3	1-Mar	17-May	
			HAMAR WEYN	5	8-Mar	5-Apr	
VDPV3	BANADIR	BANADIR	WABERI	2	8-Mar	19-Apr	
			WABERI	2	8-Mar	19-Apr	
SOM Total				18	4-Jan	24-May	
2018 Total				75	1-Jan	28-May	



Figure 1: Non Polio AFP Rate and Wild Virus in EMR 01/01/2018 - 17/06/2018

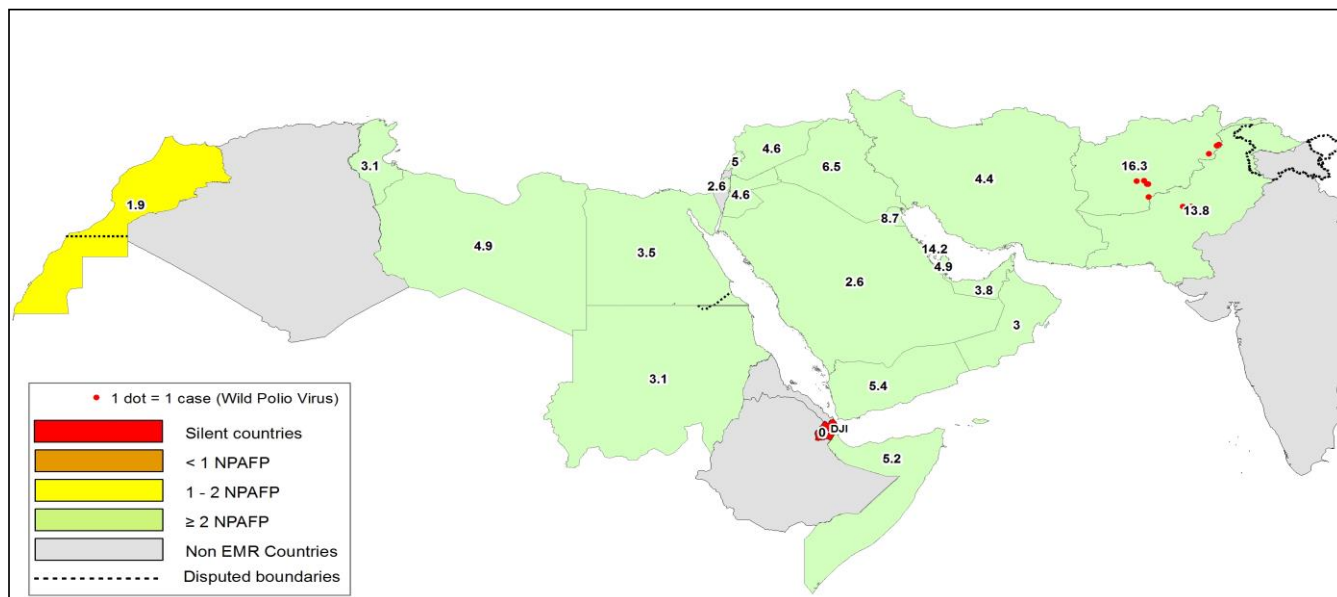


Figure 2: Percent of AFP cases with Adequate Samples & Compatible Cases in EMR 01/01/2018 - 17/06/2018

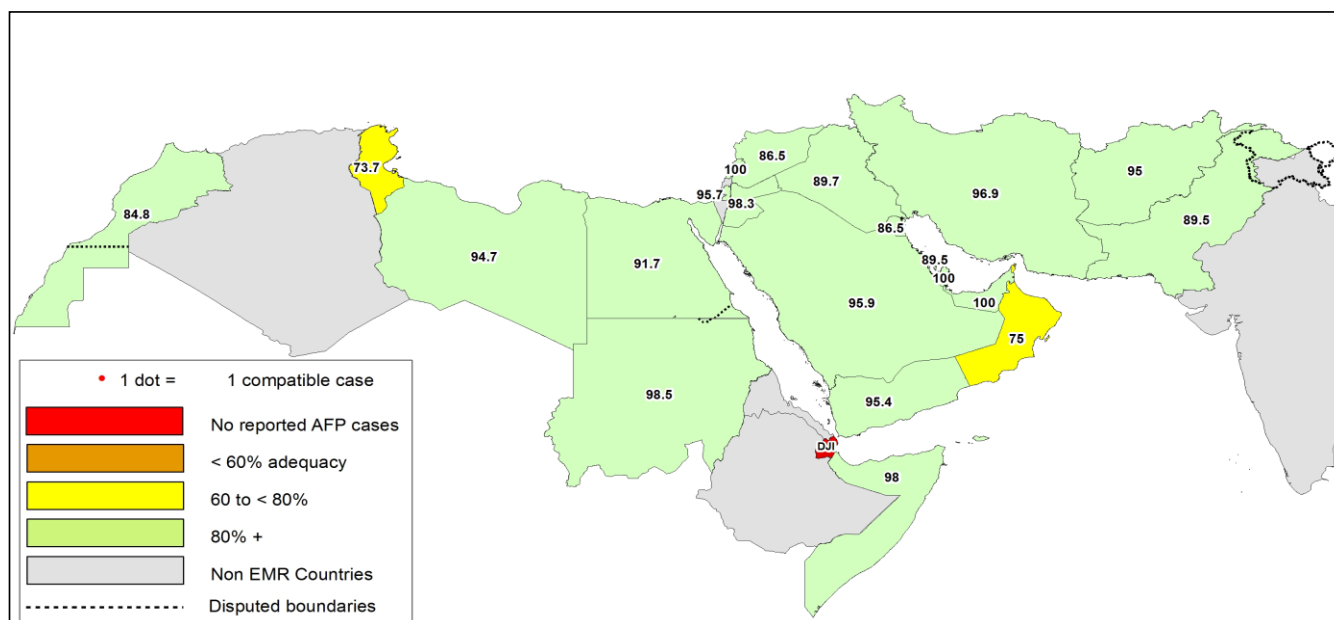


Table 8: Wild polio cases by country and date of onset of paralysis in EMR, 2017 - 2018

Year	COUNTRY	Count	First Case	Last Case
2017	AFG	14	13-01-17	28-12-17
	PAK	8	28-01-17	15-11-17
2017 Total		22	13-01-17	28-12-17
2018	AFG	8	01-01-18	27-04-18
	PAK	3	08-03-18	18-05-18
2018 Total		11	01-01-18	18-05-18

Last reported wild Polio P3 from Pakistan with date of onset 18/04/2012



Figure 3: Non Polio AFP rate by Province in Afghanistan & by District in Pakistan 01/01/2018 - 17/06/2018

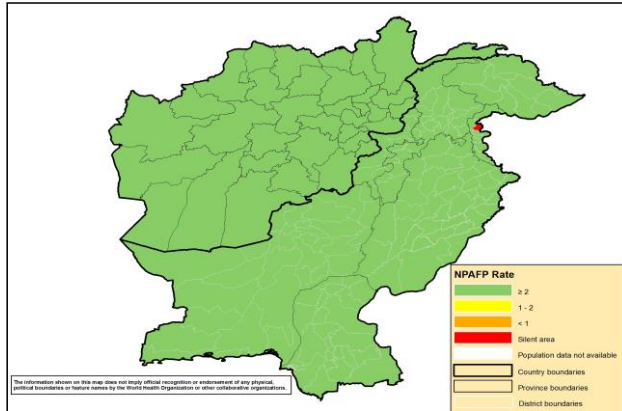


Figure 4: Percent of AFP cases with Adequate Samples in Afghanistan by Province & Pakistan by District 01/01/2018 - 17/06/2018

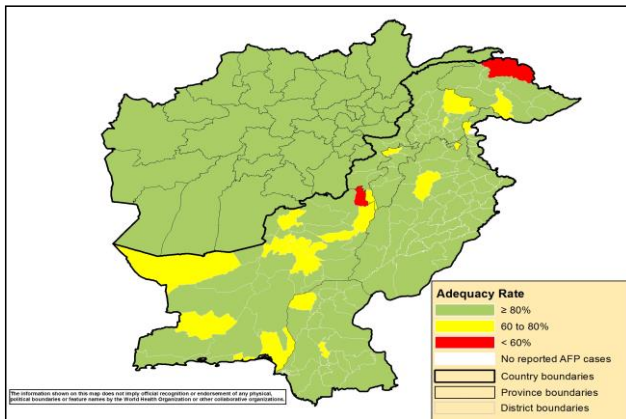
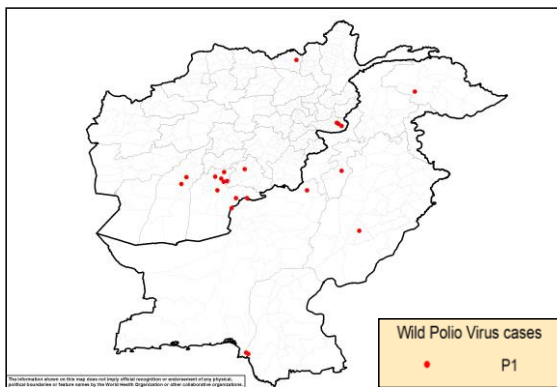


Figure 5: Wild Virus Cases by Type & District in Afghanistan & Pakistan

5a: 01/01/2017 - 31/12/2017



5b: 01/01/2018 - 17/06/2018

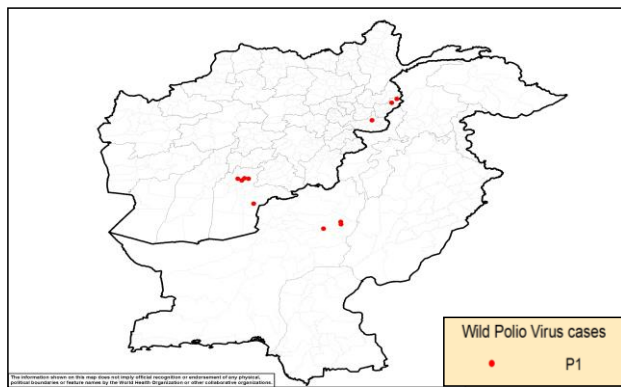




Table 9: Wild Polio cases by district and date of onset of paralysis, Afghanistan 2017-2018

ONSETYR	PROVINCE	DISTRICT	Count	First case	Last case
2018	KANDAHAR	SHAHWALIKOT	3	05-01-18	27-04-18
		KHAKREZ	1	25-02-18	25-02-18
		SPINBOLDAK	1	06-01-18	06-01-18
	KUNAR	GHAZIABAD	2	14-02-18	03-03-18
	NANGARHAR	KAMA	1	01-01-18	01-01-18
2018 Total			8	01-01-18	27-04-18
2017	KANDAHAR	SPINBOLDAK	1	28-12-17	28-12-17
		SHAHWALIKOT	5	19-06-17	03-12-17
		KANDAHAR	1	13-01-17	13-01-17
	NANGARHAR	MUHMAND DARABATIKOT	1	05-11-17	05-11-17
		BATIKOT	2	15-09-17	11-10-17
	ZABUL	ARGHANDAB (Z)	1	10-07-17	10-07-17
	HILMAND	NAWZAD	1	16-04-17	16-04-17
		NAHR-E-SARAJ	1	21-01-17	21-01-17
KUNDUZ	DASHT-E-ARCHI	1	21-02-17	21-02-17	
2017 Total			14	13-01-17	28-12-17

Table 10: Wild Polio cases by district and date of onset of paralysis, Pakistan 2017-2018

ONSETYR	PROVINCE	DISTRICT	Count	First case	Last case
2018	BALUCHISTAN	DUKKI	3	08-03-18	18-05-18
2018 Total			3	08-03-18	18-05-18
2017	BALUCHISTAN	ZHOB	1	15-11-17	15-11-17
		KABDULAH	2	11-06-17	13-11-17
	SINDH	KHIGADAP	1	09-11-17	09-11-17
		KHIGIQBAL	1	11-08-17	11-08-17
	KHYBER PAKHTOON	LAKKIMRWT	1	21-08-17	21-08-17
	GILGIT BALTISTAN	DIAMER	1	13-02-17	13-02-17
PUNJAB	LODHRAN	1	28-01-17	28-01-17	
2017 Total			8	28-01-17	15-11-17

Table 11: Circulating VDPV cases and date of onset of paralysis in EMR countries by districts 2017-2018

Year	COUNTRY	PROVINCE	DISTRICT	Count	First Case	Last Case
2017	SYR	HOMS	TADMOUR	1	10-07-17	10-07-17
		DEIR_AL_ZOUR	DEIR ALZOUR	1	30-06-17	30-06-17
		DEIR_AL_ZOUR	BOKAMAL	12	25-06-17	21-09-17
		DEIR_AL_ZOUR	MAYADEEN	58	05-03-17	09-09-17
		RAQUA	THAWRA	1	16-06-17	16-06-17
		RAQUA	TALABYAD	1	25-04-17	25-04-17
SYR Total				74	05-03-17	21-09-17
2017 Total				74	05-03-17	21-09-17



Table 12: VDPV2 and Sabin Like 2 isolates, EMRO countries 2017 - 2018

Country	Source	Poliovirus type 2 by month																							
		2017												2018											
		Jan	Feb	Mar	Apr	May	Jun	Jul	Aug	Sep	Oct	Nov	Dec	Jan	Feb	Mar	Apr	May	Jun						
V2	S2	V2	S2	V2	S2	V2	S2	V2	S2	V2	S2	V2	S2	V2	S2	V2	S2	V2	S2	V2	S2	V2	S2		
AFG	AFP																								
	Contact																								
	ENV		1																						
	Others*																								
BAH	AFP																								
	Contact																								
	ENV																								
	Others*																								
DJI	AFP																								
	Contact																								
	ENV																								
	Others*																								
EGY	AFP																								
	Contact																								
	ENV																								
	Others*																								
IRN	AFP																								
	Contact																								
	ENV																								
	Others*																								
IRQ	AFP																								
	Contact																								
	ENV																								
	Others*																								
JOR	AFP																								
	Contact																								
	ENV																								
	Others*																								
KWT	AFP																								
	Contact																								
	ENV																								
	Others*																								
LEB	AFP																								
	Contact																								
	ENV																								
	Others*																								
LIB	AFP																								
	Contact																								
	ENV																								
	Others*																								
MOR	AFP																								
	Contact																								
	ENV																								
	Others*																								
OMA	AFP																								
	Contact																								
	ENV																								
	Others*																								
PAK	AFP																								
	Contact																								
	ENV																								
	Others*																								
PNA	AFP																								
	Contact																								
	ENV																								
	Others*																								
QAT	AFP																								
	Contact																								
	ENV																								
	Others*																								
SAA	AFP																								
	Contact																								
	ENV																								
	Others*																								
SUD	AFP																								
	Contact																								
	ENV																								
	Others*																								
SOM	AFP																								
	Contact																								
	ENV																								
	Others*																								
SYR	AFP																								
	Contact																								
	ENV																								
	Others*																								
TUN	AFP																								
	Contact																								
	ENV																								
	Others*																								
UAE	AFP																								
	Contact																								
	ENV																								
	Others*																								
YEM	AFP																								
	Contact																								
	ENV																								
	Others*																								
EMR	AFP																								
	Contact																								
	ENV																								
	Others*																								

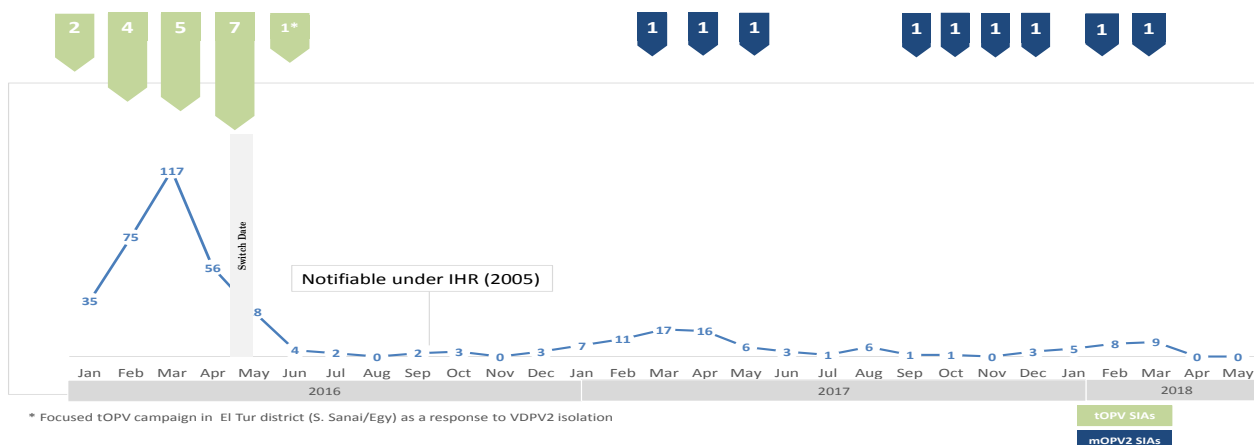
VDPV2

*Other: Healthy children, PIDs

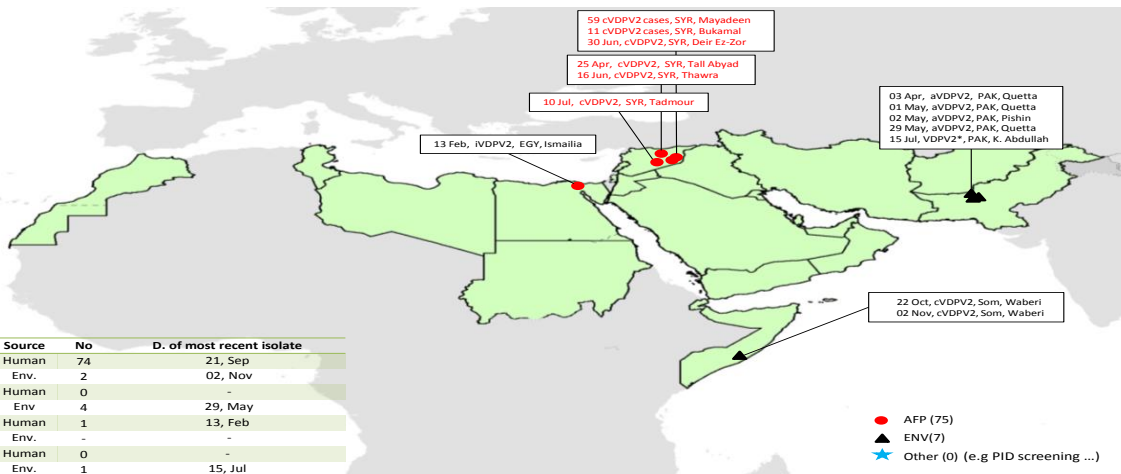
** VPDP2 isolated from index and contact at the same time



Sabin Like Type-2 Poliovirus Isolates (H & E) EMR, 2016-17-18



VDPV2 isolates, EMR countries, 2017



VDPV2 isolates, EMR countries, 2018

