

## **Highlights of this Polio Fax Bulletin No. 1030 for Week 26 2018**

### **I. Poliovirus Transmission**

1. No new confirmed isolates this week.

*There is advanced notification of a new WPV1 case from Afghanistan, three positive environmental samples from Pakistan (Peshawar, Rawalpindi and Lahore) and a new cVDPV2 from Somalia. Details will be shared in the next bulletin.*

### **II. Surveillance performance indicators**

1. Eighteen of 22 member states are meeting the global target of the two key surveillance indicators, namely non polio AFP rate of 2 per 100,000 children aged below 15 years and percent AFP cases with adequate specimen 80% and above.
  - i. Djibouti is missing both indicators. No AFP case reported since April 2017
  - ii. Morocco has a non-polio AFP rate less than 2/100,000 (1.7)
  - iii. Oman and Tunisia have below 80% AFP cases with adequate specimen (75 and 74.4 percent respectively).
2. Yemen has the highest number of 2017 AFP cases (98), which are not yet finally classified. Three other countries having pending case(s) of 2017 include Somalia (1), Djibouti (4) and Pakistan (4).



Table 1: Acute Flaccid Paralysis (AFP) cases by week of onset

Country	Reported AFP cases by week of onset - Week (26/18) / Ending on : 01/07/2018														
	Total AFP 2016	Total AFP 2017	Total AFP to date, 2018	W15 15 Apr 18	W16 21 Apr 18	W17 29 Apr 18	W18 06 May 18	W19 13 May 18	W20 20 May 18	W21 27 May 18	W22 03 Jun 18	W23 10 Jun 18	W24 17 Jun 18	W25 24 Jun 18	W26 01 Jul 18
Afghanistan	2905	3094	1641	71	67	52	88	66	60	55	61	54	31	40	5
Bahrain	14	18	19	0	2	1	1	0	1	1	0	0	0	0	0
Djibouti	3	4	0												
Egypt	1092	1242	662	29	21	20	34	24	22	21	28	13	16	25	2
Iran	776	820	426	18	20	18	23	17	27	28	19	10	5	0	
Iraq	605	699	479	22	27	14	23	16	19	20	25	14	6	5	0
Jordan ****	107	116	73	4	6	5	7	2	4	2	1	1	4	1	
Kuwait	50	69	41	3	4	1	2	2	0	1	1	1	1	2	1
Lebanon ****	111	75	44	2	0	1	1	5	4	3	0	1	1	0	
Libya	70	88	57	0	5	3	4	3	4	3	5	1	0		
Morocco	84	143	79	1	3	3	3	4	5	1	0	0			
Oman	39	40	12	0	1	1	2	0	0	1	0	0	0	0	0
Pakistan	7848	10317	5083	233	218	194	285	241	182	176	171	108	15	0	
Palestine ****	46	43	23	0	0	2	1	3	1	1	0	0			
Qatar	9	18	8	1	0	1	0	1	1	0	0	0	0	0	0
Saudi Arabia	273	276	97	4	7	2	7	4	3	2	3	3			
Somalia	316	345	163	8	6	8	5	8	7	4	8	4	3	4	0
Sudan	509	570	276	12	16	9	11	8	7	16	11	5	8	5	0
Syria ****	303	362	179	6	3	3	4	5	5	3	5	5	9	3	
Tunisia	90	67	39	0	1	2	2	2	1	3	0	1	0		
U.A.E	42	58	23	1	0	1	1	1	1	1	1	0	1	0	0
Yemen	715	713	361	12	11	17	8	10	8	7	7	1	3	2	
<b>Total EMR</b>	<b>16007</b>	<b>19177</b>	<b>9785</b>	<b>427</b>	<b>418</b>	<b>358</b>	<b>512</b>	<b>422</b>	<b>362</b>	<b>349</b>	<b>346</b>	<b>222</b>	<b>103</b>	<b>87</b>	<b>8</b>

□ No data = No report received

Table 2: Confirmed polio cases by month of onset

Country	Total year 2016	Total year 2017	01/07		Confirmed polio cases by month of onset											
			2017	2018	August 2017	September 2017	October 2017	November 2017	December 2017	January 2018	February 2018	March 2018	April 2018	May 2018	June 2018	July 2018
Afghanistan	13	14	5	8	0	1	3	2	2	3	3	1	1			
Bahrain	0	0	0	0	0	0	0	0	0	0	0	0	0		0	
Djibouti	0	0	0	0												
Egypt	0	0	0	0	0	0	0	0	0	0		0	0			
Iran	0	0	0	0	0	0	0	0	0	0	0	0	0			
Iraq	0	0	0	0	0	0	0	0	0		0	0	0			
Jordan ****	0	0	0	0	0	0	0	0	0	0	0	0	0			
Kuwait	0	0	0	0	0	0	0	0	0	0	0	0	0	0		
Lebanon ****	0	0	0	0	0	0	0	0	0	0	0	0	0	0		
Libya	0	0	0	0	0	0	0	0	0	0	0	0	0			
Morocco	0	0	0	0	0	0	0	0	0		0					
Oman	0	0	0	0	0	0	0	0	0	0	0	0	0	0	0	
Pakistan	20	8	3	3	2	0	0	3	0	0	0	1	1	1		
Palestine ****	0	0	0	0	0	0	0	0	0	0	0	0	0			
Qatar	0	0	0	0	0	0	0	0	0	0	0	0	0	0	0	
Saudi Arabia	0	0	0	0	0	0	0	0	0	0						
Somalia	0	0	0	0	0	0	0	0	0	0	0	0				
Sudan	0	0	0	0	0	0	0	0	0	0		0	0	0		
Syria ****	0	0	0	0	0	0	0	0	0	0	0	0				
Tunisia	0	0	0	0	0	0	0	0	0	0	0	0				
U.A.E	0	0	0	0	0	0	0	0	0	0	0	0				
Yemen	0	0	0	0	0	0	0	0	0							
<b>Total EMR</b>	<b>33</b>	<b>22</b>	<b>8</b>	<b>11</b>	<b>2</b>	<b>1</b>	<b>3</b>	<b>5</b>	<b>2</b>	<b>3</b>	<b>3</b>	<b>2</b>	<b>2</b>	<b>1</b>	<b>0</b>	<b>0</b>

\*\*\*\* UNRWA cases are included with those of country of residence

Advance notification of a new wild poliovirus 1 case from Afghanistan, Nad-e-Ali district, Helmand province with date of onset 01/06/2018



Table 3: Investigation of AFP cases with paralysis onset in 2017 & 2018 up to Week (26/18) / Ending on : 01/07/2018

COUNTRY	2017												2018												Latest line List Date						
	AFP									Specimen			Wild cases ****			AFP										Specimen			Wild cases ****		
	Total AFP cases onset 2017	Case classification					Non polio AFP rate **	AFP cases pending classification > 90 days from onset of paralysis	AFP cases pending classification and lab > 90 days from onset of paralysis	% with *** adequate specimens	Wild P1 Poliovirus	Wild P3 Poliovirus	Total AFP cases onset 2018	Case classification					Annualized Non polio AFP rate **	AFP cases pending classification > 90 days from onset of paralysis	AFP cases pending classification and lab > 90 days from onset of paralysis	% with *** adequate specimens	Wild P1 Poliovirus	Wild P3 Poliovirus							
		Total Confirmed Polio Cases *	Polio Compatible	Pending Classification	Discarded (non polio AFP)	VDPV								Total Confirmed Polio Cases *	Polio Compatible	Pending Classification	Discarded (non polio AFP)	VDPV													
Afghanistan	3094	14	0	0	3080	1	15.2	0	0	93.5	14	0	1641	8	0	156	1477	0	16.2	7	2	94.9	8	0	01-07-2018						
Bahrain	18	0	0	0	18	0	6.2	0	0	100.0	0	0	19	0	0	13	6	0	13.1	6	0	89.5	0	0	01-07-2018						
Djibouti	4	0	0	4	0	0	1.3	4	4	100.0	0	0	0	0	0	0	0	0	0.0	0	0		0	0	10-04-2017						
Egypt	1242	0	0	0	1240	2	3.3	0	0	94.4	0	0	662	0	0	104	558	0	3.4	0	0	90.5	0	0	28-06-2018						
Iran	820	0	0	0	820	0	4.3	0	0	96.7	0	0	426	0	0	13	413	0	4.4	0	0	96.9	0	0	30-06-2018						
Iraq	699	0	0	0	699	0	4.7	0	0	86.7	0	0	479	0	0	70	409	0	6.3	15	0	89.4	0	0	01-07-2018						
Jordan	116	0	0	0	116	0	4.2	0	0	100.0	0	0	73	0	0	31	42	0	5.2	0	0	100.0	0	0	28-06-2018						
Kuwait	69	0	0	0	69	0	7.5	0	0	92.8	0	0	41	0	0	3	38	0	8.9	0	0	87.8	0	0	01-07-2018						
Lebanon	75	0	0	0	75	0	4.0	0	0	80.0	0	0	44	0	0	2	42	0	4.8	0	0	100.0	0	0	29-06-2018						
Libya	88	0	0	0	88	0	4.3	0	0	96.6	0	0	57	0	0	12	45	0	4.6	0	0	94.7	0	0	17-06-2018						
Morocco	143	0	0	0	143	0	1.3	0	0	67.1	0	0	79	0	0	24	55	0	1.7	8	1	84.8	0	0	14-06-2018						
Oman	40	0	0	0	40	0	4.5	0	0	90.0	0	0	12	0	0	0	12	0	2.8	0	0	75.0	0	0	01-07-2018						
Pakistan	10317	8	2	4	10303	0	13.2	4	0	85.6	8	0	5083	3	0	534	4546	0	13.0	174	0	89.3	3	0	24-06-2018						
Palestine	43	0	0	0	43	0	2.3	0	0	97.7	0	0	23	0	0	9	14	0	2.4	0	0	95.7	0	0	10-06-2018						
Qatar	18	0	0	0	18	0	6.1	0	0	100.0	0	0	8	0	0	4	4	0	4.5	0	0	100.0	0	0	01-07-2017						
Saudi Arabia	276	0	0	0	276	0	3.5	0	0	98.9	0	0	97	0	0	68	29	0	2.4	25	24	95.9	0	0	14-06-2018						
Somalia	345	0	0	1	344	0	6.0	1	1	99.1	0	0	163	0	0	23	138	3	5.1	0	0	98.2	0	0	01-07-2018						
Sudan	570	0	0	0	570	0	3.2	0	0	96.3	0	0	276	0	0	18	258	0	3.1	0	0	98.2	0	0	01-07-2018						
Syria	362	0	1	0	287	74	4.7	0	0	80.9	0	0	179	0	0	22	157	0	4.6	1	0	86.0	0	0	30-06-2018						
Tunisia	67	0	0	0	67	0	2.5	0	0	74.6	0	0	39	0	0	11	28	0	3.0	2	0	74.4	0	0	22-06-2018						
U.A.E	58	0	0	0	58	0	5.7	0	0	98.3	0	0	23	0	0	3	20	0	3.7	0	0	100.0	0	0	01-07-2018						
Yemen	713	0	0	98	615	0	5.2	98	81	90.2	0	0	361	0	0	344	17	0	5.2	246	236	94.5	0	0	30-06-2018						
EMR	19177	22	3	107	18969	77	7.7	107	86	88.9	22	0	9785	11	0	1464	8308	3	7.8	484	263	91.3	11	0							
2016	16008	33	5	1	15961	8	6.4	0	0	89.6	33	0																			

\* Confirmed polio cases refer to wild isolation from AFP cases or from contacts of negative index AFP cases

\*\* Non-polio AFP per 100,000 children <15 years

\*\*\* Adequate here refers to two stool specimens collected at least 24 hours apart, within 14 days of paralysis onset

\*\*\*\* AFP cases co infected with P1 and P3 are counted separately as wild isolates

- Advance notification of a new wild poliovirus 1 case from Afghanistan, Nad-e-Ali district, Helmand province with date of onset 01/06/2018  
 - Advance notification of a new cVDPV2 case identified from a positive contact from Somalia, Dolo district, Gedo region with date of onset 26/05/2018



World Health Organization – Regional Office for Eastern Mediterranean  
AFP SURVEILLANCE  
Week 26, ending 01 July 2018

2-Jul-18  
Number 1030

Table 4 (a): Lab results of contacts' samples in EMR, 2017 - 2018

COUNTRY	2017						2018					
	# OF CONTACTS	LAB RESULTS					# OF CONTACTS	LAB RESULTS				
		WILD	VDPV	SL	NPEV	PENDING		WILD	VDPV	SL	NPEV	PENDING
AFG	1424	1	0	88	347	0	455	0	0	25	83	30
BAH	2	0	0	0	0	0	2	0	0	0	0	0
DJI	0	0	0	0	0	0	0	0	0	0	0	0
EGY	450	0	0	9	63	18	230	0	0	10	25	26
IRN	143	0	0	5	1	0	76	0	0	2	2	0
IRQ	698	0	0	18	101	16	453	0	0	12	56	27
JOR	2	0	0	0	0	0	0	0	0	0	0	0
KUW	8	0	0	0	0	2	0	0	0	0	0	0
LEB	92	0	0	2	3	21	131	0	0	1	2	39
LIB	4	0	0	0	0	1	0	0	0	0	0	0
MOR	87	0	0	0	7	0	33	0	0	0	4	13
OMA	115	0	0	1	24	1	37	0	0	1	8	0
PAK	3758	2	0	234	897	0	1820	1	0	93	284	73
PAL	0	0	0	0	0	0	0	0	0	0	0	0
QAT	0	0	0	0	0	0	0	0	0	0	0	0
SAA	0	0	0	0	0	0	5	0	0	0	0	5
SOM	1035	0	0	37	113	4	489	0	4	24	23	106
SUD	385	0	0	6	32	46	179	0	0	1	15	58
SYR	570	0	63	3	11	0	330	0	0	3	2	36
TUN	26	0	0	0	0	0	11	0	0	0	0	1
UAE	2	0	0	0	0	0	0	0	0	0	0	0
YEM	1737	0	0	43	114	667	720	0	0	0	0	720
EMR	10538	3	63	446	1713	776	4971	1	4	172	504	1134

Table 4 (B): Most recent wild contacts in EMRO, 2017 - 2018

Year	Country	Data	
		Count of wild contacts	Date of Most Recent stool collection
2018	Pakistan	1	08-05-18
<b>2018 Total</b>		<b>1</b>	<b>08-05-18</b>
2017	Pakistan	2	04-12-17
	Afghanistan	1	21-05-17
<b>2017 Total</b>		<b>3</b>	<b>04-12-17</b>

Advance notification of a new cVDPV2 contact from Somalia, Dolo district, Gedo region with date of stool collection 29/05/2018

Table 4 (C): Number and distribution by district of -ve index AFP cases identified as wild positive by contact in EMR, 2017-2018

YEAR	COUNTRY	PROVINCE	DISTRICT	COUNT	First case	Last case
2018	PAK	BALUCHISTAN	DUKKI	1	15-04-18	15-04-18
	<b>PAK Total</b>			<b>1</b>	<b>15-04-18</b>	<b>15-04-18</b>
2017	AFG	HILMAND	NAWZAD	1	16-04-17	16-04-17
	<b>AFG Total</b>			<b>1</b>	<b>16-04-17</b>	<b>16-04-17</b>



**Table 5: Laboratory investigation of AFP cases with paralysis onset in 2018 up to Week (26/18) / Ending on : (01/07/2018)**

Country	Polio laboratories  Sequencing performed by EGY, PAK, TUN, CDC and RIVM laboratories	AFP cases with specimens	Preliminary virus isolation results of AFP cases						Poliovirus intratypic differentiation results #										Indicators				Latest report Date			
			Referred for ITD		NPEV only	Negative	Pending		Type 1			Type 2			Type 3		Discordant pending sequence	NPEV by PCR	Non-EV	Pending ITD	% specimens positive for NPEV*	% AFP cases with culture results within 14 days		% AFP cases with ITD results within 7 days	% AFP cases with ITD results within 45 days of onset**	
			L20B+	L20B+&NPEV			received < / = 14 days	received > 14 days ago	Wild	Sabin	VDPV	Wild	Sabin	VDPV	Wild	Sabin										VDPV
Afghanistan	RRL Pakistan	1599	108	14	234	1157	85	1	8	83						76				1	14%	83%	100%	98%	24/06/2018	
Bahrain	PNL Oman	18			1	17															5%	100%		44%	19/06/2018	
Djibouti	NPL Kenya																								10/04/2017	
Egypt***	RRL Egypt	639	19	5	61	496	33	26		8						15				3	1	9%	100%	100%	99%	21/06/2018
Iran	NPL Iran	437	11		7	403	14	2		7	1					4						1%	100%	100%	99%	16/06/2018
Iraq	RRL Egypt	479	12		57	384	18	8		6						3				1		13%	100%	100%	89%	21/06/2018
Jordan	RRL EGYPT	72	2		5	64	1			1						2						10%	100%	100%	67%	21/06/2018
Kuwait	RRL Kuwait	40			4	31		5														7%	94%		97%	19/06/2018
Lebanon	NPL Jordan	47	2		2	41	2			1						1						4%	100%	100%	100%	21/06/2018
Libya	RRL Tunisia	59	1		4	51	3									1						7%	100%	100%	96%	22/06/2018
Morocco	NPL Morocco	56			1	50		5														5%	100%		98%	20/04/2018
Oman	NPL Oman	12			2	10																21%	92%		100%	19/06/2018
Pakistan	RRL Pakistan	5275	234	17	826	3843	327	26	2	157						173				2		14%	84%	99%	97%	24/06/2018
Palestine & UNRWA		23			3	17		3														15%	70%		100%	10/06/2018
Qatar	NPL Oman	8			1	7																13%	86%		100%	19/06/2018
Saudi Arabia	NPL Oman	103	2			98	1	4														0%	99%			21/06/2018
Somalia	NPL Kenya	163	12		12	116	7	16		7		3	2		6	2						9%	16%		100%	17/06/2018
Sudan	RRL Egypt	216	4		17	186		9		3						1				3		11%	100%	100%	57%	21/05/2018
Syria	RRL Egypt	177	3		3	154	16	1		1												1%	100%	100%	50%	21/06/2018
Tunisia	RRL Tunisia	46			1	43	2															2%	98%		98%	22/06/2018
U.A.E	NPL Oman	24			2	21	1															7%	83%		87%	19/06/2018
Yemen	RRL Egypt																									21/06/2018
<b>Total EMR 2018</b>		9493	410	36	1243	7189	510	106	10	274	1	3	2		282	2				9	2	12%	87%	99%	98%	
<b>Total EMR 2017</b>		18238	942	103	3557	13614		21	21	598		10	34*		705	1	21	25	4			16%	98%	99%	96%	

\* Specimens from all sources including non-AFP cases, excluding environmental samples

\* In 2017, 41 cVDPV2 were isolated from Syria by other Global Polio Laboratories Network (GPLN)

\*\* This indicator reflects surveillance and laboratory activities

Syria reported a total of 74 cVDPV2 cases in 2017 out of which 8 were identified by positive contacts



**Table 6: Environmental isolate by year and type**

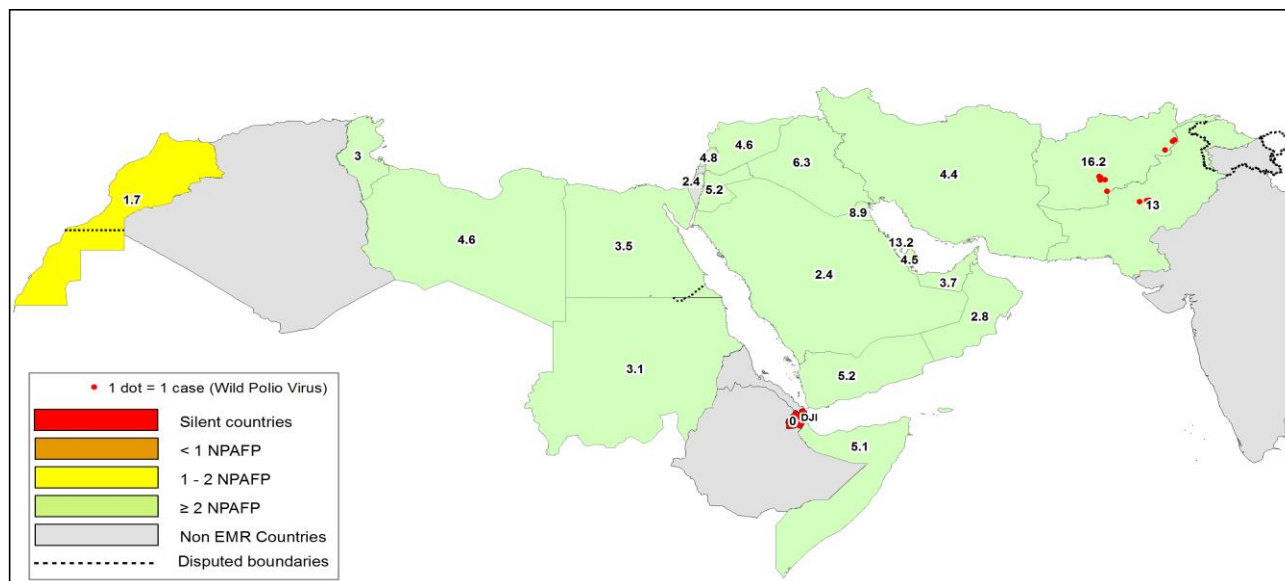
Country	Status	2015	2016	2017	2018
AFG	NEGATIVE	129	183	274	119
	PENDING				18
	WILD		20	2	42
<b>AFG Total</b>		<b>149</b>	<b>185</b>	<b>316</b>	<b>158</b>
EGY	NEGATIVE	495	528	522	233
	PENDING				32
	VDPV2		3	1	
<b>EGY Total</b>		<b>498</b>	<b>529</b>	<b>522</b>	<b>265</b>
IRN	NEGATIVE			6	18
	PENDING				2
<b>IRN Total</b>				<b>6</b>	<b>20</b>
JOR	NEGATIVE		2	32	8
	PENDING				10
<b>JOR Total</b>			<b>2</b>	<b>32</b>	<b>18</b>
LEB	NEGATIVE		4	27	7
	PENDING				12
<b>LEB Total</b>			<b>4</b>	<b>27</b>	<b>19</b>
PAK	NEGATIVE	347	462	523	247
	PENDING				41
	WILD	79	59	105	39
	WILD & VDPV2	5	3	1	
	VDPV2	8	5	4	
<b>PAK Total</b>		<b>439</b>	<b>529</b>	<b>633</b>	<b>327</b>
SOM	NEGATIVE			34	69
	PENDING				10
	VDPV2			2	10
	VDPV3				7
<b>SOM Total</b>			<b>36</b>	<b>96</b>	
SYR	NEGATIVE			4	26
	PENDING				5
<b>SYR Total</b>			<b>4</b>	<b>31</b>	
<b>Grand Total</b>		<b>1086</b>	<b>1249</b>	<b>1576</b>	<b>934</b>

**Table 7: Environmental Wild/VDPV isolate by site**

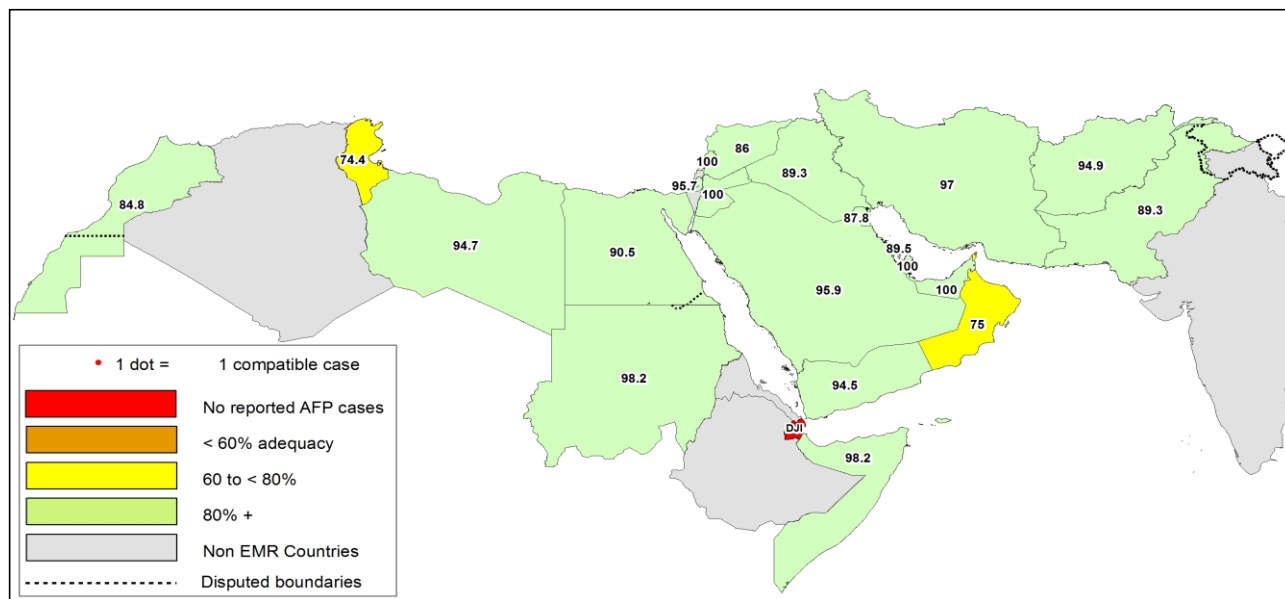
Country	COUNTRY	Status	PROVINCE	DISTRICT	Count	First date	Last date	
2017	AFG	WILD	HILMAND	LASHKARGAH	8	26-Apr	26-Dec	
				NAHR-E-SARAJ	1	25-Sep	25-Sep	
				KABUL	1	25-Oct	25-Oct	
				KANDAHAR	18	26-Jan	27-Dec	
				ASADABAD	1	25-Dec	25-Dec	
				BEHSUD	3	24-Sep	26-Dec	
		JALALABAD	10	24-Jan	26-Dec			
		<b>AFG Total</b>				<b>42</b>	<b>24-Jan</b>	<b>27-Dec</b>
		PAK	WILD	BALOCHISTAN	KABDULLAH	12	1-Jan	15-Oct
					LORALAI	3	17-Sep	17-Nov
	PISHIN				5	2-Jan	2-Oct	
	QUETTA				12	1-Jan	20-Dec	
	ZHOB				1	18-Dec	18-Dec	
	ISLAMABAD				5	10-Feb	10-Jul	
	KHYBER PAKHTUNKHWA				8	10-Jan	11-Dec	
	PUNJAB				1	18-Dec	18-Dec	
	MULTAN				1	9-Jan	9-Jan	
	RAWALPINDI				8	10-Jan	10-Oct	
	PAK	WILD & VDPV2	BALOCHISTAN	JACOBABAD	4	11-Aug	13-Dec	
				KAMBAR	1	15-Aug	15-Aug	
KHIBALDIA				2	8-Aug	3-Nov		
KHIGADAP				21	9-Jan	12-Dec		
KHIGQBAL				6	3-Feb	10-Oct		
KHIKORANGI				1	16-Oct	16-Oct		
KHILANDHI				7	16-Mar	14-Dec		
KHISITE				5	7-Aug	4-Dec		
SUKKUR				2	11-Apr	19-Sep		
QUETTA				3	3-Apr	29-May		
<b>PAK Total</b>				<b>110</b>	<b>1-Jan</b>	<b>20-Dec</b>		
SOM	VDPV2	BANADIR	WABERI	2	22-Oct	2-Nov		
<b>SOM Total</b>				<b>2</b>	<b>22-Oct</b>	<b>2-Nov</b>		
<b>2017 Total</b>				<b>154</b>	<b>1-Jan</b>	<b>27-Dec</b>		
2018	AFG	WILD	HILMAND	LASHKARGAH	1	8-Jan	8-Jan	
				KABUL	1	26-Feb	26-Feb	
				KANDAHAR	8	8-Jan	28-May	
				ASADABAD	1	24-Apr	24-Apr	
				BEHSUD	2	28-Jan	25-Feb	
				JALALABAD	8	27-Jan	28-May	
	<b>AFG Total</b>				<b>21</b>	<b>8-Jan</b>	<b>28-May</b>	
	PAK	WILD	BALOCHISTAN	KABDULLAH	1	1-Jan	1-Jan	
				LORALAI	1	17-Mar	17-Mar	
				QUETTA	4	13-Feb	28-May	
				CDA	1	10-Jan	10-Jan	
				KHYBER PAKHTUNKHWA	1	31-Mar	31-Mar	
				KOHAT	2	5-Jan	27-Mar	
				PESHAWAR	7	10-Jan	9-Jun	
				DERA GHAZI KHAN	1	12-Feb	12-Feb	
				LAHORE	1	11-Jun	11-Jun	
				RAWALPINDI	4	10-Jan	11-Jun	
				HYDERABAD	1	9-Feb	9-Feb	
				JACOBABAD	2	12-Feb	7-Mar	
				KAMBAR	2	7-Apr	7-May	
KHIGADAP				5	15-Feb	10-May		
KHILANDHI	2	10-Jan	20-Apr					
KHISITE	1	1-Jan	1-Jan					
SUKKUR	1	8-Feb	8-Feb					
KHILIAQAT	1	7-Mar	7-Mar					
BAJOUR	1	19-May	19-May					
<b>PAK Total</b>				<b>39</b>	<b>1-Jan</b>	<b>11-Jun</b>		
SOM	VDPV2	BANADIR	HAMAR WEYN	6	4-Jan	17-May		
			HODAN	1	22-Feb	22-Feb		
			WABERI	3	1-Mar	17-May		
			HAMAR WEYN	5	8-Mar	5-Apr		
SOM	VDPV3	BANADIR	WABERI	2	8-Mar	19-Apr		
<b>SOM Total</b>				<b>17</b>	<b>4-Jan</b>	<b>17-May</b>		
<b>2018 Total</b>				<b>77</b>	<b>1-Jan</b>	<b>11-Jun</b>		



**Figure 1: Non Polio AFP Rate and Wild Virus in EMR 01/01/2018 - 01/07/2018**



**Figure 2: Percent of AFP cases with Adequate Samples & Compatible Cases in EMR 01/01/2018 - 01/07/2018**



**Table 8: Wild polio cases by country and date of onset of paralysis in EMR, 2017 - 2018**

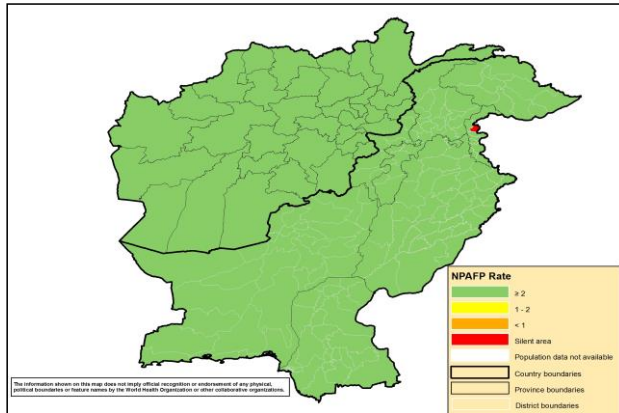
Year	COUNTRY	Count	First Case	Last Case
2017	AFG	14	13-01-17	28-12-17
	PAK	8	28-01-17	15-11-17
2017 Total		22	13-01-17	28-12-17
2018	AFG	8	01-01-18	27-04-18
	PAK	3	08-03-18	18-05-18
2018 Total		11	01-01-18	18-05-18

Advance notification of a new wild poliovirus 1 case from Afghanistan, Nad-e-Ali district, Helmand province with date of onset 01/06/2018

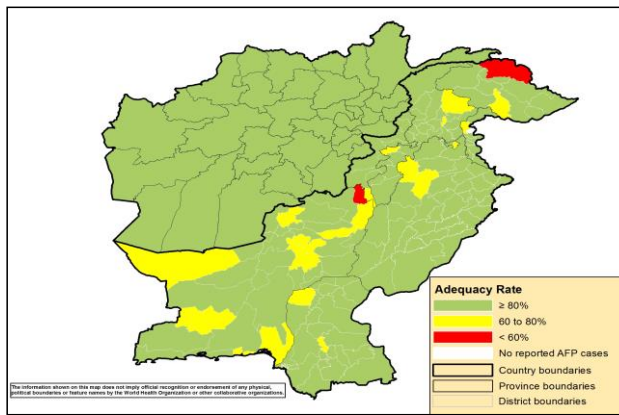
Last reported wild Polio P3 from Pakistan with date of onset 18/04/2012



**Figure 3: Non Polio AFP rate by Province in Afghanistan & by District in Pakistan 01/01/2018 - 01/07/2018**

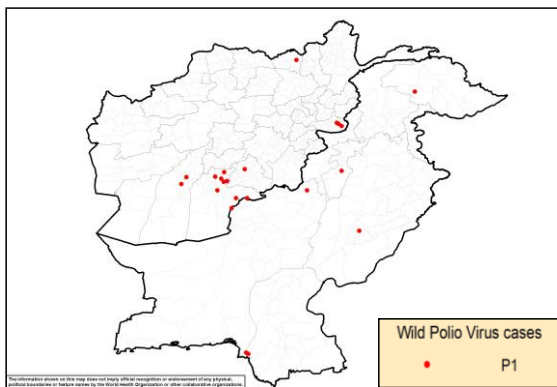


**Figure 4: Percent of AFP cases with Adequate Samples in Afghanistan by Province & Pakistan by District 01/01/2018 - 01/07/2018**

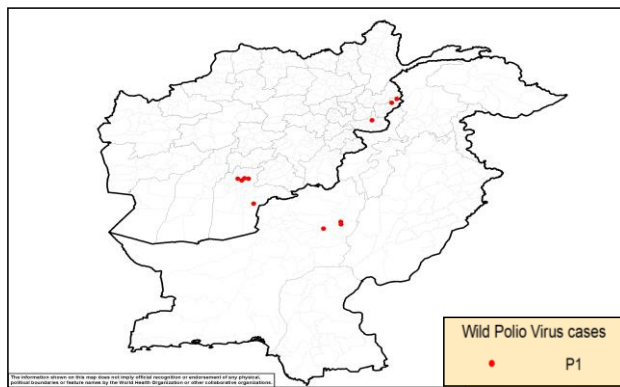


**Figure 5: Wild Virus Cases by Type & District in Afghanistan & Pakistan**

**5a: 01/01/2017 - 31/12/2017**



**5b: 01/01/2018 - 01/07/2018**



**Advance notification of a new wild poliovirus 1 case from Afghanistan, Nad-e-Ali district, Helmand province with date of onset 01/06/2018**





ONSETYR	PROVINCE	DISTRICT	Count	First case	Last case
2018	KANDAHAR	SHAHWALIKOT	3	05-01-18	27-04-18
		KHAKREZ	1	25-02-18	25-02-18
		SPINBOLDAK	1	06-01-18	06-01-18
	KUNAR	GHAZIABAD	2	14-02-18	03-03-18
	NANGARHAR	KAMA	1	01-01-18	01-01-18
<b>2018 Total</b>			<b>8</b>	<b>01-01-18</b>	<b>27-04-18</b>
2017	KANDAHAR	SPINBOLDAK	1	28-12-17	28-12-17
		SHAHWALIKOT	5	19-06-17	03-12-17
		KANDAHAR	1	13-01-17	13-01-17
	NANGARHAR	MUHMAND DARA	1	05-11-17	05-11-17
		BATIKOT	2	15-09-17	11-10-17
	ZABUL	ARGHANDAB (Z)	1	10-07-17	10-07-17
	HILMAND	NAWZAD	1	16-04-17	16-04-17
		NAHR-E-SARAJ	1	21-01-17	21-01-17
	KUNDUZ	DASHT-E-ARCHI	1	21-02-17	21-02-17
<b>2017 Total</b>			<b>14</b>	<b>13-01-17</b>	<b>28-12-17</b>

Advance notification of a new wild poliovirus 1 case from Afghanistan,  
Nad-e-Ali district, Helmand province with date of onset 01/06/2018

ONSETYR	PROVINCE	DISTRICT	Count	First case	Last case
2018	BALUCHISTAN	DUKKI	3	08-03-18	18-05-18
<b>2018 Total</b>			<b>3</b>	<b>08-03-18</b>	<b>18-05-18</b>
2017	BALUCHISTAN	ZHOB	1	15-11-17	15-11-17
		KABDULAH	2	11-06-17	13-11-17
	SINDH	KHIGADAP	1	09-11-17	09-11-17
		KHIGIQBAL	1	11-08-17	11-08-17
	KHYBER PAKHTOON	LAKKIMRWT	1	21-08-17	21-08-17
	GILGIT BALTISTAN	DIAMER	1	13-02-17	13-02-17
	PUNJAB	LODHRAN	1	28-01-17	28-01-17
<b>2017 Total</b>			<b>8</b>	<b>28-01-17</b>	<b>15-11-17</b>

**Table 11: Circulating VDPV cases and date of onset of paralysis in EMR countries by districts 2017-2018**

Year	COUNTRY	PROVINCE	DISTRICT	Count	First Case	Last Case
2017	SYR	HOMS	TADMOUR	1	10-07-17	10-07-17
		DEIR_AL_ZOUR	DEIR ALZOUR	1	30-06-17	30-06-17
		DEIR_AL_ZOUR	BOKAMAL	12	25-06-17	21-09-17
		DEIR_AL_ZOUR	MAYADEEN	58	05-03-17	09-09-17
		RAQUA	THAWRA	1	16-06-17	16-06-17
		RAQUA	TALABYAD	1	25-04-17	25-04-17
	<b>SYR Total</b>			<b>74</b>	<b>05-03-17</b>	<b>21-09-17</b>
<b>2017 Total</b>				<b>74</b>	<b>05-03-17</b>	<b>21-09-17</b>



**Table 12: VDPV2 and Sabin Like 2 isolates, EMRO countries 2017 - 2018**

Country	Source	Poliovirus type 2 by month																							
		2017												2018											
		Jan	Feb	Mar	Apr	May	Jun	Jul	Aug	Sep	Oct	Nov	Dec	Jan	Feb	Mar	Apr	May	Jun						
V2	S2	V2	S2	V2	S2	V2	S2	V2	S2	V2	S2	V2	S2	V2	S2	V2	S2	V2	S2	V2	S2	V2	S2		
AFG	AFP																								
	Contact																								
	Others*		1																						
BAH	AFP																								
	Contact																								
	Others*																								
DJI	AFP																								
	Contact																								
	Others*																								
EGY	AFP		1																						
	Contact																								
	Others*																								
IRN	AFP																								
	Contact																								
	Others*																								
IRQ	AFP			1																					
	Contact																								
	Others*																								
JOR	AFP																								
	Contact																								
	Others*																								
KWT	AFP																								
	Contact																								
	Others*																								
LEB	AFP																								
	Contact																								
	Others*																								
LIB	AFP																								
	Contact																								
	Others*																								
MOR	AFP																								
	Contact																								
	Others*																								
OMA	AFP																								
	Contact																								
	Others*																								
PAK	AFP	1		5	1						1														
	Contact		1	1	2																				
	Others*	5	9	11	1	10	3	6		3	1	1	2												
PNA	AFP																								
	Contact																								
	Others*																								
QAT	AFP																								
	Contact																								
	Others*																								
SAA	AFP																								
	Contact																								
	Others*																								
SUD	AFP																								
	Contact																								
	Others*																								
SOM	AFP																	1				1			
	Contact																			2					
	Others*									1	1			2	2	4	1	4	1	4	2	4	1		
SYR	AFP			2	4	15	12	8	22	2	3											1			
	Contact				2	1	17	11	7	22	5	1							1		1				
	Others*								2	2	1			1			1		1		1				
TUN	AFP																								
	Contact																								
	Others*																								
UAE	AFP																								
	Contact																								
	Others*																								
YEM	AFP																								
	Contact																								
	Others*																								
EMR	AFP	1	1	1	2	5	4	1	15	12	8	22	3	3					1		1		1		
	Contact			1	1	2	2	17	11	7	22	5	1						1		3				
	Others*	6	9	11	1	10	3	6		3	1	1	2		1	1		2	2	5	1	5	2	4	1

VDPV2

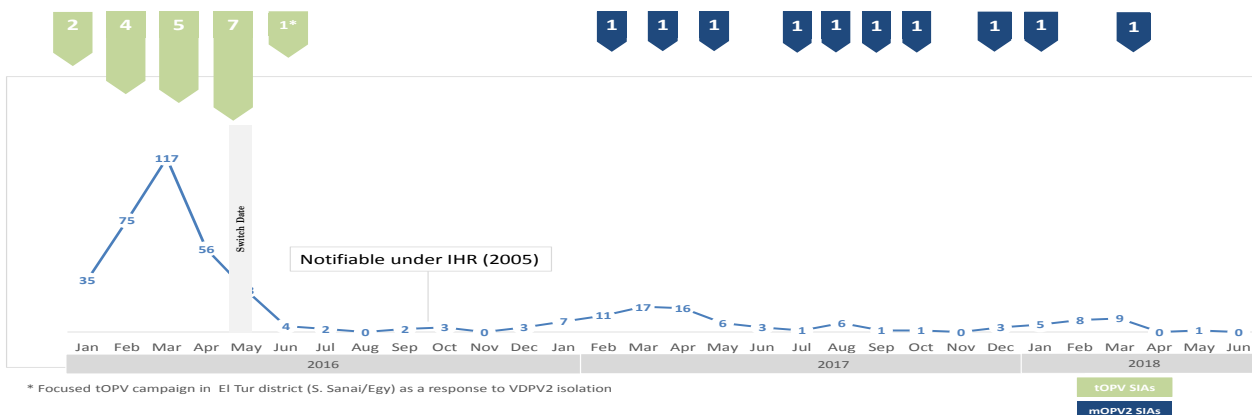
\*Other: Healthy children, PIDs

\*\* VDPV2 isolated from index and contact at the same time

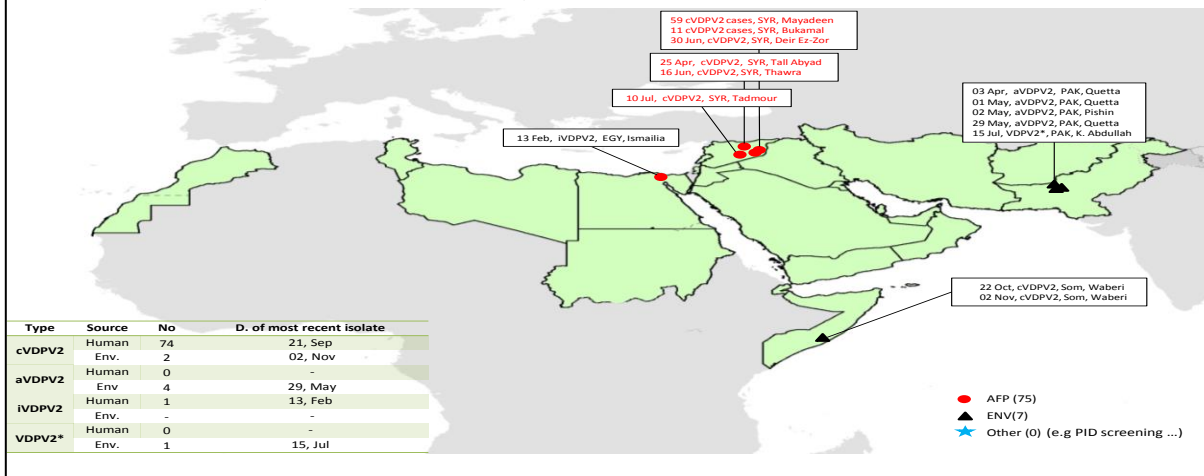
Advance notification of a new cVDPV2 contact from Somalia, Dolo district, Gedo region with date of stool collection 29/05/2018



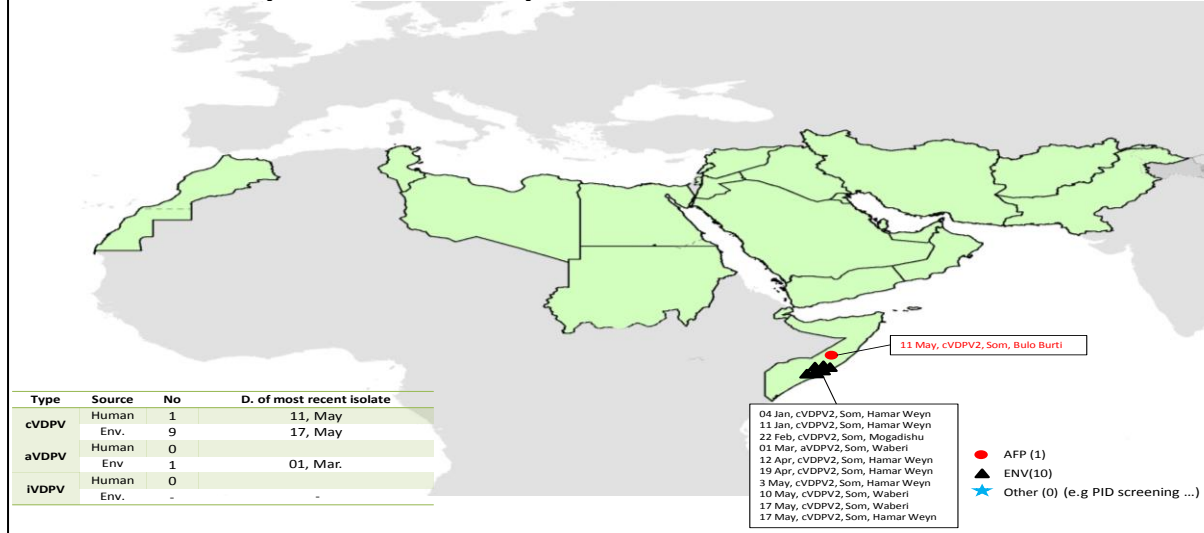
### Sabin Like Type-2 Poliovirus Isolates (H & E) EMR, 2016-17-18



### VDPV2 isolates, EMR countries, 2017



### VDPV2 isolates, EMR countries, 2018



**Advance notification of a new cVDPV2 identified from a positive contact from Somalia, Dolo district, Gedo region with date of onset 26/05/2018**