

Highlights of this Polio Fax Bulletin No. 1032 for Week 28 2018

I. Poliovirus Transmission

1. Endemic countries (PAKISTAN & AFGHANISTAN):

- a. One new wild poliovirus type 1 case reported this week from Afghanistan, from a new infected district Chawkay, Kunar province, with date of onset on 22 June 2018.

In 2018, so far, the number of WPV1 cases is 13 (Afghanistan – 10 and Pakistan – 3)

- b. Eight new environmental samples positive for wild poliovirus were reported this week from (Afghanistan – 5 and Pakistan - 3). The positive environmental samples from Afghanistan were from Kabul (2), Kandahar (2) and Jalalabad (1). The positive environmental samples from Pakistan were one each from Islamabad, Rawalpindi and Peshawar. The most recent positive samples collected on 5 July 2018 in Afghanistan and 10 July 2018 in Pakistan.

2. Outbreak response countries:

i. SOMALIA:

- No new cVDPV case. The total number of cVDPV cases remains 4 (two cVDPV3, one cVDPV2 and one had both cVDPV2 and cVDPV3). The dates of onset of most recent cVDPV2 is on 26 May and cVDPV3 is on 23 May 2018
- No new cVDPV2 environmental isolate. The date of collection of most recent positive environmental sample was on 17 May 2018.
- No new cVDPV3 environmental isolate. The date of collection of most recent positive environmental sample for cVDPV3 in Somalia was on 19 April 2018.

- ii. SYRIA: No new cVDPV2 isolate for more than nine months. The most recent cVDPV2 case in Syria had onset of paralysis on 21 September 2017. No cVDPV2 isolated from environmental samples in Syria

II. Surveillance performance indicators

1. Eighteen of 22 member states are meeting the global target of the two key surveillance indicators, namely non polio AFP rate of 2 per 100,000 children aged below 15 years and percent AFP cases with adequate specimen 80% and above.
 - i. Djibouti is missing both indicators. No AFP case reported since April 2017
 - ii. Morocco, Oman and Tunisia have below 80% AFP cases with adequate specimen (75.5, 76.9 and 75.6 percent respectively).
2. Yemen has the highest number of 2017 AFP cases (98), which are not yet finally classified. Two other countries having pending case(s) of 2017 include Somalia (1) and Djibouti (4).



World Health Organization – Regional Office for Eastern Mediterranean

AFP SURVEILLANCE

Week 29, ending 22 July 2018

23-Jul-18

Number 1033

Table 1: Acute Flaccid Paralysis (AFP) cases by week of onset

Country	Reported AFP cases by week of onset - Week (29/18) / Ending on : 22/07/2018														
	Total AFP 2016	Total AFP 2017	Total AFP to date, 2018	W18 06 May 18	W19 13 May 18	W20 20 May 18	W21 27 May 18	W22 03 Jun 18	W23 10 Jun 18	W24 17 Jun 18	W25 24 Jun 18	W26 01 Jul 18	W27 08 Jul 18	W28 15 Jul 18	W29 22 Jul 18
Afghanistan	2905	3094	1844	88	66	60	56	62	56	33	56	56	72	49	8
Bahrain	14	18	19	1	0	1	1	0	0	0	0	0	0	0	0
Djibouti	3	4	0												
Egypt	1092	1242	727	34	24	22	21	28	13	16	31	20	21	17	3
Iran	776	820	457	22	17	27	28	19	13	14	4	12	3	0	
Iraq	605	699	513	25	16	19	20	25	14	7	11	14	11	0	
Jordan ****	107	116	84	7	2	4	2	1	1	4	1	3	4	4	
Kuwait	50	69	42	2	2	0	1	1	1	1	2	2	0	0	
Lebanon ****	111	75	53	1	5	5	3	0	1	2	0	4	2	1	
Libya	70	88	67	4	3	4	3	5	1	2	1	3	4	0	
Morocco	84	143	102	5	4	7	1	6	5	2	1	3	1	1	
Oman	39	40	13	2	0	0	1	0	0	0	0	1	0	0	0
Pakistan	7848	10317	5941	294	251	191	193	199	172	167	162	192	154	43	0
Palestine ****	46	43	26	1	3	1	1	0	2	0	0	1	0	0	
Qatar	9	18	9	0	1	1	0	0	0	0	0	0	1	0	0
Saudi Arabia	273	276	99	7	4	3	3	3	3	1	0	0	0	0	
Somalia	316	345	185	5	8	7	4	8	4	4	5	10	7	3	0
Sudan	509	570	318	11	8	7	16	11	5	8	14	12	16	5	0
Syria ****	303	362	201	4	5	4	3	5	5	9	7	6	11	0	
Tunisia	90	67	41	2	2	1	3	0	1	0	1	1	0	0	
U.A.E	42	58	23	1	1	1	1	1	0	1	0	0	0	0	
Yemen	715	713	361	8	10	8	7	7	1	3	2				
Total EMR	16007	19177	11125	524	432	373	368	381	298	274	298	340	307	123	11

□ No data = No report received

Table 2: Confirmed polio cases by month of onset

Country	Total year 2016	Total year 2017	22/07		Confirmed polio cases by month of onset											
			2017	2018	August 2017	September 2017	October 2017	November 2017	December 2017	January 2018	February 2018	March 2018	April 2018	May 2018	June 2018	July 2018
Afghanistan	13	14	6	10	0	1	3	2	2	3	3	1	1	0	2	
Bahrain	0	0	0	0	0	0	0	0	0	0	0	0	0	0	0	
Djibouti	0	0	0	0												
Egypt	0	0	0	0	0	0	0	0	0	0		0	0			
Iran	0	0	0	0	0	0	0	0	0	0	0	0	0	0		
Iraq	0	0	0	0	0	0	0	0	0	0	0	0	0			
Jordan ****	0	0	0	0	0	0	0	0	0	0	0	0	0			
Kuwait	0	0	0	0	0	0	0	0	0	0	0	0	0	0	0	
Lebanon ****	0	0	0	0	0	0	0	0	0	0	0	0	0	0		
Libya	0	0	0	0	0	0	0	0	0	0	0	0	0			
Morocco	0	0	0	0	0	0	0	0	0	0	0	0	0			
Oman	0	0	0	0	0	0	0	0	0	0	0	0	0	0		
Pakistan	20	8	3	3	2	0	0	3	0	0	0	1	1	1		
Palestine ****	0	0	0	0	0	0	0	0	0	0	0	0	0	0	0	
Qatar	0	0	0	0	0	0	0	0	0	0	0	0	0	0	0	
Saudi Arabia	0	0	0	0	0	0	0	0	0	0						
Somalia	0	0	0	0	0	0	0	0	0	0	0	0	0	0		
Sudan	0	0	0	0	0	0	0	0	0	0	0	0	0	0		
Syria ****	0	0	0	0	0	0	0	0	0	0	0	0	0	0		
Tunisia	0	0	0	0	0	0	0	0	0	0	0	0	0	0		
U.A.E	0	0	0	0	0	0	0	0	0	0	0	0	0			
Yemen	0	0	0	0	0	0	0	0	0	0						
Total EMR	33	22	9	13	2	1	3	5	2	3	3	2	2	1	2	0

**** UNRWA cases are included with those of country of residence



Table 3: Investigation of AFP cases with paralysis onset in 2017 & 2018 up to Week (29/18) / Ending on : 22/07/2018

COUNTRY	2017											2018											Latest line List Date		
	AFP									Specimen	Wild cases ****		AFP									Specimen		Wild cases ****	
	Total AFP cases onset 2017	Case classification					Non polio AFP rate **	AFP cases pending classification > 90 days from onset of paralysis	AFP cases pending classification and lab > 90 days from onset of paralysis		% with *** adequate specimens	Wild P1 Poliovirus	Wild P3 Poliovirus	Total AFP cases onset 2018	Case classification					Annualized Non polio AFP rate **	AFP cases pending classification > 90 days from onset of paralysis			AFP cases pending classification and lab > 90 days from onset of paralysis	% with *** adequate specimens
		Total Confirmed Polio Cases *	Polio Compatible	Pending Classification	Discarded (non polio AFP)	VDPV				Total Confirmed Polio Cases *					Polio Compatible	Pending Classification	Discarded (non polio AFP)	VDPV							
Afghanistan	3094	14	0	0	3080	1	15.2	0	0	93.5	14	0	1844	10	0	213	1621	0	16.3	14	0	95.0	10	0	22-07-2018
Bahrain	18	0	0	0	18	0	6.2	0	0	100.0	0	0	19	0	0	7	12	0	11.8	4	0	94.7	0	0	12-07-2018
Djibouti	4	0	0	4	0	0	1.3	4	4	100.0	0	0	0	0	0	0	0	0	0.0	0	0		0	0	10-04-2017
Egypt	1242	0	0	0	1240	2	3.3	0	0	94.4	0	0	727	0	0	96	631	0	3.4	1	0	91.1	0	0	19-07-2018
Iran	820	0	0	0	820	0	4.3	0	0	96.7	0	0	457	0	0	10	447	0	4.2	0	0	96.9	0	0	21-07-2018
Iraq	699	0	0	0	699	0	4.7	0	0	86.7	0	0	513	0	0	87	426	0	6.0	23	1	89.3	0	0	16-07-2018
Jordan	116	0	0	0	116	0	4.2	0	0	100.0	0	0	84	0	0	27	57	0	5.3	1	0	100.0	0	0	19-07-2018
Kuwait	69	0	0	0	69	0	7.5	0	0	92.8	0	0	42	0	0	3	39	0	8.2	0	0	88.1	0	0	21-07-2018
Lebanon	75	0	0	0	75	0	4.0	0	0	80.0	0	0	53	0	0	7	46	0	5.1	0	0	96.2	0	0	20-07-2018
Libya	88	0	0	0	88	0	4.3	0	0	96.6	0	0	67	0	0	12	55	0	4.8	0	0	95.5	0	0	21-07-2018
Morocco	143	0	0	0	143	0	1.3	0	0	67.1	0	0	102	0	0	33	69	0	2.0	7	0	75.5	0	0	14-07-2018
Oman	40	0	0	0	40	0	4.5	0	0	90.0	0	0	13	0	0	1	12	0	2.7	0	0	76.9	0	0	22-07-2018
Pakistan	10317	8	2	0	10307	0	13.2	0	0	85.6	8	0	5941	3	0	511	5427	0	13.7	71	0	89.1	3	0	22-07-2018
Palestine	43	0	0	0	43	0	2.3	0	0	97.7	0	0	26	0	0	8	18	0	2.5	0	0	92.3	0	0	19-07-2018
Qatar	18	0	0	0	18	0	6.1	0	0	100.0	0	0	9	0	0	5	4	0	4.5	1	0	100.0	0	0	22-07-2017
Saudi Arabia	276	0	0	0	276	0	3.5	0	0	98.9	0	0	99	0	0	70	29	0	2.2	44	43	94.9	0	0	15-07-2018
Somalia	345	0	0	1	344	0	6.0	1	1	99.1	0	0	185	0	0	24	159	4	5.2	1	1	98.4	0	0	22-07-2018
Sudan	570	0	0	0	570	0	3.2	0	0	96.3	0	0	318	0	0	27	291	0	3.2	0	0	98.4	0	0	22-07-2018
Syria	362	0	1	0	287	74	4.7	0	0	80.9	0	0	201	0	0	24	177	0	4.6	3	0	86.6	0	0	21-07-2018
Tunisia	67	0	0	0	67	0	2.5	0	0	74.6	0	0	41	0	0	2	39	0	2.8	0	0	75.6	0	0	20-07-2018
U.A.E	58	0	0	0	58	0	5.7	0	0	98.3	0	0	23	0	0	3	20	0	3.3	0	0	100.0	0	0	15-07-2018
Yemen	713	0	0	98	615	0	5.2	98	81	90.2	0	0	361	0	0	344	17	0	4.6	281	268	94.5	0	0	30-06-2018
EMR	19177	22	3	103	18973	77	7.7	103	86	88.9	22	0	11125	13	0	1514	9596	4	8.0	451	313	91.2	13	0	
2016	16008	33	5	1	15961	8	6.4	0	0	89.6	33	0													

* Confirmed polio cases refer to wild isolation from AFP cases or from contacts of negative index AFP cases

** Non-polio AFP per 100,000 children <15 years

*** Adequate here refers to two stool specimens collected at least 24 hours apart, within 14 days of paralysis onset

**** AFP cases co infected with P1 and P3 are counted separately as wild isolates



World Health Organization – Regional Office for Eastern Mediterranean
AFP SURVEILLANCE
Week 29, ending 22 July 2018

23-Jul-18
Number 1033

Table 4 (a): Lab results of contacts' samples in EMR, 2017 - 2018

COUNTRY	2017						2018					
	# OF CONTACTS	WILD	VDPV	SL	NPEV	PENDING	# OF CONTACTS	WILD	VDPV	SL	NPEV	PENDING
AFG	1424	1	0	88	347	0	530	0	0	27	108	35
BAH	2	0	0	0	0	0	2	0	0	0	0	0
DJI	0	0	0	0	0	0	0	0	0	0	0	0
EGY	450	0	0	9	63	18	263	0	0	10	27	29
IRN	143	0	0	5	1	0	82	0	0	2	2	0
IRQ	698	0	0	18	101	16	469	0	0	15	59	19
JOR	2	0	0	0	0	0	0	0	0	0	0	0
KUW	8	0	0	0	0	2	0	0	0	0	0	0
LEB	92	0	0	2	3	21	146	0	0	1	3	34
LIB	4	0	0	0	0	1	0	0	0	0	0	0
MOR	87	0	0	0	7	0	41	0	0	0	4	8
OMA	115	0	0	1	24	1	37	0	0	1	8	0
PAK	3758	2	0	234	897	0	2104	1	0	93	284	73
PAL	0	0	0	0	0	0	0	0	0	0	0	0
QAT	0	0	0	0	0	0	0	0	0	0	0	0
SAA	0	0	0	0	0	0	5	0	0	0	0	5
SOM	1035	0	0	37	113	4	555	0	5	27	33	109
SUD	385	0	0	6	32	46	188	0	0	1	15	63
SYR	570	0	63	3	11	0	363	0	0	3	2	18
TUN	26	0	0	0	0	0	12	0	0	0	0	0
UAE	2	0	0	0	0	0	0	0	0	0	0	0
YEM	1737	0	0	43	114	667	720	0	0	0	0	720
EMR	10538	3	63	446	1713	776	5517	1	5	180	545	1113

Table 4 (B): Most recent wild contacts in EMRO, 2017 - 2018

Year	Country	Data	
		Count of wild contacts	Date of Most Recent stool collection
2018	Pakistan	1	08-05-18
2018 Total		1	08-05-18
2017	Pakistan	2	04-12-17
	Afghanistan	1	21-05-17
2017 Total		3	04-12-17

Table 4 (C): Number and distribution by district of -ve index AFP cases identified as wild positive by contact in EMR, 2017-2018

YEAR	COUNTRY	PROVINCE	DISTRICT	COUNT	First case	Last case
2018	PAK	BALUCHISTAN	DUKKI	1	15-04-18	15-04-18
	PAK Total			1	15-04-18	15-04-18
2017	AFG	HILMAND	NAWZAD	1	16-04-17	16-04-17
	AFG Total			1	16-04-17	16-04-17



Table 5: Laboratory investigation of AFP cases with paralysis onset in 2018 up to Week (29/18) / Ending on : (22/07/2018)

Country	Polio laboratories Sequencing performed by EGY, PAK, TUN, CDC and RIVM laboratories	AFP cases with specimens	Preliminary virus isolation results of AFP cases						Poliovirus intratypic differentiation results #										Indicators				Latest report Date		
			Referred for ITD		NPEV only	Negative	Pending		Type 1			Type 2			Type 3		Discordant pending sequence	NPEV by PCR	Non-EV	Pending ITD	% specimens positive for NPEV*	% AFP cases with culture results within 14 days		% AFP cases with ITD results within 7 days	% AFP cases with ITD results within 45 days of onset**
			L20B+	L20B+&NPEV			received < / = 14 days	received > 14 days ago	Wild	Sabin	VDPV	Wild	Sabin	VDPV	Wild	Sabin									
Afghanistan	RRL Pakistan	1790	114	15	280	1255	117	9	10	88											15%	85%	100%	98%	21/07/2018
Bahrain	PNL Oman	19			1	18															5%	100%		42%	22/07/2018
Djibouti	NPL Kenya																								10/04/2017
Egypt***	RRL Egypt	699	21	6	71	550	36	16		9							4		2		9%	100%	100%	99%	19/07/2018
Iran	NPL Iran	466	11		8	436	9	2		7											1%	100%	100%	99%	21/07/2018
Iraq	RRL Egypt	537	13		61	414	40	9		8											13%	100%	100%	73%	19/07/2018
Jordan	RRL EGYPT	81	3		5	70	3			1											9%	100%	100%	100%	22/07/2018
Kuwait	RRL Kuwait	42	1		4	36		1											1		6%	95%		98%	22/07/2018
Lebanon	NPL Jordan	54	2		3	46	3			1											6%	100%	100%	50%	22/07/2018
Libya	RRL Tunisia	66	1		4	57	4														6%	100%	100%	97%	19/07/2018
Morocco	NPL Morocco	94			2	86	6														4%	94%		93%	20/07/2018
Oman	NPL Oman	13			2	11															21%	92%		100%	22/07/2018
Pakistan	RRL Pakistan	5886	242	17	977	4263	378	10	2	159							2				15%	85%	99%	97%	21/07/2018
Palestine & UNRWA		26			3	22	1														12%	68%		100%	19/07/2018
Qatar	NPL Oman	9			1	7	1														13%	86%		100%	22/07/2018
Saudi Arabia	NPL Oman	115	2		1	106	5	4													1%	98%			19/07/2018
Somalia	NPL Kenya	185	12		14	135	9	15		7		3	2 #		6	3 #					9%	17%		100%	22/07/2018
Sudan	RRL Egypt	216	4		17	186		9		3							1				11%	100%	100%	80%	21/05/2018
Syria	RRL Egypt	201	3		5	177	15	1		1											2%	100%	100%	67%	19/07/2018
Tunisia	RRL Tunisia	50			1	47	2														1%	98%		98%	19/07/2018
U.A.E	NPL Oman	25			3	22															10%	84%		88%	22/07/2018
Yemen	NPL Kenya																								05/07/2018
Total EMR 2018		10574	429	38	1463	7944	629	76	12	284			3	2 #	298	3 #	7		3		13%	88%	99%	97%	
Total EMR 2017		18238	942	103	3557	13614		21	21	598			10	34*	705	1	21	25	4		16%	98%	99%	96%	

* Specimens from all sources including non-AFP cases, excluding environmental samples

** This indicator reflects surveillance and laboratory activities

* In 2017, 41 cVDPV2 were isolated from Syria by other Global Polio Laboratories Network (GPLN)

Syria reported a total of 74 cVDPV2 cases in 2017 out of which 8 were identified by positive contacts

Somalia in 2018 has a total to date of 4 cVDPVs (1 cVDPV2, 2 cVDPV3 & 1 coinfection cVDPV2/cVDPV3)



Table 6: Environmental isolate by year and type

Country	Status	2015	2016	2017	2018
AFG	NEGATIVE	129	183	274	140
	PENDING				8
	WILD	20	2	42	28
AFG Total		149	185	316	176
EGY	NEGATIVE	495	528	522	281
	PENDING				15
	VDPV2	3	1		
EGY Total		498	529	522	296
IRN	NEGATIVE			6	20
IRN Total				6	20
JOR	NEGATIVE		2	32	11
	PENDING				9
JOR Total			2	32	20
LEB	NEGATIVE		4	27	8
	PENDING				13
LEB Total			4	27	21
PAK	NEGATIVE	347	462	523	288
	PENDING				31
	WILD	79	59	105	46
	WILD & VDPV2	5	3	1	
	VDPV2	8	5	4	
PAK Total		439	529	633	365
SOM	NEGATIVE			34	85
	PENDING				10
	VDPV2			2	10
	VDPV3				7
SOM Total			36	112	
SYR	NEGATIVE			4	32
	PENDING				8
SYR Total			4	40	
Grand Total		1086	1249	1576	1050

Table 7: Environmental Wild/VDPV isolate by site

Country	COUNTRY	Status	PROVINCE	DISTRICT	Count	First date	Last date		
2017	AFG	WILD	HILMAND	LASHKARGAH	8	26-Apr	26-Dec		
				NAHR-E-SARAJ	1	25-Sep	25-Sep		
				KABUL	1	25-Oct	25-Oct		
				KANDAHAR	18	26-Jan	27-Dec		
				KUNAR	1	25-Dec	25-Dec		
			NANGARHAR	BEHSUD	3	24-Sep	26-Dec		
				JALALABAD	10	24-Jan	26-Dec		
			AFG Total				42	24-Jan	27-Dec
			PAK	WILD	BALOCHISTAN	KABDULLAH	12	1-Jan	15-Oct
						LORALAI	3	17-Sep	17-Nov
	PISHIN	5				2-Jan	2-Oct		
	QUETTA	12				1-Jan	20-Dec		
	ZHOB	1				18-Dec	18-Dec		
	CDA	5				10-Feb	10-Jul		
	KHYBER PAKHTUNKHWA	PESHAWAR				8	10-Jan	11-Dec	
		LAHORE				1	18-Dec	18-Dec	
	PUNJAB	MULTAN				1	9-Jan	9-Jan	
		RAWALPINDI				8	10-Jan	10-Oct	
	SINDH	JACOBABAD				4	11-Aug	13-Dec	
		KAMBAR				1	15-Aug	15-Aug	
		KHIBALDIA				2	8-Aug	3-Nov	
		KHIGADAP				21	9-Jan	12-Dec	
		KHIGIQBAL				6	3-Feb	10-Oct	
		KHIKORANGI				1	16-Oct	16-Oct	
		KHILANDHI				7	16-Mar	14-Dec	
	WILD & VDPV2	BALOCHISTAN	KHISITE	5	7-Aug	4-Dec			
			SUKKUR	2	11-Apr	19-Sep			
KABDULLAH			1	15-Jul	15-Jul				
VDPV2	BALOCHISTAN	PISHIN	1	2-May	2-May				
		QUETTA	3	3-Apr	29-May				
PAK Total				110	1-Jan	20-Dec			
SOM	VDPV2	BANADIR	WABERI	2	22-Oct	2-Nov			
SOM Total				2	22-Oct	2-Nov			
2017 Total				154	1-Jan	27-Dec			
2018	AFG	WILD	HILMAND	LASHKARGAH	1	8-Jan	8-Jan		
				KABUL	3	26-Feb	26-Jun		
				KANDAHAR	11	8-Jan	5-Jul		
				KUNAR	1	24-Apr	24-Apr		
				NANGARHAR	2	28-Jan	25-Feb		
				JALALABAD	10	27-Jan	26-Jun		
	AFG Total				28	8-Jan	5-Jul		
	PAK	WILD	BALOCHISTAN	KABDULLAH	1	1-Jan	1-Jan		
				LORALAI	1	17-Mar	17-Mar		
				QUETTA	4	13-Feb	28-May		
				CDA	3	10-Jan	10-Jul		
				KHYBER PAKHTUNKHWA	BANNU	1	31-Mar	31-Mar	
					KOHAT	3	5-Jan	27-Jun	
				PUNJAB	PESHAWAR	9	10-Jan	10-Jul	
					DERA GHAZI KHAN	1	12-Feb	12-Feb	
				SINDH	LAHORE	1	11-Jun	11-Jun	
					RAWALPINDI	5	10-Jan	10-Jul	
				FATA	HYDERABAD	1	9-Feb	9-Feb	
					JACOBABAD	2	12-Feb	7-Mar	
					KAMBAR	2	7-Apr	7-May	
					KHIGADAP	6	15-Feb	8-Jun	
					KHILANDHI	2	10-Jan	20-Apr	
					KHISITE	1	1-Jan	1-Jan	
					SUKKUR	1	8-Feb	8-Feb	
				WABERI	KHILIAQAT	1	7-Mar	7-Mar	
	BAJOUR	1	19-May		19-May				
	PAK Total				46	1-Jan	10-Jul		
SOM	VDPV2	BANADIR	HAMAR WEYN	6	4-Jan	17-May			
			HODAN	1	22-Feb	22-Feb			
			WABERI	3	1-Mar	17-May			
			HAMAR WEYN	5	8-Mar	5-Apr			
VDPV3	BANADIR	WABERI	2	8-Mar	19-Apr				
SOM Total				17	4-Jan	17-May			
2018 Total				91	1-Jan	10-Jul			



Figure 1: Non Polio AFP Rate and Wild Virus in EMR 01/01/2018 - 22/07/2018

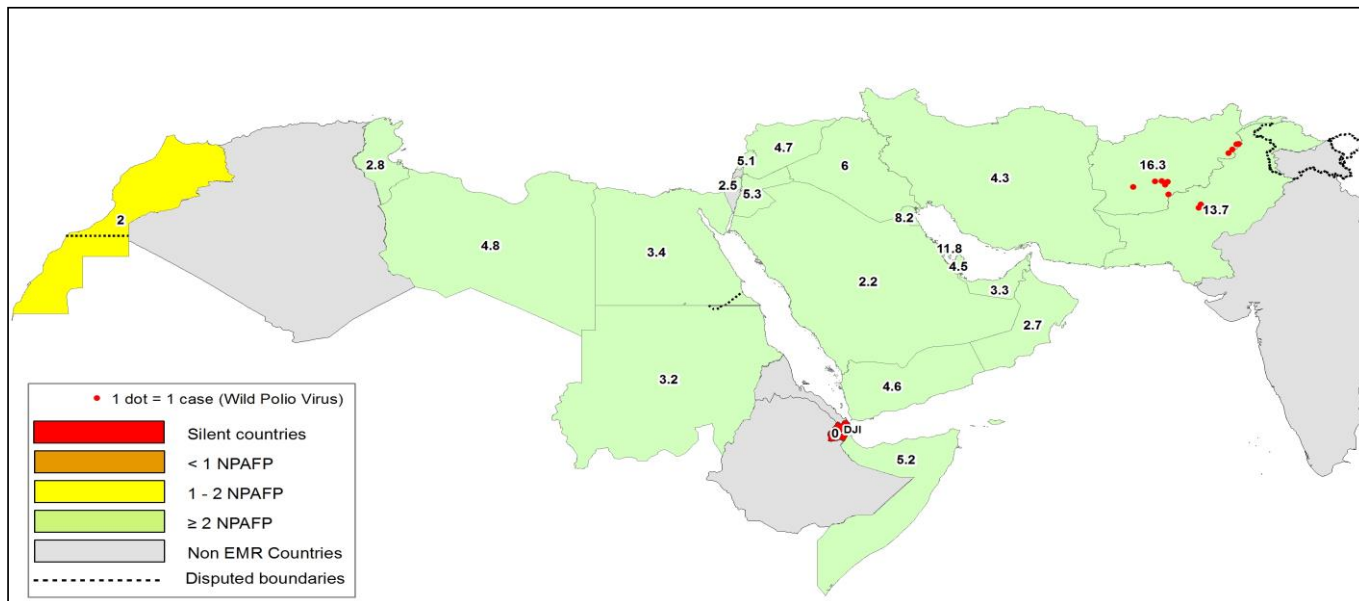


Figure 2: Percent of AFP cases with Adequate Samples & Compatible Cases in EMR 01/01/2018 - 22/07/2018

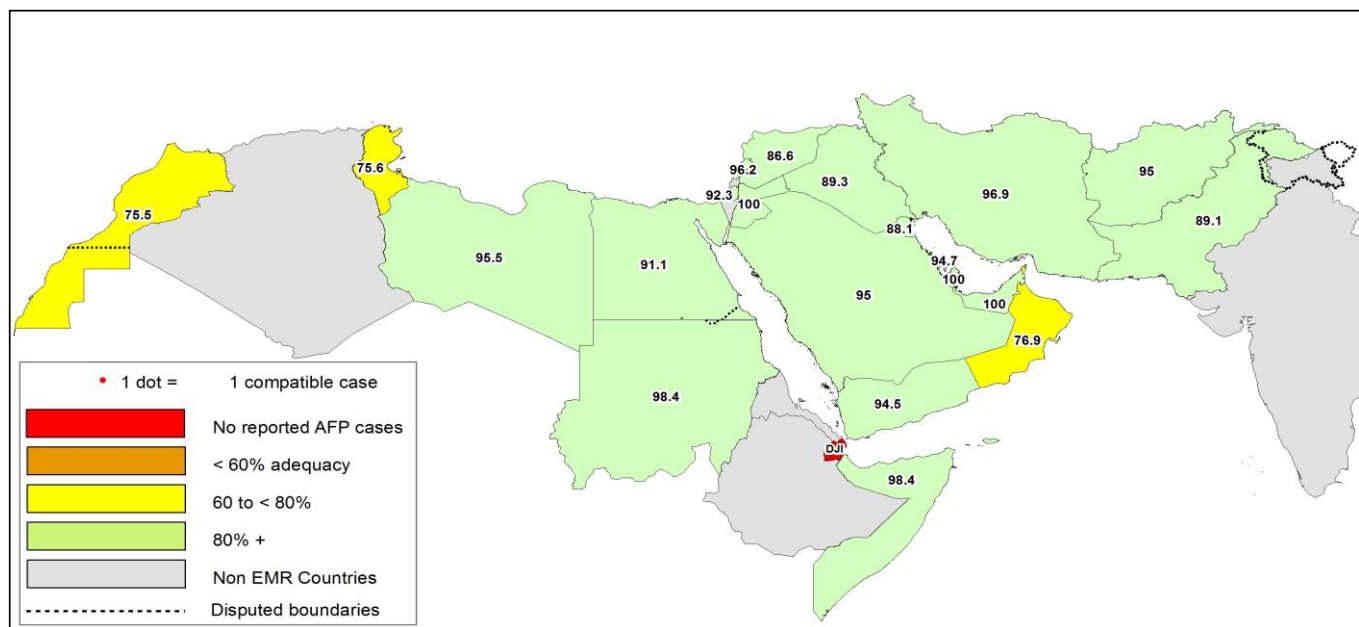


Table 8: Wild polio cases by country and date of onset of paralysis in EMR, 2017 - 2018

Year	COUNTRY	P1		
		Count	First Case	Last Case
2018	AFG	10	01-01-18	22-06-18
	PAK	3	08-03-18	18-05-18
2018 Total		13	01-01-18	22-06-18
2017	AFG	14	13-01-17	28-12-17
	PAK	8	28-01-17	15-11-17
2017 Total		22	13-01-17	28-12-17

Last reported wild Polio P3 from Pakistan with date of onset 18/04/2012



Figure 3: Non Polio AFP rate by Province in Afghanistan & by District in Pakistan 01/01/2018 - 22/07/2018

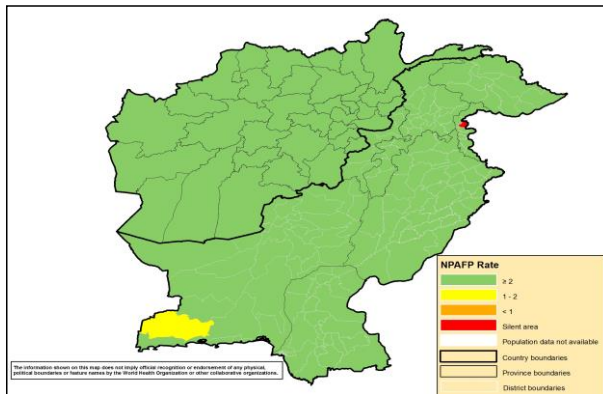


Figure 4: Percent of AFP cases with Adequate Samples in Afghanistan by Province & Pakistan by District 01/01/2018 - 22/07/2018

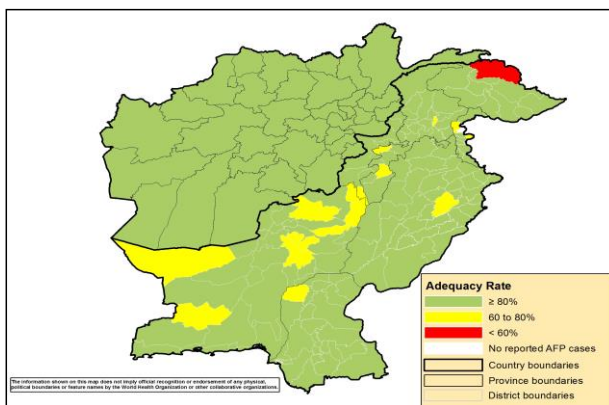
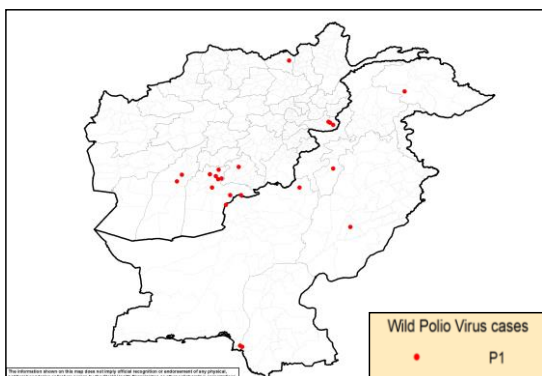
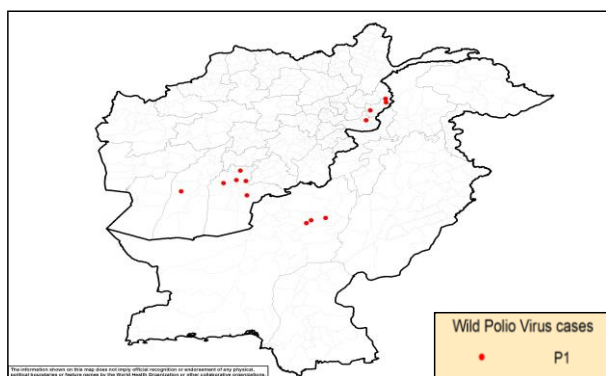


Figure 5: Wild Virus Cases by Type & District in Afghanistan & Pakistan

5a: 01/01/2017 - 31/12/2017



5b: 01/01/2018 - 22/07/2018



**Table 9: Wild Polio cases by district and date of onset of paralysis, Afghanistan 2017-2018**

Year of onset	PROVINCE	DISTRICT	Count	First case	Last case
2018	KUNAR	CHAWKAY	1	22-06-18	22-06-18
		GHAZIABAD	2	14-02-18	03-03-18
	HILMAND	NAD-E-ALI	1	01-06-18	01-06-18
	KANDAHAR	SHAHWALIKOT	3	05-01-18	27-04-18
		KHAKREZ	1	25-02-18	25-02-18
		SPINBOLDAK	1	06-01-18	06-01-18
NANGARHAR	KAMA	1	01-01-18	01-01-18	
2018 Total			10	01-01-18	22-06-18
2017	KANDAHAR	SPINBOLDAK	1	28-12-17	28-12-17
		SHAHWALIKOT	5	19-06-17	03-12-17
		KANDAHAR	1	13-01-17	13-01-17
	NANGARHAR	MUHMAMMAD DARA	1	05-11-17	05-11-17
		BATIKOT	2	15-09-17	11-10-17
	ZABUL	ARGHANDAB (Z)	1	10-07-17	10-07-17
	HILMAND	NAWZAD	1	16-04-17	16-04-17
		NAHR-E-SARAJ	1	21-01-17	21-01-17
KUNDUZ	DASHT-E-ARCHI	1	21-02-17	21-02-17	
2017 Total			14	13-01-17	28-12-17

Table 10: Wild Polio cases by district and date of onset of paralysis, Pakistan 2017-2018

Year of onset	PROVINCE	DISTRICT	Count	First case	Last case
2018	BALOCHISTAN	DUKKI	3	08-03-18	18-05-18
2018 Total			3	08-03-18	18-05-18
2017	BALOCHISTAN	ZHOB	1	15-11-17	15-11-17
		KABDULAH	2	11-06-17	13-11-17
	SINDH	KHIGADAP	1	09-11-17	09-11-17
		KHIGIQBAL	1	11-08-17	11-08-17
	KHYBER PAKHTOON	LAKKIMRWT	1	21-08-17	21-08-17
	GILGIT BALTISTAN	DIAMER	1	13-02-17	13-02-17
	PUNJAB	LODHRAN	1	28-01-17	28-01-17
2017 Total			8	28-01-17	15-11-17

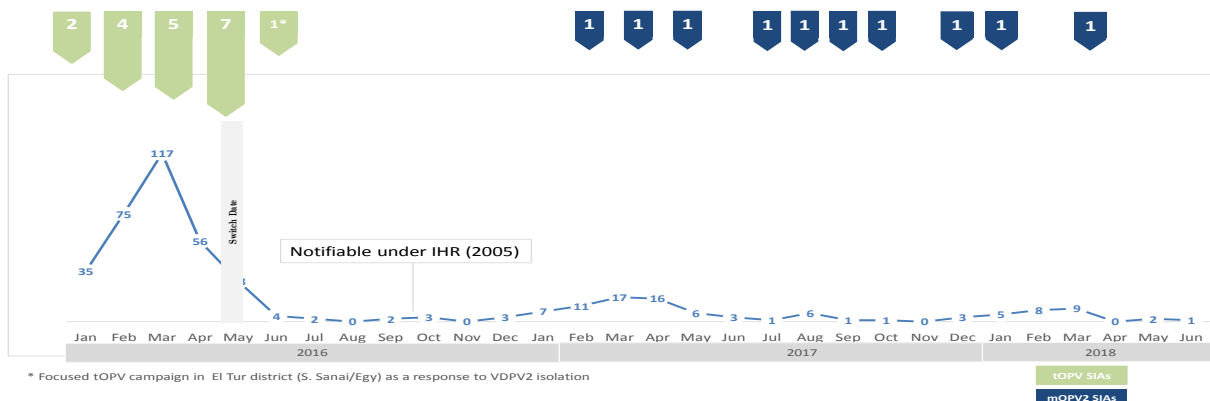
Table 11: Circulating VDPV cases and date of onset of paralysis in EMR countries by districts 2017-2018

Year	COUNTRY	PROVINCE	DISTRICT	cVDPV2			cVDPV3		
				Count	First Case	Last Case	Count	First Case	Last Case
2017	SYR	HOMS	TADMOUR	1	10-Jul-17	10-Jul-17			
		DEIR_AL_ZOUR	DEIR ALZOUR	1	30-Jun-17	30-Jun-17			
		DEIR_AL_ZOUR	BOKAMAL	12	25-Jun-17	21-Sep-17			
		DEIR_AL_ZOUR	MAYADEEN	58	5-Mar-17	9-Sep-17			
		RAQUA	THAWRA	1	16-Jun-17	16-Jun-17			
		RAQUA	TALABYAD	1	25-Apr-17	25-Apr-17			
SYR Total				74	5-Mar-17	21-Sep-17			
2017 Total				74	5-Mar-17	21-Sep-17			
2018	SOM	HIRAN	BULO BURTU	1	11-May-18	11-May-18	1	11-May-18	11-May-18
		GEDO	DOLO	1	26-May-18	26-May-18			
		MIDDLE SHABELLE	WARSHEIKH				2	16-May-18	23-May-18
SOM Total				2	11-May-18	26-May-18	3	11-May-18	23-May-18
2018 Total				2	11-May-18	26-May-18	3	11-May-18	23-May-18

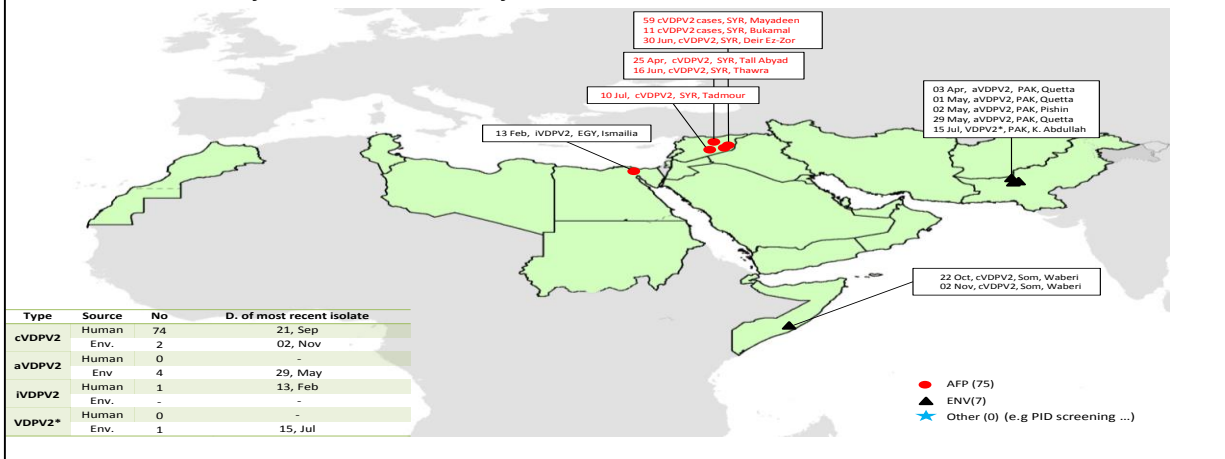
Somalia in 2018 has a total to date of 4 cVDPVs (1 cVDPV2, 2 cVDPV3 & 1 coinfection cVDPV2/cVDPV3)



Sabin Like Type-2 Poliovirus Isolates (H & E) EMR, 2016-17-18



VDPV2 isolates, EMR countries, 2017



VDPV2 isolates, EMR countries, 2018

