

Highlights of Polio Fax Bulletin No. 1038 for Week 34 2018

I. Poliovirus Transmission

1. Endemic countries (PAKISTAN & AFGHANISTAN):
 - a. One new wild poliovirus case reported this week from Pachieragam district, Nangarhar province. This brings the total number of polio cases to 12 from nine districts in four provinces (Hilmand-1 case, Kandhar-6 cases, Kunar- 3 cases & Nangarhar-2 cases). Date of onset of the most recent case is 17 July 2018.
 - b. Pakistan did not report any new case this week. Date of onset of paralysis of the most recent case is 18 May 2018. The number of cases remains 3 from one infected district (Dukki in Balochistan province).
 - c. Two new positive environmental samples for WPV1 reported this week from Afghanistan from Nangarhar and Kandahar provinces. The total positive environmental samples from Afghanistan in 2018 are 32 to date with most recent positive sample collected on 5 August 2018; while for Pakistan the most recent positive sample collected among total of 54 samples is on 1 August 2018.

II. Outbreak response countries

1. SOMALIA:

- No new cVDPV reported this week. The total number of cVDPV cases remains 5 (two cVDPV3 from Warshiek district , two cVDPV2 each from Dolo and Daynile districts , and one co-infected with both cVDPV2 and cVDPV3 from Bulu Burti district).
- cVDPV2 isolated from 10 sewage samples in Mogadishu and date of specimen collection of recent most positive sample is 17 May 2018. Date of onset of the recent most case is 10 July.
- cVDPV3 isolated from 7 sewage samples in Mogadishu, date of specimen collection of recent most positive sample is 19 April. cVDPV3 has also been isolated from 3 contacts of an AFP case in Bulu Burti district and 2 healthy children in Lower Juba district.

2. SYRIA:

- i. Total cases of cVDPV2 in 2017 remain 74. Date of onset of the recent most case is 21 September 2017. No isolation of cVDPV2 from environmental samples. More than 10 months have elapsed without any new case.
- ii. There is provisional reporting of cVDPV2 from an old AFP case (Deir Ez-Zor, Date of Onset 03 August 2017), which is under investigation and, therefore, pending for final classification.

III. **Other countries:**

1. IRAN

- i. A discordant poliovirus type-1 has been found in an environmental sample from Zahdian in 'Sistan - Baluchestan' province which shares borders with Pakistan and Afghanistan. Final results are awaited.
- ii. A provisional VDPV type 1 is reported from Iran. It is detected from specimen of a 17-month old child having date of onset on 7 April 2018. Final classification is still pending additional investigation results.

IV. **Surveillance performance indicators**

1. Nineteen of 22 member states are meeting the global target of the two key surveillance indicators, namely non polio AFP rate of 2 per 100,000 children aged below 15 years and percent AFP cases with adequate specimen 80% and above.
 - i. Djibouti and Morocco are missing both indicators. Djibouti, did not report any AFP case since April 2017 and Morocco has a non-polio AFP rate of 1.8 and percentage of AFP cases with adequate stool specimens of 78.0%.
 - ii. Tunisia has 78.3 percentage of AFP cases with adequate stool specimens.
2. Yemen has the highest number of 2017 AFP cases (99), which are not yet finally classified. Also Somalia has one pending case from 2017.



World Health Organization – Regional Office for Eastern Mediterranean

AFP SURVEILLANCE

Week 34, ending 26 August 2018

27-Aug-18

Number 1038

Table 1: Acute Flaccid Paralysis (AFP) cases by week of onset

Country	Reported AFP cases by week of onset - Week (34/18) / Ending on : 26/08/2018														
	Total AFP 2016	Total AFP 2017	Total AFP to date, 2018	W23 10 Jun 18	W24 17 Jun 18	W25 24 Jun 18	W26 01 Jul 18	W27 08 Jul 18	W28 15 Jul 18	W29 22 Jul 18	W30 29 Jul 18	W31 05 Aug 18	W32 12 Aug 18	W33 19 Aug 18	W34 26 Aug 18
Afghanistan	2905	3094	2142	56	35	57	56	77	71	74	61	67	49	22	3
Bahrain	14	18	20	0	0	0	0	0	0	0	0	0	1	0	0
Djibouti	3	4	0	0	0	0	0	0	0	0	0	0	0	0	0
Egypt	1092	1242	810	13	16	31	20	21	18	22	18	21	20	4	0
Iran	776	820	538	13	14	5	16	9	15	12	19	14	10	0	
Iraq	605	699	615	14	8	11	16	22	21	25	20	13	8		
Jordan ****	107	116	90	1	4	1	3	4	5	1	1	2	1	0	
Kuwait	50	69	45	1	1	2	2	1	0	0	0	1	1	0	0
Lebanon ****	111	75	61	1	2	0	4	2	1	2	1	2	2	1	1
Libya	70	88	78	1	2	1	3	4	0	0	3	6	1	1	
Morocco	85	143	109	5	2	2	3	1	2	4	1	0	0	0	
Oman	39	40	15	0	0	0	1	0	0	1	0	1	0	0	0
Pakistan	7848	10318	6941	178	178	180	214	205	188	179	207	224	106	2	0
Palestine ****	46	43	31	2	0	0	1	0	1	2	0	1	0	1	0
Qatar	9	18	9	0	0	0	0	1	0	0	0	0	0		
Saudi Arabia	273	276	119	4	3	0	4	5	0	1	6	1	0		
Somalia	316	345	220	4	4	5	11	8	6	5	11	7	5	2	0
Sudan	509	570	357	5	8	14	12	18	9	20	8	5			
Syria ****	303	362	227	5	10	7	6	11	3	4	5	10	3	0	
Tunisia	90	67	46	1	1	1	2	2	0	0	0	0	0	0	
U.A.E	42	58	29	0	1	1	1	0	1	1	1	0	0	0	0
Yemen	715	713	422	2	5	12	6	16	10	7	4	5	0	0	
Total EMR	16008	19178	12924	306	294	330	381	407	351	360	366	380	207	33	4

□ No data = No report received

Table 2: Confirmed polio cases by month of onset

Country	Total year 2016	Total year 2017	26/08		Confirmed polio cases by month of onset											
			2017	2018	September 2017	October 2017	November 2017	December 2017	January 2018	February 2018	March 2018	April 2018	May 2018	June 2018	July 2018	August 2018
Afghanistan	13	14	6	12	1	3	2	2	3	3	1	1	0	2	2	
Bahrain	0	0	0	0	0	0	0	0	0	0	0	0	0	0	0	
Djibouti	0	0	0	0	0	0	0	0	0	0	0	0	0	0	0	
Egypt	0	0	0	0	0	0	0	0	0	0	0	0	0	0	0	
Iran	0	0	0	0	0	0	0	0	0	0	0	0	0	0	0	
Iraq	0	0	0	0	0	0	0	0	0	0	0	0	0	0	0	
Jordan ****	0	0	0	0	0	0	0	0	0	0	0	0	0	0	0	
Kuwait	0	0	0	0	0	0	0	0	0	0	0	0	0	0	0	
Lebanon ****	0	0	0	0	0	0	0	0	0	0	0	0	0	0	0	
Libya	0	0	0	0	0	0	0	0	0	0	0	0	0	0	0	
Morocco	0	0	0	0	0	0	0	0	0	0	0	0	0	0	0	
Oman	0	0	0	0	0	0	0	0	0	0	0	0	0	0	0	
Pakistan	20	8	5	3	0	0	3	0	0	0	1	1	1	0		
Palestine ****	0	0	0	0	0	0	0	0	0	0	0	0	0	0	0	
Qatar	0	0	0	0	0	0	0	0	0	0	0	0	0	0	0	
Saudi Arabia	0	0	0	0	0	0	0	0	0	0	0	0	0	0	0	
Somalia	0	0	0	0	0	0	0	0	0	0	0	0	0	0	0	
Sudan	0	0	0	0	0	0	0	0	0	0	0	0	0	0	0	
Syria ****	0	0	0	0	0	0	0	0	0	0	0	0	0	0	0	
Tunisia	0	0	0	0	0	0	0	0	0	0	0	0	0	0	0	
U.A.E	0	0	0	0	0	0	0	0	0	0	0	0	0	0	0	
Yemen	0	0	0	0	0	0	0	0	0	0	0	0	0	0	0	
Total EMR	33	22	11	15	1	3	5	2	3	3	2	2	1	2	2	0

**** UNRWA cases are included with those of country of residence



AFP SURVEILLANCE

Week 34, ending 26 August 2018

Table 3: Investigation of AFP cases with paralysis onset in 2017 & 2018 up to Week (34/18) / Ending on : 26/08/2018

COUNTRY	2017											2018											Latest line List Date			
	AFP									Specimen	Wild cases ****		AFP									Specimen		Wild cases ****		
	Total AFP cases onset 2017	Case classification					Non polio AFP rate **	AFP cases pending classification > 90 days from onset of paralysis	AFP cases pending classification and lab > 90 days from onset of paralysis		% with *** adequate specimens	Wild P1 Poliovirus	Wild P3 Poliovirus	Total AFP cases onset 2018	Case classification					Annualized Non polio AFP rate **	AFP cases pending classification > 90 days from onset of paralysis			AFP cases pending classification and lab > 90 days from onset of paralysis	% with *** adequate specimens	Wild P1 Poliovirus
		Total Confirmed Polio Cases *	Polio Compatible	Pending Classification	Discarded (non polio AFP)	VDPV				Total Confirmed Polio Cases *					Polio Compatible	Pending Classification	Discarded (non polio AFP)	VDPV								
Afghanistan	3094	14	0	0	3080	1	15.2	0	0	93.5	14	0	2142	12	0	156	1974	0	16.1	12	0	94.9	12	0	26-08-2018	
Bahrain	18	0	0	0	18	0	6.2	0	0	100.0	0	0	20	0	0	4	16	0	10.6	3	0	95.0	0	0	26-08-2018	
Djibouti	4	0	0	0	4	0	1.3	0	0	100.0	0	0	0	0	0	0	0	0	0.0	0	0		0	0	26-08-2018	
Egypt	1242	0	0	0	1240	2	3.3	0	0	94.4	0	0	810	0	0	91	719	0	3.2	1	0	90.7	0	0	26-08-2018	
Iran	820	0	0	0	820	0	4.3	0	0	96.7	0	0	538	0	0	31	507	1	4.3	1	0	96.1	0	0	25-08-2018	
Iraq	699	0	0	0	699	0	4.7	0	0	86.7	0	0	615	0	0	75	540	0	6.2	28	2	89.3	0	0	18-08-2018	
Jordan	116	0	0	0	116	0	4.2	0	0	100.0	0	0	90	0	0	3	87	0	4.9	0	0	100.0	0	0	19-08-2018	
Kuwait	69	0	0	0	69	0	7.5	0	0	92.8	0	0	45	0	0	6	39	0	7.5	0	0	86.7	0	0	26-08-2018	
Lebanon	75	0	0	0	75	0	4.0	0	0	80.0	0	0	61	0	0	6	55	0	5.0	0	0	98.4	0	0	24-08-2018	
Libya	88	0	0	0	88	0	4.3	0	0	96.6	0	0	78	0	0	13	65	0	4.8	2	1	96.2	0	0	25-08-2018	
Morocco	143	0	0	0	143	0	1.3	0	0	67.1	0	0	109	0	0	32	77	0	1.8	14	0	78.0	0	0	24-07-2018	
Oman	40	0	0	0	40	0	4.5	0	0	90.0	0	0	15	0	0	2	13	0	2.7	0	0	80.0	0	0	27-08-2018	
Pakistan	10318	8	2	0	10308	0	13.2	0	0	85.6	8	0	6941	3	0	669	6269	0	13.6	128	0	88.8	3	0	26-08-2018	
Palestine	43	0	0	0	43	0	2.3	0	0	97.7	0	0	31	0	0	6	25	0	2.5	0	0	93.5	0	0	26-08-2018	
Qatar	18	0	0	0	18	0	6.1	0	0	100.0	0	0	9	0	0	5	4	0	3.9	4	0	100.0	0	0	05-08-2017	
Saudi Arabia	276	0	0	0	276	0	3.5	0	0	98.9	0	0	119	0	0	50	69	0	2.3	22	20	95.0	0	0	13-08-2018	
Somalia	345	0	0	1	344	0	6.0	1	1	99.1	0	0	220	0	0	31	184	5	5.3	7	6	98.2	0	0	26-08-2018	
Sudan	570	0	0	0	570	0	3.2	0	0	96.3	0	0	357	0	0	23	334	0	3.0	0	0	97.8	0	0	05-08-2018	
Syria	362	0	1	0	287	74	4.7	0	0	80.9	0	0	227	0	0	16	211	0	4.5	0	0	87.2	0	0	25-08-2018	
Tunisia	67	0	0	0	67	0	2.5	0	0	74.6	0	0	46	0	0	6	40	0	2.7	0	0	78.3	0	0	24-08-2018	
U.A.E	58	0	0	0	58	0	5.7	0	0	98.3	0	0	29	0	0	4	25	0	3.5	0	0	100.0	0	0	26-08-2018	
Yemen	713	0	0	99	614	0	5.2	99	81	90.2	0	0	422	0	0	405	17	0	4.6	331	316	93.8	0	0	25-08-2018	
EMR	19178	22	3	100	18977	77	7.7	100	82	88.9	22	0	12924	15	0	1634	11270	6	7.9	553	345	90.9	15	0		
2016	16008	33	5	1	15961	8	6.4	0	0	89.6	33	0														

Provisional reporting of cVDPV2 from an old AFP case from Syria, Deir AlZour, date of onset 03 August 2017 is under investigation, pending for final laboratory results

* Confirmed polio cases refer to wild isolation from AFP cases or from contacts of negative index AFP cases

** Non-polio AFP per 100,000 children <15 years

*** Adequate here refers to two stool specimens collected at least 24 hours apart, within 14 days of paralysis onset

**** AFP cases co infected with P1 and P3 are counted separately as wild isolates



World Health Organization – Regional Office for Eastern Mediterranean
AFP SURVEILLANCE
Week 34, ending 26 August 2018

27-Aug-18
Number 1038

Table 4 (a): Lab results of contacts' samples in EMR, 2017 - 2018

COUNTRY	2017						2018					
	# OF CONTACTS	LAB RESULTS					# OF CONTACTS	LAB RESULTS				
		WILD	VDPV	SL	NPEV	PENDING		WILD	VDPV	SL	NPEV	PENDING
AFG	1424	1	0	88	347	0	598	1	0	30	129	33
BAH	2	0	0	0	0	0	2	0	0	0	0	0
DJI	0	0	0	0	0	0	0	0	0	0	0	0
EGY	450	0	0	9	63	18	299	0	0	10	33	23
IRN	143	0	0	5	1	0	95	0	0	2	2	0
IRQ	698	0	0	18	101	16	531	0	0	17	62	35
JOR	2	0	0	0	0	0	0	0	0	0	0	0
KUW	8	0	0	0	0	2	0	0	0	0	0	0
LEB	92	0	0	2	3	21	178	0	0	3	14	18
LIB	4	0	0	0	0	1	0	0	0	0	0	0
MOR	87	0	0	0	7	0	57	0	0	0	5	0
OMA	115	0	0	1	24	1	44	0	0	0	10	0
PAK	3758	2	0	234	897	0	2344	1	0	93	284	73
PAL	0	0	0	0	0	0	0	0	0	0	0	0
QAT	0	0	0	0	0	0	0	0	0	0	0	0
SAA	0	0	0	0	0	0	5	0	0	0	0	5
SOM	1035	0	0	37	113	4	656	0	5	30	60	127
SUD	385	0	0	6	32	46	224	0	0	2	16	85
SYR	570	0	64	3	11	0	407	0	0	3	5	25
TUN	26	0	0	0	0	0	12	0	0	0	0	0
UAE	2	0	0	0	0	0	0	0	0	0	0	0
YEM	1737	0	0	43	114	667	802	0	0	0	0	802
EMR	10538	3	64	446	1713	776	6254	2	5	190	620	1226

Table 4 (B): Most recent wild contacts in EMRO, 2017 - 2018

Year	Country	Data	
		Count of wild contacts	Date of Most Recent stool collection
2018	Afghanistan	1	06-08-18
	Pakistan	1	08-05-18
2018 Total		2	06-08-18
2017	Pakistan	2	04-12-17
	Afghanistan	1	21-05-17
2017 Total		3	04-12-17

Table 4 (C): Number and distribution by district of -ve index AFP cases identified as wild positive by contact in EMR, 2017-2018

YEAR	COUNTRY	PROVINCE	DISTRICT	COUNT	First case	Last case
2018	AFG	NANGARHAR	PACHIERAGAM	1	17-07-18	17-07-18
	PAK	BALUCHISTAN	DUKKI	1	15-04-18	15-04-18
2018 Total				2	15-04-18	17-07-18
2017	AFG	HILMAND	NAWZAD	1	16-04-17	16-04-17
	2017 Total				1	16-04-17



Table 5: Laboratory investigation of AFP cases with paralysis onset in 2018 up to Week (33/18) / Ending on : (19/08/2018)

Country	Polio laboratories Sequencing performed by EGY, PAK, TUN, CDC and RIVM laboratories	AFP cases with specimens	Preliminary virus isolation results of AFP cases						Poliovirus intratypic differentiation results #										Indicators				Latest report Date			
			Referred for ITD		NPEV only	Negative	Pending		Type 1			Type 2			Type 3			Discordant pending sequence	NPEV by PCR	Non-EV	Pending ITD	% specimens positive for NPEV*		% AFP cases with culture results within 14 days	% AFP cases with ITD results within 7 days	% AFP cases with ITD results within 45 days of onset**
			L20B+	L20B+&NPEV			received < / = 14 days	received > 14 days ago	Wild	Sabin	VPV	Wild	Sabin	VPV	Wild	Sabin	VPV									
Afghanistan	RRL Pakistan	2067	150	16	366	1484	49	2	11	116						103				16%	87%	100%	98%	26/08/2018		
Bahrain	PNL Oman	19			1	18														5%	100%		42%	06/08/2018		
Djibouti	NPL Kenya																							26/08/2018		
Egypt***	RRL Egypt	794	24	6	89	633	25	17		12						15		6		11%	91%	100%	99%	26/08/2018		
Iran	NPL Iran	554	11		11	505	23	4		7	1					4				1%	100%	100%	99%	25/08/2018		
Iraq	RRL Egypt	615	14		72	490	12	27		10						8				12%	100%	100%	69%	16/08/2018		
Jordan	RRL EGYPT	88	3		5	79		1		2						3				9%	100%	100%	100%	16/08/2018		
Kuwait	RRL Kuwait	45	1		4	39		1										1		6%	95%		98%	26/08/2018		
Lebanon	NPL Jordan	61	2		4	55				1						1				8%	100%	100%	50%	16/08/2018		
Libya	RRL Tunisia	74	1		5	61	6	1								1				7%	100%	100%	97%	17/08/2018		
Morocco	NPL Morocco	105			2	97	2	4												3%	92%		94%	16/08/2018		
Oman	NPL Oman	15			2	12		1												21%	93%		100%	06/08/2018		
Pakistan	RRL Pakistan	6806	277	20	1338	4947	218	8	2	183						205		4	2	17%	88%	99%	97%	26/08/2018		
Palestine & UNRWA		31			4	25	2													14%	66%		100%	26/08/2018		
Qatar	NPL Oman	9			1	8														11%	88%		100%	06/08/2018		
Saudi Arabia	NPL Oman	138	2		1	124	9	7												1%	98%			26/08/2018		
Somalia	NPL Kenya	220	18	1	16	155	5	25		8		4	3 #		8	3 #			1	9%	17%		100%	26/08/2018		
Sudan	RRL Egypt	371	5		33	315	5	13		3					1			1		11%	98%	100%	80%	18/08/2018		
Syria	RRL Egypt	228	3		6	215	4			1					2					3%	100%	100%	50%	26/08/2018		
Tunisia	RRL Tunisia	54			1	51		2												1%	98%		96%	17/08/2018		
U.A.E	NPL Oman	27			4	23														13%	85%		89%	06/08/2018		
Yemen	NPL Kenya																							25/08/2018		
Total EMR 2018		12321	511	43	1965	9336	360	113	13	343	1	4	3		351	3		11	4	14%	89%	99%	97%			
Total EMR 2017		18238	942	103	3557	13614		21	21	598		10	34*		705	1	21	25	4	16%	98%	99%	96%			

* Specimens from all sources including non-AFP cases, excluding environmental samples

** This indicator reflects surveillance and laboratory activities

* In 2017, 41 cVDPV2 were isolated from Syria by other Global Polio Laboratories Network (GPLN)
Syria reported a total of 74 cVDPV2 cases in 2017 out of which 8 were identified by positive contacts

Somalia in 2018 so far has a total of 5 cVDPV cases (2 cVDPV2,
2 cVDPV3 & 1 coinfection cVDPV2/cVDPV3)



Table 6: Environmental isolate by year and type

Country	Status	2015	2016	2017	2018
AFG	NEGATIVE	129	183	274	166
	PENDING				6
	WILD	20	2	42	32
AFG Total		149	185	316	204
EGY	NEGATIVE	495	528	522	318
	PENDING				21
	VDPV2	3	1		
EGY Total		498	529	522	339
IRN	NEGATIVE			6	25
	PENDING				1
IRN Total				6	26
JOR	NEGATIVE		2	32	12
	PENDING				10
JOR Total			2	32	22
LEB	NEGATIVE		4	27	9
	PENDING				16
LEB Total			4	27	25
PAK	NEGATIVE	347	462	523	347
	PENDING				26
	WILD	79	59	105	54
	WILD & VDPV2	5	3	1	
	VDPV2	8	5	4	
PAK Total		439	529	633	427
SOM	NEGATIVE				34
	PENDING				11
	VDPV2				2
	VDPV3				7
SOM Total				36	134
SYR	NEGATIVE			4	44
	PENDING				5
SYR Total				4	49
Grand Total		1086	1249	1576	1226

Table 7: Environmental Wild/VDPV isolate by site

Country	COUNTRY	Status	PROVINCE	DISTRICT	Count	First date	Last date
2017	AFG	WILD	HILMAND	LASHKARGAH	8	26-Apr	26-Dec
				NAHR-E-SARAJ	1	25-Sep	25-Sep
				KABUL	1	25-Oct	25-Oct
				KANDAHAR	18	26-Jan	27-Dec
				KUNAR	1	25-Dec	25-Dec
				BEHSUD	3	24-Sep	26-Dec
				NANGARHAR	10	24-Jan	26-Dec
	AFG Total				42	24-Jan	27-Dec
	PAK	WILD	BALOCHISTAN	KABDULLAH	12	1-Jan	15-Oct
				LORALAI	3	17-Sep	17-Nov
				PISHIN	5	2-Jan	2-Oct
				QUETTA	12	1-Jan	20-Dec
				ZHOB	1	18-Dec	18-Dec
				ISLAMABAD	5	10-Feb	10-Jul
				KHYBER PAKHTUNKHWA	8	10-Jan	11-Dec
				PUNJAB	1	18-Dec	18-Dec
				MULTAN	1	9-Jan	9-Jan
				RAWALPINDI	8	10-Jan	10-Oct
				JACOBABAD	4	11-Aug	13-Dec
				KAMBAR	1	15-Aug	15-Aug
				KHIBALDIA	2	8-Aug	3-Nov
				KHIGADAP	21	9-Jan	12-Dec
				KHIGIQBAL	6	3-Feb	10-Oct
KHIKORANGI				1	16-Oct	16-Oct	
KHILANDHI	7	16-Mar	14-Dec				
KHISITE	5	7-Aug	4-Dec				
SUKKUR	2	11-Apr	19-Sep				
WILD & VDPV2	BALOCHISTAN	KABDULLAH	1	15-Jul	15-Jul		
VDPV2	BALOCHISTAN	PISHIN	1	2-May	2-May		
		QUETTA	3	3-Apr	29-May		
PAK Total				110	1-Jan	20-Dec	
SOM	VDPV2	BANADIR	WABERI	2	22-Oct	2-Nov	
SOM Total				2	22-Oct	2-Nov	
2017 Total				154	1-Jan	27-Dec	
2018	AFG	WILD	HILMAND	LASHKARGAH	1	8-Jan	8-Jan
				HIRAT	1	25-Jun	25-Jun
				KABUL	3	26-Feb	26-Jun
				KANDAHAR	13	8-Jan	5-Aug
				KUNAR	1	24-Apr	24-Apr
				BEHSUD	2	28-Jan	25-Feb
				NANGARHAR	11	27-Jan	25-Jul
	AFG Total				32	8-Jan	5-Aug
	PAK	WILD	BALOCHISTAN	KABDULLAH	1	1-Jan	1-Jan
				LORALAI	1	17-Mar	17-Mar
				QUETTA	5	13-Feb	28-Jul
				ISLAMABAD	3	10-Jan	10-Jul
				KHYBER PAKHTUNKHWA	1	31-Mar	31-Mar
				KOHAT	3	5-Jan	27-Jun
				PESHAWAR	10	10-Jan	26-Jul
				PUNJAB	1	12-Feb	12-Feb
				LAHORE	2	11-Jun	11-Jul
				RAWALPINDI	5	10-Jan	10-Jul
				SINDH	1	9-Feb	9-Feb
				JACOBABAD	2	12-Feb	7-Mar
				KAMBAR	3	7-Apr	9-Jul
				KHIGADAP	8	15-Feb	13-Jul
				KHILANDHI	3	10-Jan	30-Jul
KHISITE				1	1-Jan	1-Jan	
SUKKUR	1	8-Feb	8-Feb				
KHILIAQAT	1	7-Mar	7-Mar				
FATA	2	19-May	1-Aug				
PAK Total				54	1-Jan	1-Aug	
SOM	VDPV2	BANADIR	HAMAR WEYN	6	4-Jan	17-May	
			HODAN	1	22-Feb	22-Feb	
			WABERI	3	1-Mar	17-May	
			HAMAR WEYN	5	8-Mar	5-Apr	
VDPV3	BANADIR	WABERI	2	8-Mar	19-Apr		
SOM Total				17	4-Jan	17-May	
2018 Total				103	1-Jan	5-Aug	



Figure 1: Non Polio AFP Rate and Wild Virus in EMR 01/01/2018 - 26/08/2018

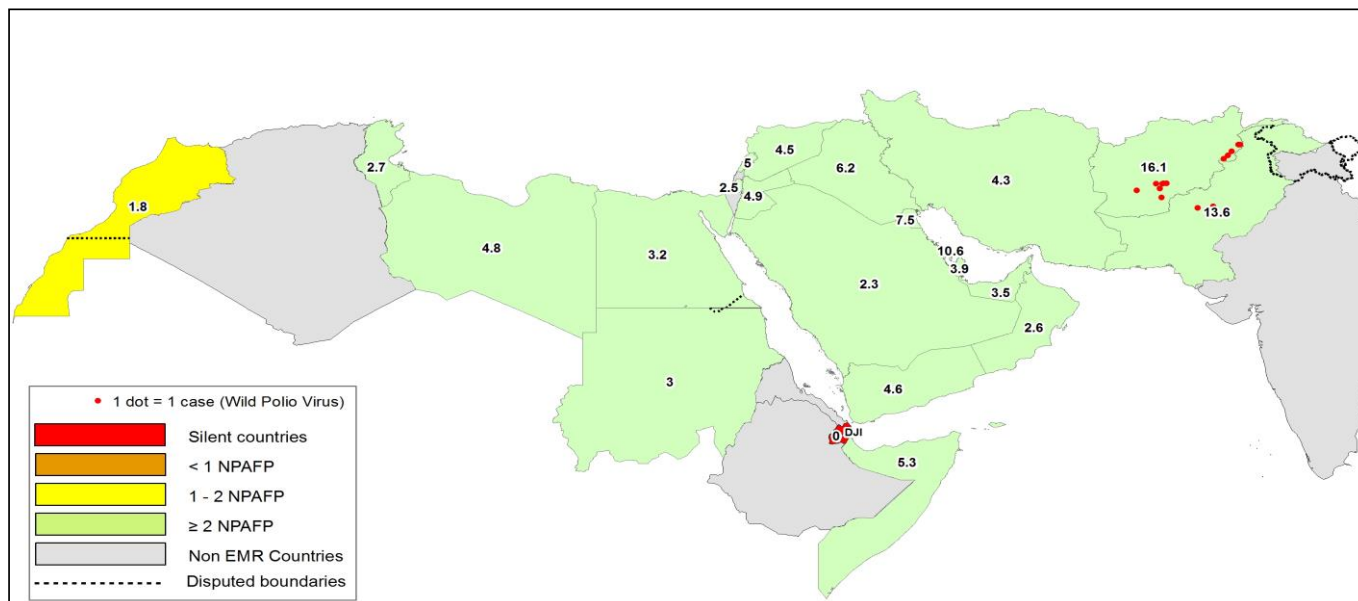


Figure 2: Percent of AFP cases with Adequate Samples & Compatible Cases in EMR 01/01/2018 - 26/08/2018

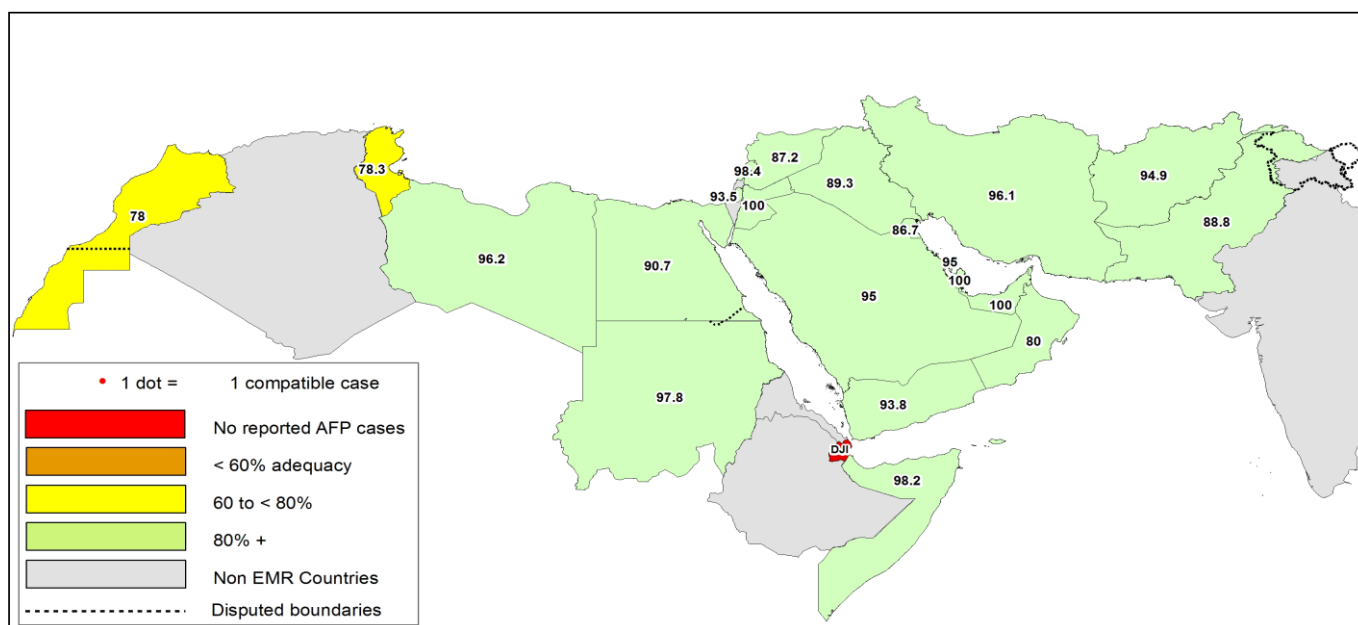


Table 8: Wild polio cases by country and date of onset of paralysis in EMR, 2017 - 2018

Year	COUNTRY	P1		
		Count	First Case	Last Case
2018	AFG	12	01-01-18	17-07-18
	PAK	3	08-03-18	18-05-18
2018 Total		15	01-01-18	17-07-18
2017	AFG	14	13-01-17	28-12-17
	PAK	8	28-01-17	15-11-17
2017 Total		22	13-01-17	28-12-17

Last reported wild Polio P3 from Pakistan with date of onset 18/04/2012



Figure 3: Non Polio AFP rate by Province in Afghanistan & by District in Pakistan 01/01/2018 - 26/08/2018

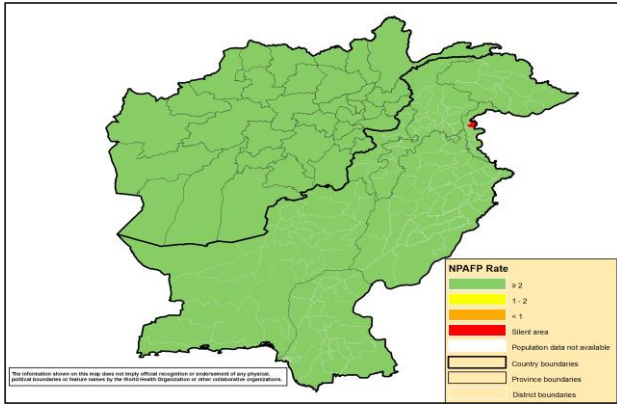


Figure 4: Percent of AFP cases with Adequate Samples in Afghanistan by Province & Pakistan by District 01/01/2018 - 26/08/2018

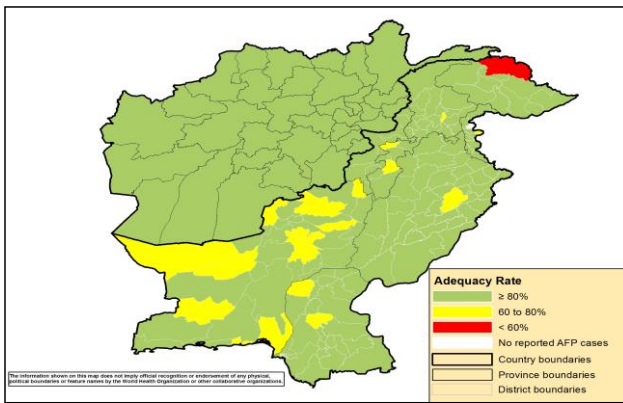
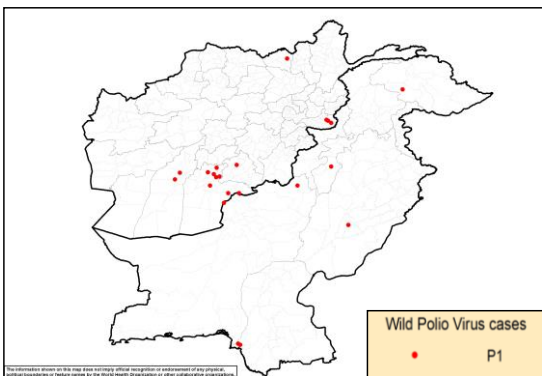
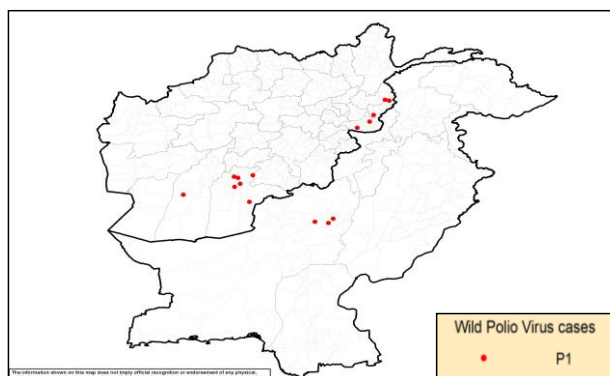


Figure 5: Wild Virus Cases by Type & District in Afghanistan & Pakistan

5a: 01/01/2017 - 31/12/2017



5b: 01/01/2018 - 26/08/2018





World Health Organization – Regional Office for Eastern Mediterranean
AFP SURVEILLANCE
Week 34, ending 26 August 2018

27-Aug-18
Number 1038

Table 9: Wild Polio cases by district and date of onset of paralysis, Afghanistan 2017-2018

ONSETYR	PROVINCE	DISTRICT	Count	First case	Last case
2018	NANGARHAR	PACHIERAGAM	1	17-07-18	17-07-18
		KAMA	1	01-01-18	01-01-18
	KANDAHAR	ARGHANDAB (K)	1	17-07-18	17-07-18
		SHAHWALIKOT	3	05-01-18	27-04-18
		KHAKREZ	1	25-02-18	25-02-18
		SPINBOLDAK	1	06-01-18	06-01-18
	KUNAR	CHAWKAY	1	22-06-18	22-06-18
		GHAZIABAD	2	14-02-18	03-03-18
	HILMAND	NAD-E-ALI	1	01-06-18	01-06-18
	2018 Total			12	01-01-18
2017	KANDAHAR	SPINBOLDAK	1	28-12-17	28-12-17
		SHAHWALIKOT	5	19-06-17	03-12-17
		KANDAHAR	1	13-01-17	13-01-17
	NANGARHAR	MUHMAND DARA	1	05-11-17	05-11-17
		BATIKOT	2	15-09-17	11-10-17
	ZABUL	ARGHANDAB (Z)	1	10-07-17	10-07-17
	HILMAND	NAWZAD	1	16-04-17	16-04-17
		NAHR-E-SARAJ	1	21-01-17	21-01-17
	KUNDUZ	DASHT-E-ARCHI	1	21-02-17	21-02-17
	2017 Total			14	13-01-17

Table 10: Wild Polio cases by district and date of onset of paralysis, Pakistan 2017-2018

Year of onset	PROVINCE	DISTRICT	Count	First case	Last case
2018	BALOCHISTAN	DUKKI	3	08-03-18	18-05-18
2018 Total			3	08-03-18	18-05-18
2017	BALOCHISTAN	ZHOB	1	15-11-17	15-11-17
		KABDULAH	2	11-06-17	13-11-17
	SINDH	KHIGADAP	1	09-11-17	09-11-17
		KHIGIQBAL	1	11-08-17	11-08-17
	KHYBER PAKHTOON	LAKKIMRWT	1	21-08-17	21-08-17
	GILGIT BALTISTAN	DIAMER	1	13-02-17	13-02-17
PUNJAB	LODHRAN	1	28-01-17	28-01-17	
2017 Total			8	28-01-17	15-11-17

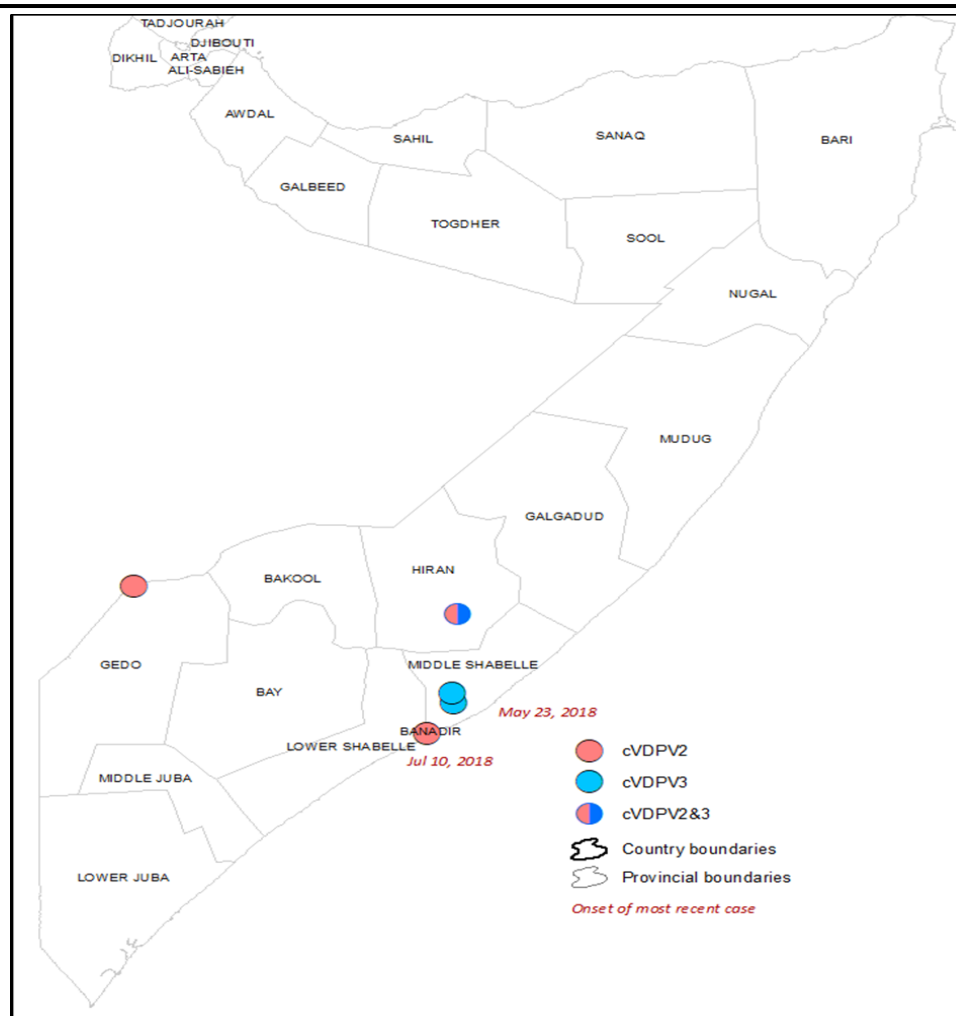


Table 11: Circulating VDPV cases and date of onset of paralysis in EMR countries by districts 2017-2018

Year	COUNTRY	PROVINCE	DISTRICT	cVDPV2			cVDPV3		
				Count	First Case	Last Case	Count	First Case	Last Case
2017	SYR	HOMS	TADMOUR	1	10-Jul-17	10-Jul-17			
		DEIR_AL_ZOUR	DEIR ALZOUR	1	30-Jun-17	30-Jun-17			
		DEIR_AL_ZOUR	BOKAMAL	13	25-Jun-17	21-Sep-17			
		DEIR_AL_ZOUR	MAYADEEN	58	5-Mar-17	9-Sep-17			
		RAQUA	THAWRA	1	16-Jun-17	16-Jun-17			
		RAQUA	TALABYAD	1	25-Apr-17	25-Apr-17			
SYR Total				75	5-Mar-17	21-Sep-17			
2017 Total				75	5-Mar-17	21-Sep-17			
2018	SOM	BANADIR	DANYILE	1	10-Jul-18	10-Jul-18			
		HIRAN	BULO BURTI	1	11-May-18	11-May-18	1	11-May-18	11-May-18
		GEDO	DOLO	1	26-May-18	26-May-18			
		MIDDLE SHABELLE	WARSHEIKH				2	16-May-18	23-May-18
SOM Total				3	11-May-18	10-Jul-18	3	11-May-18	23-May-18
2018 Total				3	11-May-18	10-Jul-18	3	11-May-18	23-May-18

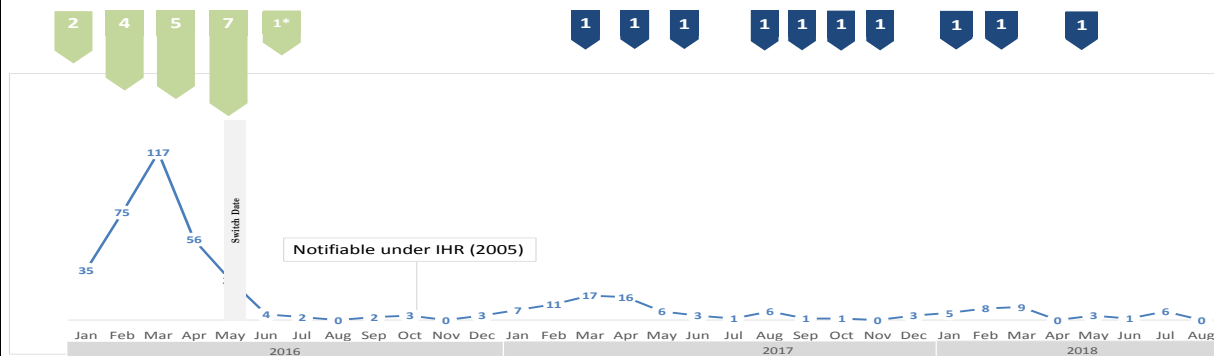
- Provisional reporting of cVDPV2 from an old AFP case from Syria, Deir AlZour, date of onset 03 August 2017 is under investigation, pending for final classification
- Somalia in 2018 so far has a total of 5 cVDPV cases (2 cVDPV2, 2 cVDPV3 & 1 coinfection cVDPV2/cVDPV3)

Figure 6: Somalia cVDPV cases by type and district 01/01/2018 - 26/08/2018





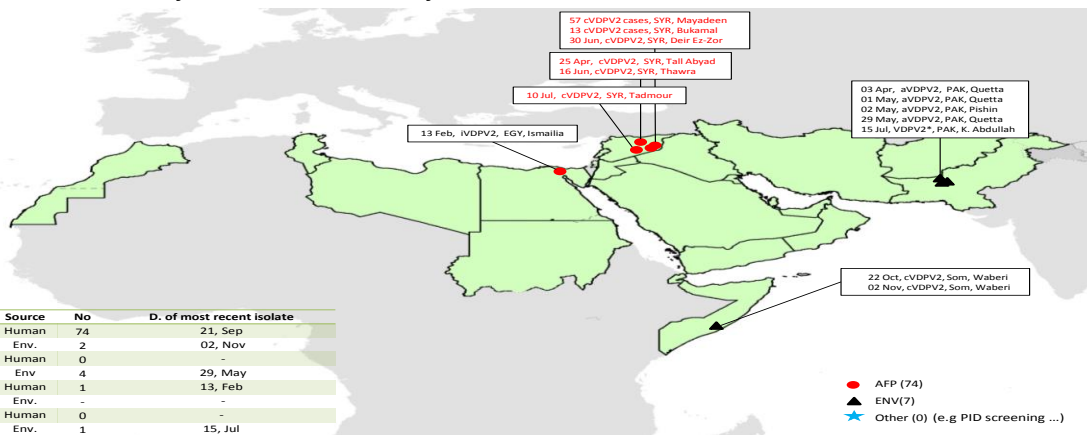
Sabin Like Type-2 Poliovirus Isolates (H & E) EMR, 2016-17-18



* Focused tOPV campaign in El Tur district (S. Sanal/Egy) as a response to VDPV2 isolation

tOPV SIAs
mOPV2 SIAs

VDPV2 isolates, EMR countries, 2017



VDPV2 isolates, EMR countries, 2018

