

## **Highlights of Polio Fax Bulletin No. 1041 for Week 37 2018**

### **I. Poliovirus Transmission**

1. Endemic countries (PAKISTAN & AFGHANISTAN):
  - a. Human samples: One new wild poliovirus type-1 (WPV1) case reported this week from Afghanistan.
    - i. Afghanistan: the new case is reported from district Kandahar in Kandahar province, and has date of onset of paralysis on 11 August 2018. The 14-month old male child has received more than 7 doses of oral polio vaccine (OPV). This brings total number of polio cases in Afghanistan in 2018 so far to 14 from 11 districts in five provinces (Hilmand-1 case, Kandhar-7 cases, Kunar- 3 cases, Nangarhar-2 cases and Uruzgan-1 case). The most recent reported case has date of onset of paralysis on 11 August 2018.
    - ii. Pakistan: no new cases reported from Pakistan this week. The number of cases in Pakistan in 2018 remains so far 4 from two infected districts in two provinces (Balochistan-3 cases and Khyber Pakhtunkhwa - 1 case). Date of onset of paralysis of the most recent case is 1 August 2018.
  - b. Environmental samples: No new positive environmental samples reported this week from Afghanistan or Pakistan.
    - i. Afghanistan: No new positive environmental samples reported this week. The total positive environmental samples from Afghanistan in 2018 so far are 34 to date with most recent positive sample collected on 5 August 2018.
    - ii. Pakistan: No new positive environmental samples reported this week. The total positive environmental samples from Pakistan in 2018 so far are 61 to date with most recent positive sample collected on 27 August 2018.

*NB: An advance notification of 7 new positive environmental samples for WPV1, which include 2 from Afghanistan (both from Kandahar) and 5 from Pakistan (from districts of Kohat, Bajour, Lahore, Karachi Baldia and Karachi Gadap townships). These positive samples will be reflected in the next weekly report.*

### **II. Outbreak response countries**

#### **1. SOMALIA:**

##### **○ cVDPV2:**

- a. Two new cVDPV2 cases are reported, both from Lower Juba province, Kismayo district. Cases are residing in an informal IDP camp located two kilometers from center of Kismayo. One of them was identified by a positive contact. The most recent reported cVDPV2 case has date of onset of paralysis on 30 July 2018.

- b. A new cVDPV2 positive environmental sample was reported from Banadir province, Waberi district. Date of sample collection is 2 August 2018. cVDPV2 isolated from 11 positive sewage samples in Mogadishu and date of specimen collection of recent most positive sample is 2 August 2018.
- cVDPV3:
  - a. No new cVDPV3 case. The date of onset of the most recent cVDPV3 case is 23 May 2018.
  - b. One new cVDPV3 positive environmental sample was reported from Banadir province, district Waberi with date of specimen collection 12 July 2018. cVDPV3 isolated from 8 sewage samples in Mogadishu and date of specimen collection of recent most positive sample is 12 July 2018.
  - c. cVDPV3 has also been isolated from 3 contacts of an AFP case in Bulo Burti district and 2 healthy children in Lower Juba district.

The total number of officially reported cVDPV cases is now 7 (two cVDPV3 from Warshiek district; four cVDPV2 cases including one each from Dolo and Daynile districts and two from Kismayo district, and one co-infected with both cVDPV2 and cVDPV3 from Bulo Burti district).

## 2. SYRIA:

- Total cases of cVDPV2 in 2017 remain 74. Date of onset of the recent most case is 21 September 2017. No isolation of cVDPV2 from environmental samples. More than 11 months have elapsed without any new case.

## III. **Other countries:**

### 1. IRAN

- A discordant poliovirus type-1 has been found in an environmental sample from Zahdian in 'Sistan - Baluchestan' province which shares borders with Pakistan and Afghanistan. Final results are awaited.
- A provisional VDPV type 1 is reported from Iran. It is detected from specimen of a 17-month old child having date of onset on 7 April 2018. Final classification is pending additional investigation results.

## IV. **Surveillance performance indicators**

1. Twenty of 22 member states are meeting the global target of the two key surveillance indicators, namely non polio AFP rate of 2 per 100,000 children aged below 15 years and percent AFP cases with adequate specimen 80% and above.
  - Djibouti and Morocco are missing both indicators. Djibouti, did not report any AFP case since April 2017 and Morocco has a non-polio AFP rate of 1.9 and percentage of AFP cases with adequate stool specimens of 72.4%.
2. Yemen has the highest number of 2017 AFP cases, which are not yet finally classified (79). Also Somalia has one pending case from 2017.



## World Health Organization – Regional Office for Eastern Mediterranean

## AFP SURVEILLANCE

17-Sep-18

Week 37, ending 16 September 2018

Number 1041

Table 1: Acute Flaccid Paralysis (AFP) cases by week of onset

Country	Reported AFP cases by week of onset - Week (37/18) / Ending on : 16/09/2018														
	Total AFP 2016	Total AFP 2017	Total AFP to date, 2018	W26 01 Jul 18	W27 08 Jul 18	W28 15 Jul 18	W29 22 Jul 18	W30 29 Jul 18	W31 05 Aug 18	W32 12 Aug 18	W33 19 Aug 18	W34 26 Aug 18	W35 02 Sep 18	W36 09 Sep 18	W37 16 Sep 18
Afghanistan	2905	3094	2317	56	77	71	74	62	72	52	32	48	59	43	8
Bahrain	14	18	22	0	0	0	0	0	0	1	1	0	1	0	0
Djibouti	3	4	0	0	0	0	0	0	0	0	0	0	0	0	0
Egypt	1092	1242	866	20	21	18	22	18	21	22	11	21	21	5	
Iran	776	820	580	15	10	14	12	19	20	23	7	8	5	4	0
Iraq	605	699	655	16	22	21	25	20	13	13	6	13	7	9	
Jordan ****	107	116	95	3	4	5	1	1	2	1	0	0	1	4	
Kuwait	50	69	46	2	1	0	0	0	1	1	0	1	0	0	0
Lebanon ****	111	75	64	4	2	1	2	1	2	2	2	2	1	0	
Libya	70	88	91	3	4	0	0	3	6	2	1	5	4	3	
Morocco	84	143	123	4	2	4	5	2	1	1	3	1	0	3	
Oman	39	40	15	1	0	0	1	0	1	0	0	0	0	0	
Pakistan	7848	10318	7693	219	210	200	189	223	249	234	160	177	165	39	0
Palestine ****	46	43	35	1	0	1	2	0	1	0	3	0	1	1	0
Qatar	9	18	9	0	1	0	0	0	0	0	0	0	0	0	0
Saudi Arabia	273	276	136	5	5	1	3	8	4	3	1	2	3	0	0
Somalia	316	345	244	11	8	6	5	12	7	6	3	6	10	5	0
Sudan	509	570	407	12	17	10	20	11	13	6	5	7	11	9	1
Syria ****	303	362	243	6	11	3	4	6	11	3	1	5	4	3	0
Tunisia	90	67	51	2	2	0	0	1	1	0	0	2	1	0	
U.A.E	42	58	31	1	0	1	1	1	0	0	1	1	0	0	0
Yemen	715	713	470	6	16	10	7	5	19	11	7	6	8	1	
<b>Total EMR</b>	<b>16007</b>	<b>19178</b>	<b>14193</b>	<b>387</b>	<b>413</b>	<b>366</b>	<b>373</b>	<b>393</b>	<b>444</b>	<b>381</b>	<b>244</b>	<b>305</b>	<b>302</b>	<b>129</b>	<b>9</b>

□ No data = No report received

Table 2: Confirmed polio cases by month of onset

Country	Total year 2016	Total year 2017	16/09		Confirmed polio cases by month of onset											
			2017	2018	October 2017	November 2017	December 2017	January 2018	February 2018	March 2018	April 2018	May 2018	June 2018	July 2018	August 2018	September 2018
Afghanistan	13	14	7	14	3	2	2	3	3	1	1	0	2	3	1	
Bahrain	0	0	0	0	0	0	0	0	0	0	0	0	0	0	0	
Djibouti	0	0	0	0	0	0	0	0	0	0	0	0	0	0	0	
Egypt	0	0	0	0	0	0	0	0	0	0	0	0	0	0	0	
Iran	0	0	0	0	0	0	0	0	0	0	0	0	0	0	0	
Iraq	0	0	0	0	0	0	0	0	0	0	0	0	0	0	0	
Jordan ****	0	0	0	0	0	0	0	0	0	0	0	0	0	0	0	
Kuwait	0	0	0	0	0	0	0	0	0	0	0	0	0	0	0	
Lebanon ****	0	0	0	0	0	0	0	0	0	0	0	0	0	0	0	
Libya	0	0	0	0	0	0	0	0	0	0	0	0	0	0	0	
Morocco	0	0	0	0	0	0	0	0	0	0	0	0	0	0	0	
Oman	0	0	0	0	0	0	0	0	0	0	0	0	0	0	0	
Pakistan	20	8	5	4	0	3	0	0	0	1	1	1	0	0	1	
Palestine ****	0	0	0	0	0	0	0	0	0	0	0	0	0	0	0	
Qatar	0	0	0	0	0	0	0	0	0	0	0	0	0	0	0	
Saudi Arabia	0	0	0	0	0	0	0	0	0	0	0	0	0	0	0	
Somalia	0	0	0	0	0	0	0	0	0	0	0	0	0	0	0	
Sudan	0	0	0	0	0	0	0	0	0	0	0	0	0	0	0	
Syria ****	0	0	0	0	0	0	0	0	0	0	0	0	0	0	0	
Tunisia	0	0	0	0	0	0	0	0	0	0	0	0	0	0	0	
U.A.E	0	0	0	0	0	0	0	0	0	0	0	0	0	0	0	
Yemen	0	0	0	0	0	0	0	0	0	0	0	0	0	0	0	
<b>Total EMR</b>	<b>33</b>	<b>22</b>	<b>12</b>	<b>18</b>	<b>3</b>	<b>5</b>	<b>2</b>	<b>3</b>	<b>3</b>	<b>2</b>	<b>2</b>	<b>1</b>	<b>2</b>	<b>3</b>	<b>2</b>	<b>0</b>

\*\*\*\* UNRWA cases are included with those of country of residence



Table 3: Investigation of AFP cases with paralysis onset in 2017 &amp; 2018 up to Week (36/18) / Ending on : 09/09/2018)

COUNTRY	2017											2018											Latest line List Date		
	AFP									Specimen	Wild cases ****		AFP									Specimen		Wild cases ****	
	Total AFP cases onset 2017	Case classification					Non polio AFP rate **	AFP cases pending classification > 90 days from onset of paralysis	AFP cases pending classification and lab > 90 days from onset of paralysis		% with *** adequate specimens	Wild P1 Poliovirus	Wild P3 Poliovirus	Total AFP cases onset 2018	Case classification					Annualized Non polio AFP rate **	AFP cases pending classification > 90 days from onset of paralysis			AFP cases pending classification and lab > 90 days from onset of paralysis	% with *** adequate specimens
		Total Confirmed Polio Cases *	Polio Compatible	Pending Classification	Discarded (non polio AFP)	VDPV				Total Confirmed Polio Cases *					Polio Compatible	Pending Classification	Discarded (non polio AFP)	VDPV							
Afghanistan	3094	14	0	0	3080	1	15.2	0	0	93.5	14	0	2317	14	0	196	2107	0	16.0	15	1	94.8	14	0	16-09-2018
Bahrain	18	0	0	0	18	0	6.2	0	0	100.0	0	0	22	0	0	5	17	0	10.7	2	0	95.5	0	0	16-09-2018
Djibouti	4	0	0	0	4	0	1.3	0	0	100.0	0	0	0	0	0	0	0	0.0	0	0		0	0	16-09-2018	
Egypt	1242	0	0	0	1240	2	3.3	0	0	94.4	0	0	866	0	0	95	771	0	3.2	3	0	92.5	0	0	13-09-2018
Iran	820	0	0	0	820	0	4.3	0	0	96.7	0	0	580	0	0	29	551	1	4.2	1	0	96.4	0	0	16-09-2018
Iraq	699	0	0	0	699	0	4.7	0	0	86.7	0	0	655	0	0	48	607	0	6.0	13	2	89.5	0	0	14-09-2018
Jordan	116	0	0	0	116	0	4.2	0	0	100.0	0	0	95	0	0	5	90	0	4.7	0	0	100.0	0	0	13-09-2018
Kuwait	69	0	0	0	69	0	7.5	0	0	92.8	0	0	46	0	0	0	46	0	7.3	0	0	89.1	0	0	16-09-2018
Lebanon	75	0	0	0	75	0	4.0	0	0	80.0	0	0	64	0	0	6	58	0	4.9	0	0	98.4	0	0	07-09-2018
Libya	88	0	0	0	88	0	4.3	0	0	96.6	0	0	91	0	0	14	77	0	5.1	2	1	96.7	0	0	15-09-2018
Morocco	143	0	0	0	143	0	1.3	0	0	67.1	0	0	123	0	0	32	91	0	1.9	18	0	72.4	0	0	14-09-2018
Oman	40	0	0	0	40	0	4.5	0	0	90.0	0	0	15	0	0	0	15	0	2.4	0	0	80.0	0	0	09-09-2018
Pakistan	10318	8	2	0	10308	0	13.2	0	0	85.6	8	0	7693	4	1	1144	6544	0	13.9	106	0	88.5	4	0	16-09-2018
Palestine	43	0	0	0	43	0	2.3	0	0	97.7	0	0	35	0	0	9	26	0	2.6	0	0	91.4	0	0	16-09-2018
Qatar	18	0	0	0	18	0	6.1	0	0	100.0	0	0	9	0	0	3	6	0	3.5	2	0	100.0	0	0	09-09-2017
Saudi Arabia	276	0	0	0	276	0	3.5	0	0	98.9	0	0	136	0	0	33	103	0	2.4	0	0	94.9	0	0	09-09-2018
Somalia	345	0	0	1	344	0	6.0	1	1	99.1	0	0	244	0	0	20	217	7	5.4	1	1	98.4	0	0	16-09-2018
Sudan	570	0	0	0	570	0	3.2	0	0	96.3	0	0	407	0	0	35	372	0	3.2	1	0	97.8	0	0	16-09-2018
Syria	362	0	1	0	287	74	4.7	0	0	80.9	0	0	243	0	0	17	226	0	4.4	2	0	86.4	0	0	16-09-2018
Tunisia	67	0	0	0	67	0	2.5	0	0	74.6	0	0	51	0	0	5	46	0	2.7	0	0	80.4	0	0	14-09-2018
U.A.E	58	0	0	0	58	0	5.7	0	0	98.3	0	0	31	0	0	2	29	0	3.5	0	0	96.8	0	0	16-09-2018
Yemen	713	0	0	79	634	0	5.2	79	61	90.2	0	0	470	0	0	442	28	0	4.7	334	314	93.6	0	0	15-09-2018
EMR	19178	22	3	80	18997	77	7.7	80	62	88.9	22	0	14193	18	1	2140	12027	8	8.0	500	319	90.8	18	0	
2016	16008	33	5	1	15961	8	6.4	0	0	89.6	33	0													

\* Confirmed polio cases refer to wild isolation from AFP cases or from contacts of negative index AFP cases

\*\* Non-polio AFP per 100,000 children &lt;15 years

\*\*\* Adequate here refers to two stool specimens collected at least 24 hours apart, within 14 days of paralysis onset and specimens received in the lab in Good Condition

\*\*\*\* AFP cases co infected with P1 and P3 are counted separately as wild isolates



World Health Organization – Regional Office for Eastern Mediterranean  
AFP SURVEILLANCE  
Week 37, ending 16 September 2018

17-Sep-18  
Number 1041

Table 4 (a): Lab results of contacts' samples in EMR, 2017 - 2018

COUNTRY	2017						2018					
	# OF CONTACTS	LAB RESULTS					# OF CONTACTS	LAB RESULTS				
		WILD	VDPV	SL	NPEV	PENDING		WILD	VDPV	SL	NPEV	PENDING
AFG	1424	1	0	88	347	0	649	4	0	34	143	10
BAH	2	0	0	0	0	0	2	0	0	0	0	0
DJI	0	0	0	0	0	0	0	0	0	0	0	0
EGY	450	0	0	9	63	18	336	0	0	10	38	36
IRN	143	0	0	5	1	0	95	0	0	2	2	0
IRQ	698	0	0	18	101	16	544	0	0	17	67	28
JOR	2	0	0	0	0	0	0	0	0	0	0	0
KUW	8	0	0	0	0	2	0	0	0	0	0	0
LEB	92	0	0	2	3	21	184	0	0	3	14	24
LIB	4	0	0	0	0	1	0	0	0	0	0	0
MOR	87	0	0	0	7	0	66	0	0	0	5	4
OMA	115	0	0	1	24	1	44	0	0	0	10	0
PAK	3758	2	0	234	897	0	2806	1	0	113	541	185
PAL	0	0	0	0	0	0	0	0	0	0	0	0
QAT	0	0	0	0	0	0	0	0	0	0	0	0
SAA	0	0	0	0	0	0	5	0	0	0	0	5
SOM	1035	0	0	37	113	4	731	0	6	33	73	104
SUD	385	0	0	6	32	46	264	0	0	2	17	99
SYR	570	0	63	3	11	0	461	0	0	3	6	30
TUN	26	0	0	0	0	0	12	0	0	0	0	0
UAE	2	0	0	0	0	0	0	0	0	0	0	0
YEM	1737	0	0	43	114	667	991	0	0	0	0	991
<b>EMR</b>	<b>10538</b>	<b>3</b>	<b>63</b>	<b>446</b>	<b>1713</b>	<b>776</b>	<b>7190</b>	<b>5</b>	<b>6</b>	<b>217</b>	<b>916</b>	<b>1516</b>

Table 4 (B): Most recent wild contacts in EMRO, 2017 - 2018

Year	Country	Data	
		Count of wild contacts	Date of Most Recent stool collection
2018	Afghanistan	4	07-08-18
	Pakistan	1	08-05-18
<b>2018 Total</b>		<b>5</b>	<b>07-08-18</b>
2017	Pakistan	2	04-12-17
	Afghanistan	1	21-05-17
<b>2017 Total</b>		<b>3</b>	<b>04-12-17</b>

Table 4 (C): Number and distribution by district of -ve index AFP cases identified as wild positive by contact in EMR, 2017-2018

YEAR	COUNTRY	PROVINCE	DISTRICT	COUNT	First case	Last case
2018	AFG	NANGARHAR	PACHIERAGAM	1	17-07-18	17-07-18
		URUZGAN	SHAHID-E-HASSA	1	08-07-18	08-07-18
	PAK	BALUCHISTAN	DUKKI	1	15-04-18	15-04-18
<b>2018 Total</b>				<b>3</b>	<b>15-04-18</b>	<b>17-07-18</b>
2017	AFG	HILMAND	NAWZAD	1	16-04-17	16-04-17
	<b>2017 Total</b>				<b>1</b>	<b>16-04-17</b>



**Table 5: Laboratory investigation of AFP cases with paralysis onset in 2018 up to Week (37/18) / Ending on : (16/09/2018)**

Country	Polio laboratories  Sequencing performed by EGY, PAK, TUN, CDC and RIVM laboratories	AFP cases with specimens	Preliminary virus isolation results of AFP cases						Poliovirus intratypic differentiation results #										Indicators				Latest report Date			
			Referred for ITD		NPEV only	Negative	Pending		Type 1			Type 2			Type 3			Discordant pending sequence	NPEV by PCR	Non-EV	Pending ITD	% specimens positive for NPEV*		% AFP cases with culture results within 14 days	% AFP cases with ITD results within 7 days	% AFP cases with ITD results within 45 days of onset**
			L20B+	L20B+&NPEV			received < / = 14 days	received > 14 days ago	Wild	Sabin	VPV	Wild	Sabin	VPV	Wild	Sabin	VPV									
Afghanistan	RRL Pakistan	2255	164	19	402	1573	97		12	125						115						17%	87%	100%	98%	15/09/2018
Bahrain	PNL Oman	20			1	18	1															5%	100%		42%	09/09/2018
Djibouti	NPL Kenya																									16/09/2018
Egypt***	RRL Egypt	848	26	6	109	680	25	2		14						16		6				12%	94%	100%	99%	13/09/2018
Iran	NPL Iran	593	12		14	554	13			7	1					4			1			2%	100%	100%	99%	15/09/2018
Iraq	RRL Egypt	655	15		77	529	24	11		11						10						12%	100%	100%	67%	13/09/2018
Jordan	RRL EGYPT	93	3		5	81	4			2						3						8%	100%	100%	100%	16/09/2018
Kuwait	RRL Kuwait	46	1		4	40		1												1		6%	96%		98%	16/09/2018
Lebanon	NPL Jordan	70	2		4	61	3			1						1						8%	100%	100%	50%	16/09/2018
Libya	RRL Tunisia	88	1		8	72	7									1						10%	100%	100%	98%	14/09/2018
Morocco	NPL Morocco	109			2	105	2															3%	93%		93%	14/09/2018
Oman	NPL Oman	15			2	13																19%	87%		100%	09/09/2018
Pakistan	RRL Pakistan	7597	304	24	1519	5343	399	8	3	197						231		5				17%	89%	99%	97%	15/09/2018
Palestine & UNRWA		35			5	26	3	1														16%	65%		100%	16/09/2018
Qatar	NPL Oman	9			1	8																11%	88%		100%	09/09/2018
Saudi Arabia	NPL Oman	149	2		1	137	6	3														1%	99%		100%	13/09/2018
Somalia	NPL Kenya	244	20	1	20	183	11	9		8		4 #	4		10	3 #						9%	15%		100%	16/09/2018
Sudan	RRL Egypt	371	5		33	315		18		3						1		1				11%	98%	100%	80%	18/08/2018
Syria	RRL Egypt	242	3		6	221	10	2		1						2						3%	100%	100%	50%	13/09/2018
Tunisia	RRL Tunisia	59			2	54	3															3%	98%		96%	14/09/2018
U.A.E	NPL Oman	29			4	25																12%	86%		90%	09/09/2018
Yemen	NPL Kenya																									15/09/2018
<b>Total EMR 2018</b>																						20%				
<b>Total EMR 2017</b>		13527	558	50	2219	10038	608	55	15	369	1		4	4		394	3	1	12		1	15%	89%	99%	97%	

\* Specimens from all sources including non-AFP cases, excluding environmental samples

\* In 2017, 41 cVDPV2 were isolated from Syria by other Global Polio Laboratories Network (GPLN)  
Syria reported a total of 74 cVDPV2 cases in 2017 out of which 8 were identified by positive contacts

# Somalia in 2018 so far has a total of 7 cVDPV cases (4 cVDPV2,  
2 cVDPV3 & 1 coinfection cVDPV2/cVDPV3)

\*\* This indicator reflects surveillance and laboratory activities



**Table 6: Environmental isolate by year and type**

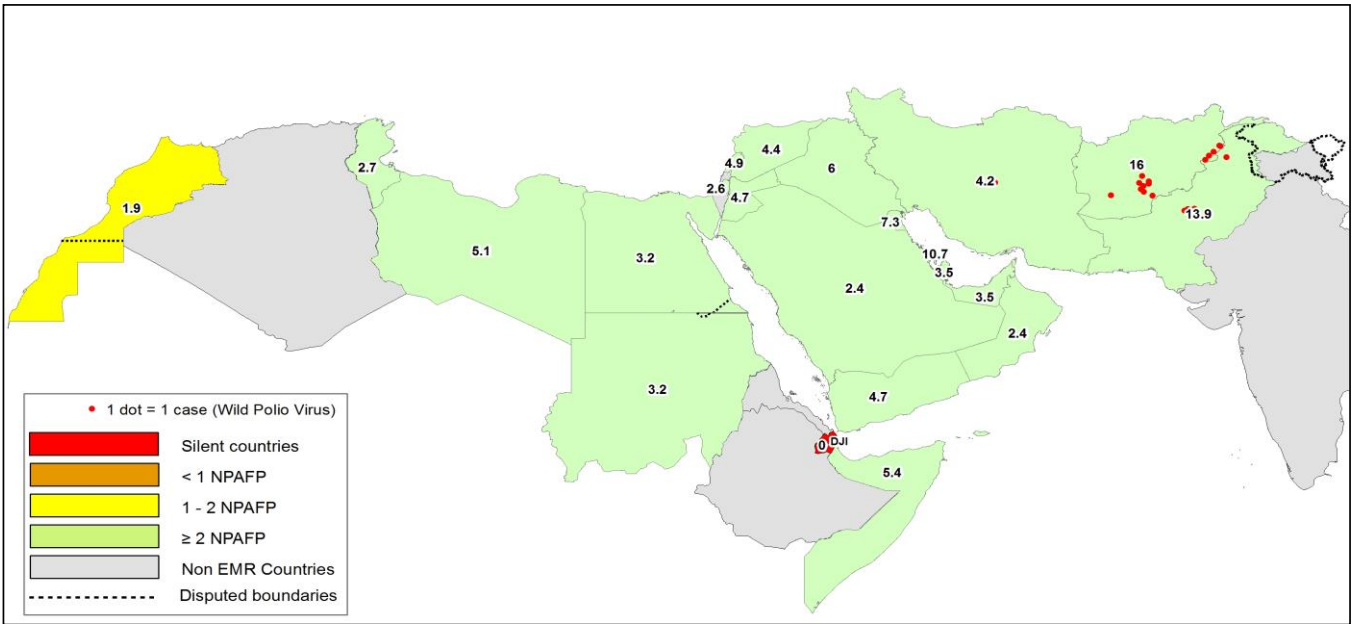
Country	Status	2015	2016	2017	2018
AFG	NEGATIVE	129	183	274	179
	PENDING				19
	WILD	20	2	42	34
<b>AFG Total</b>		<b>149</b>	<b>185</b>	<b>316</b>	<b>232</b>
EGY	NEGATIVE	495	528	522	353
	PENDING				22
	VDPV2	3	1		
<b>EGY Total</b>		<b>498</b>	<b>529</b>	<b>522</b>	<b>375</b>
IRN	NEGATIVE			6	30
	PENDING				2
<b>IRN Total</b>				<b>6</b>	<b>32</b>
JOR	NEGATIVE		2	32	15
	PENDING				11
<b>JOR Total</b>			<b>2</b>	<b>32</b>	<b>26</b>
LEB	NEGATIVE		4	27	10
	PENDING				19
<b>LEB Total</b>			<b>4</b>	<b>27</b>	<b>29</b>
PAK	NEGATIVE	347	462	523	376
	PENDING				33
	WILD	79	59	105	61
	WILD & VDPV2	5	3	1	
	VDPV2	8	5	4	
<b>PAK Total</b>		<b>439</b>	<b>529</b>	<b>633</b>	<b>470</b>
SOM	NEGATIVE			34	116
	PENDING				14
	VDPV2			2	11
	VDPV3				8
<b>SOM Total</b>			<b>36</b>	<b>149</b>	
SYR	NEGATIVE			4	51
	PENDING				7
<b>SYR Total</b>			<b>4</b>	<b>58</b>	
<b>Grand Total</b>		<b>1086</b>	<b>1249</b>	<b>1576</b>	<b>1371</b>

**Table 7: Environmental Wild/VDPV isolate by site**

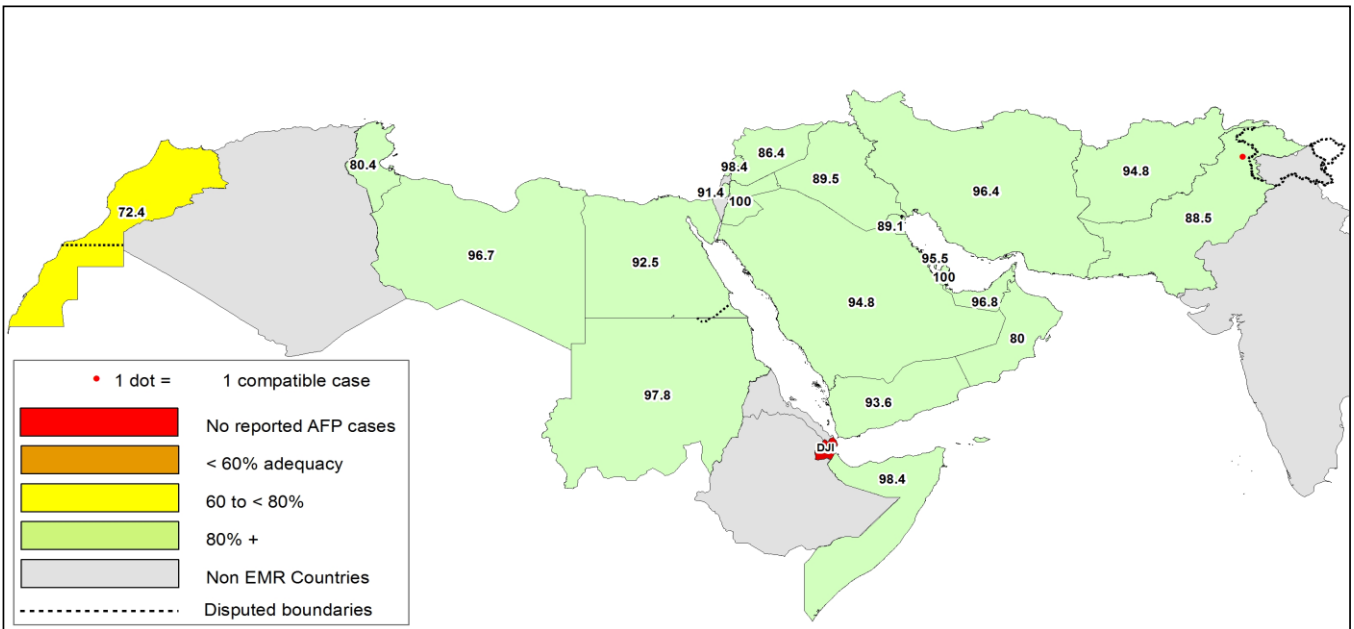
Country	COUNTRY	Status	PROVINCE	DISTRICT	Count	First date	Last date			
2017	AFG	WILD	HILMAND	LASHKARGAH	8	26-Apr	26-Dec			
				NAHR-E-SARAJ	1	25-Sep	25-Sep			
				KABUL	1	25-Oct	25-Oct			
				KANDAHAR	18	26-Jan	27-Dec			
				KUNAR	1	25-Dec	25-Dec			
				NANGARHAR	3	24-Sep	26-Dec			
				JALALABAD	10	24-Jan	26-Dec			
				<b>AFG Total</b>			<b>42</b>	<b>24-Jan</b>	<b>27-Dec</b>	
				PAK	WILD	BALOCHISTAN	KABDULLAH	12	1-Jan	15-Oct
							LORALAI	3	17-Sep	17-Nov
	PISHIN	5	2-Jan				2-Oct			
	QUETTA	12	1-Jan				20-Dec			
	ZHOB	1	18-Dec				18-Dec			
	CDA	5	10-Feb				10-Jul			
	KHYBER PAKHTUNKHWA	PESHAWAR	8				10-Jan	11-Dec		
		LAHORE	1				18-Dec	18-Dec		
		MULTAN	1				9-Jan	9-Jan		
	SINDH	RAWALPINDI	8				10-Jan	10-Oct		
		JACOBABAD	4				11-Aug	13-Dec		
		KAMBAR	1				15-Aug	15-Aug		
		KHIBALDIA	2				8-Aug	3-Nov		
		KHIGADAP	21	9-Jan	12-Dec					
		KHIGIQBAL	6	3-Feb	10-Oct					
KHILORANGI		1	16-Oct	16-Oct						
WILD & VDPV2	BALOCHISTAN	KABDULLAH	1	15-Jul	15-Jul					
		PISHIN	1	2-May	2-May					
		QUETTA	3	3-Apr	29-May					
		<b>PAK Total</b>	<b>110</b>	<b>1-Jan</b>	<b>20-Dec</b>					
SOM	VDPV2	BANADIR	WABERI	2	22-Oct	2-Nov				
<b>SOM Total</b>	<b>2</b>	<b>22-Oct</b>	<b>2-Nov</b>							
<b>2017 Total</b>				<b>154</b>	<b>1-Jan</b>	<b>27-Dec</b>				
2018	AFG	WILD	HILMAND	LASHKARGAH	1	8-Jan	8-Jan			
				HIRAT	1	25-Jun	25-Jun			
				KABUL	3	26-Feb	26-Jun			
				KANDAHAR	15	8-Jan	5-Aug			
				KUNAR	1	24-Apr	24-Apr			
				NANGARHAR	2	28-Jan	25-Feb			
				JALALABAD	11	27-Jan	25-Jul			
				<b>AFG Total</b>	<b>34</b>	<b>8-Jan</b>	<b>5-Aug</b>			
	PAK	WILD	BALOCHISTAN	KABDULLAH	1	1-Jan	1-Jan			
				LORALAI	1	17-Mar	17-Mar			
				QUETTA	5	13-Feb	28-Jul			
				ISLAMABAD	CDA	4	10-Jan	10-Aug		
					BANNU	1	31-Mar	31-Mar		
					KOHAT	3	5-Jan	27-Jun		
				KHYBER PAKHTUNKHWA	PESHAWAR	12	10-Jan	27-Aug		
					DERA GHAZI KHAN	1	12-Feb	12-Feb		
					LAHORE	2	11-Jun	11-Jul		
					RAWALPINDI	7	10-Jan	10-Aug		
				SINDH	HYDERABAD	1	9-Feb	9-Feb		
					JACOBABAD	2	12-Feb	7-Mar		
					KAMBAR	3	7-Apr	9-Jul		
					KHIBALDIA	1	1-Aug	1-Aug		
					KHIGADAP	9	15-Feb	10-Aug		
					KHILANDHI	3	10-Jan	30-Jul		
					KHISITE	1	1-Jan	1-Jan		
					SUKKUR	1	8-Feb	8-Feb		
					KHILIAQAT	1	7-Mar	7-Mar		
					BAJOUR	2	19-May	1-Aug		
				<b>PAK Total</b>	<b>61</b>	<b>1-Jan</b>	<b>27-Aug</b>			
				SOM	VDPV2	BANADIR	HAMAR WEYN	6	4-Jan	17-May
							HODAN	1	22-Feb	22-Feb
							WABERI	4	1-Mar	2-Aug
							HAMAR WEYN	5	8-Mar	5-Apr
WABERI	3	8-Mar	12-Jul							
<b>SOM Total</b>	<b>19</b>	<b>4-Jan</b>	<b>2-Aug</b>							
<b>2018 Total</b>				<b>114</b>	<b>1-Jan</b>	<b>27-Aug</b>				



**Figure 1: Non Polio AFP Rate and Wild Virus in EMR 01/01/2018 - 16/09/2018**



**Figure 2: Percent of AFP cases with Adequate Samples & Compatible Cases in EMR 01/01/2018 - 16/09/2018**



**Table 8: Wild polio cases by country and date of onset of paralysis in EMR, 2017 - 2018**

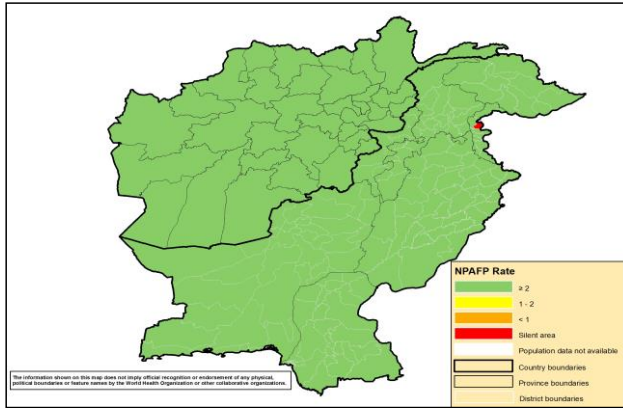
Year	COUNTRY	Count	First Case	Last Case
2018	AFG	14	01-01-18	11-08-18
	PAK	4	08-03-18	01-08-18
2018 Total		18	01-01-18	11-08-18
2017	AFG	14	13-01-17	28-12-17
	PAK	8	28-01-17	15-11-17
2017 Total		22	13-01-17	28-12-17

Last reported wild Polio P3 from Pakistan with date of onset 18/04/2012

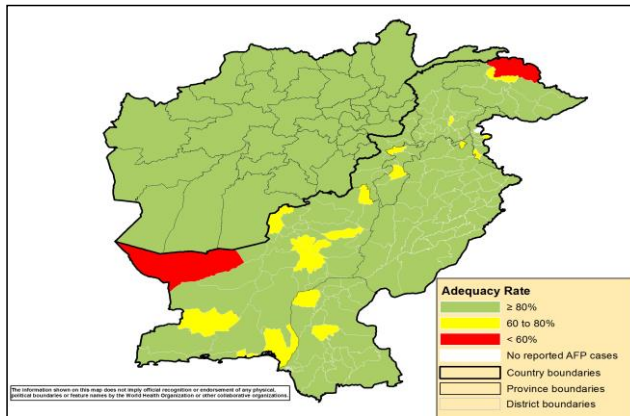




**Figure 3: Non Polio AFP rate by Province in Afghanistan & by District in Pakistan 01/01/2018 - 16/09/2018**

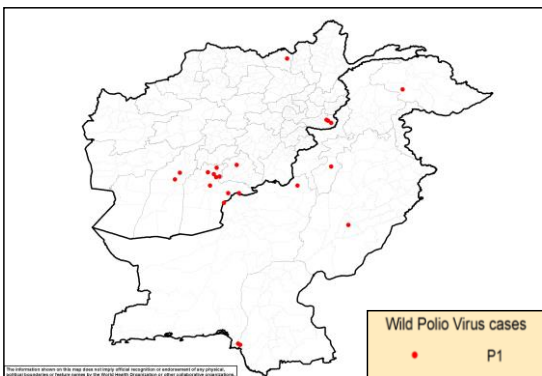


**Figure 4: Percent of AFP cases with Adequate Samples in Afghanistan by Province & Pakistan by District 01/01/2018 - 16/09/2018**

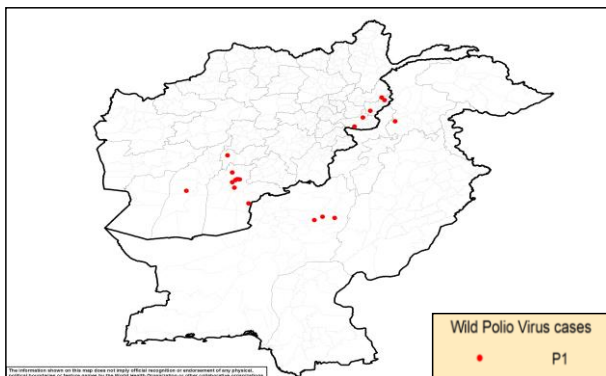


**Figure 5: Wild Virus Cases by Type & District in Afghanistan & Pakistan**

**5a: 01/01/2017 - 31/12/2017**



**5b: 01/01/2018 - 16/09/2018**





World Health Organization – Regional Office for Eastern Mediterranean  
AFP SURVEILLANCE  
Week 37, ending 16 September 2018

17-Sep-18  
Number 1041

Table 9: Wild Polio cases by district and date of onset of paralysis, Afghanistan 2017-2018					
ONSETYR	PROVINCE	DISTRICT	Count	First case	Last case
2018	KANDAHAR	KANDAHAR	1	11-08-18	11-08-18
		ARGHANDAB (K)	1	17-07-18	17-07-18
		SHAHWALIKOT	3	05-01-18	27-04-18
		KHAKREZ	1	25-02-18	25-02-18
		SPINBOLDAK	1	06-01-18	06-01-18
	NANGARHAR	PACHIERAGAM	1	17-07-18	17-07-18
		KAMA	1	01-01-18	01-01-18
	URUZGAN	SHAHID-E-HASSAS	1	08-07-18	08-07-18
	KUNAR	CHAWKAY	1	22-06-18	22-06-18
		GHAZIABAD	2	14-02-18	03-03-18
HILMAND	NAD-E-ALI	1	01-06-18	01-06-18	
2018 Total			14	01-01-18	11-08-18
2017	KANDAHAR	SPINBOLDAK	1	28-12-17	28-12-17
		SHAHWALIKOT	5	19-06-17	03-12-17
		KANDAHAR	1	13-01-17	13-01-17
	NANGARHAR	MUHMAND DARA	1	05-11-17	05-11-17
		BATIKOT	2	15-09-17	11-10-17
	ZABUL	ARGHANDAB (Z)	1	10-07-17	10-07-17
	HILMAND	NAWZAD	1	16-04-17	16-04-17
		NAHR-E-SARAJ	1	21-01-17	21-01-17
KUNDUZ	DASHT-E-ARCHI	1	21-02-17	21-02-17	
2017 Total			14	13-01-17	28-12-17

Table 10: Wild Polio cases by district and date of onset of paralysis, Pakistan 2017-2018					
ONSETYR	PROVINCE	DISTRICT	Count	First case	Last case
2018	KHYBER PAKHTOON	CHARSADA	1	01-08-18	01-08-18
	BALUCHISTAN	DUKKI	3	08-03-18	18-05-18
2018 Total			4	08-03-18	01-08-18
2017	BALUCHISTAN	ZHOB	1	15-11-17	15-11-17
		KABDULAH	2	11-06-17	13-11-17
	SINDH	KHIGADAP	1	09-11-17	09-11-17
		KHIGIQBAL	1	11-08-17	11-08-17
	KHYBER PAKHTOON	LAKKIMRWT	1	21-08-17	21-08-17
	GILGIT BALTISTAN	DIAMER	1	13-02-17	13-02-17
PUNJAB	LODHRAN	1	28-01-17	28-01-17	
2017 Total			8	28-01-17	15-11-17

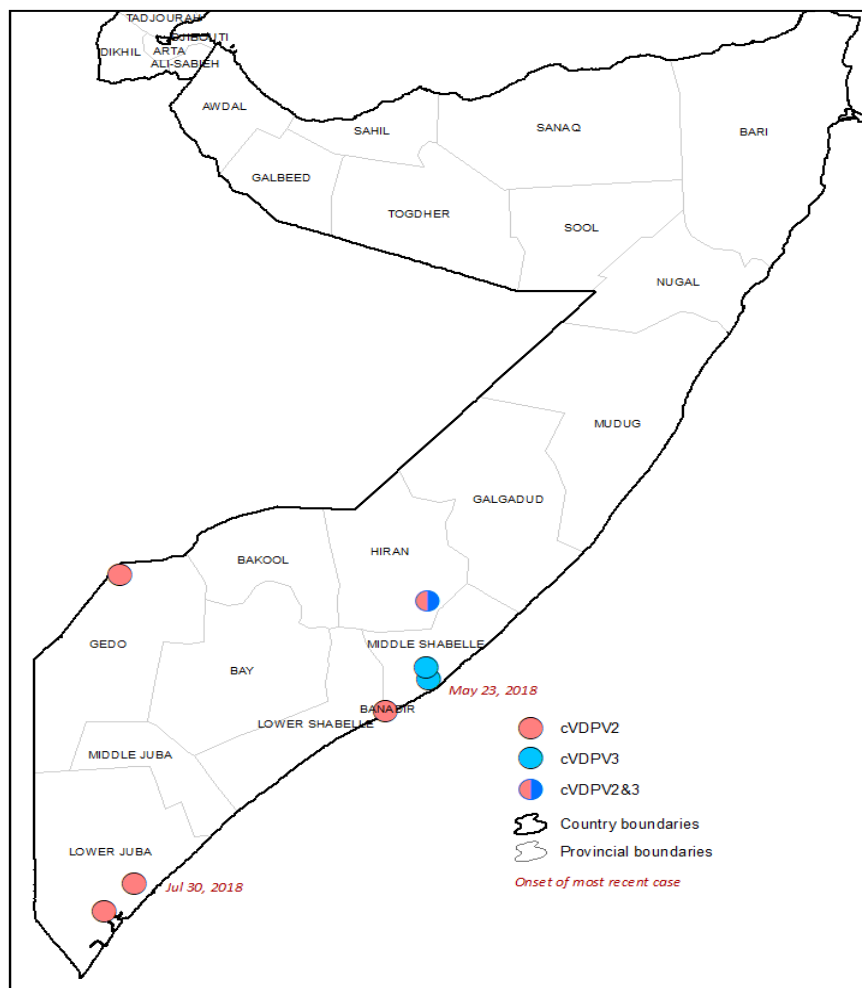


**Table 11: Circulating VDPV cases and date of onset of paralysis in EMR countries by districts 2017-2018**

Year	COUNTRY	PROVINCE	DISTRICT	cVDPV2			cVDPV3		
				Count	First Case	Last Case	Count	First Case	Last Case
2017	SYR	HOMS	TADMOUR	1	10-Jul-17	10-Jul-17			
		DEIR_AL_ZOUR	DEIR ALZOUR	1	30-Jun-17	30-Jun-17			
		DEIR_AL_ZOUR	BOKAMAL	12	25-Jun-17	21-Sep-17			
		DEIR_AL_ZOUR	MAYADEEN	58	5-Mar-17	9-Sep-17			
		RAQUA	THAWRA	1	16-Jun-17	16-Jun-17			
		RAQUA	TALABYAD	1	25-Apr-17	25-Apr-17			
SYR Total				74	5-Mar-17	21-Sep-17			
<b>2017 Total</b>				<b>74</b>	<b>5-Mar-17</b>	<b>21-Sep-17</b>			
2018	SOM	LOWER JUBA	KISMAYO	2	29-Jul-18	30-Jul-18			
		BANADIR	DANYILE	1	10-Jul-18	10-Jul-18			
		HIRAN	BULO BURTI	1	11-May-18	11-May-18	1	11-May-18	11-May-18
		GEDO	DOLO	1	26-May-18	26-May-18			
		MIDDLE SHABELLE	WARSHEIKH				2	16-May-18	23-May-18
SOM Total				5	11-May-18	30-Jul-18	3	11-May-18	23-May-18
<b>2018 Total</b>				<b>5</b>	<b>11-May-18</b>	<b>30-Jul-18</b>	<b>3</b>	<b>11-May-18</b>	<b>23-May-18</b>

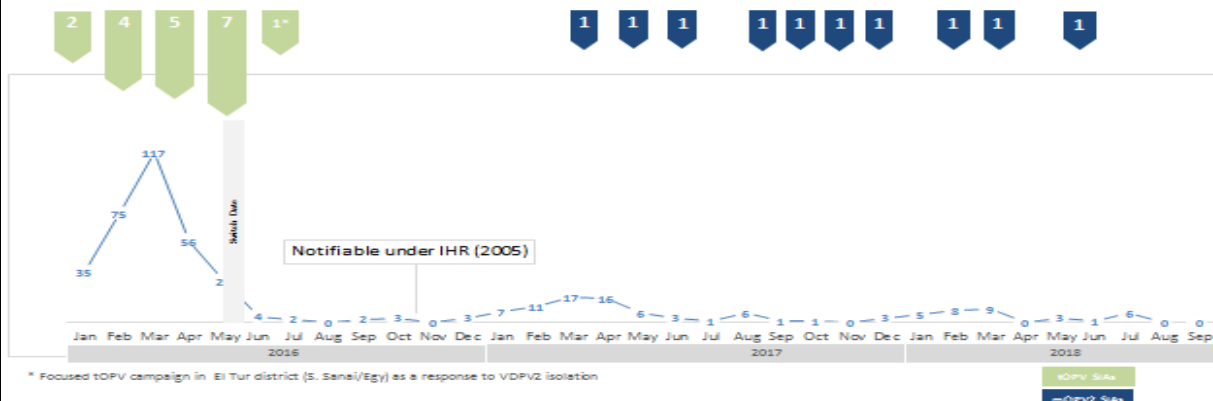
Somalia in 2018 so far has a total of 7 cVDPV cases (4 cVDPV2, 2 cVDPV3 & 1 coinfection cVDPV2/cVDPV3)

**Figure 6: Somalia cVDPV cases by type and district 01/01/2018 - 16/09/2018**

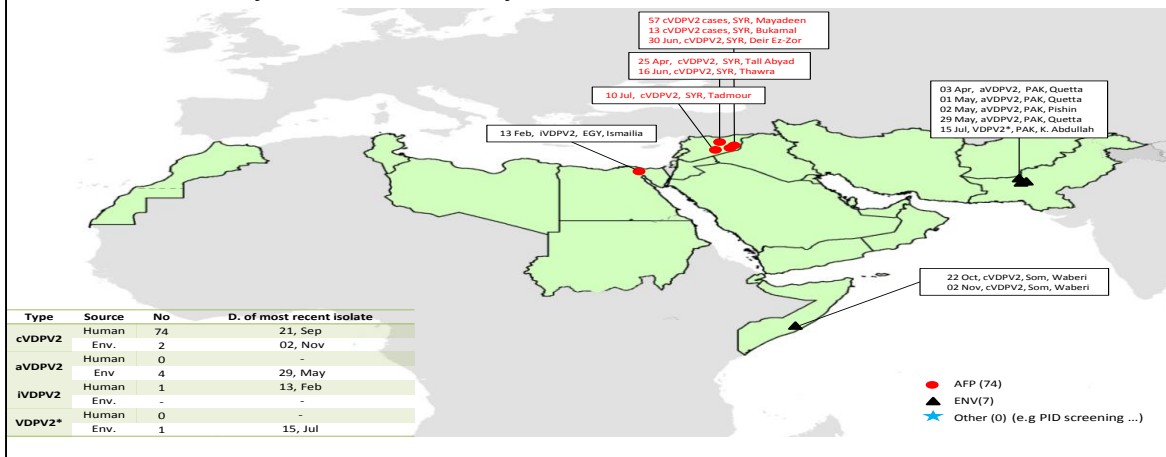




### Sabin Like Type-2 Poliovirus Isolates (H & E) EMR, 2016-17-18



### VDPV2 isolates, EMR countries, 2017



### VDPV2 isolates, EMR countries, 2018

