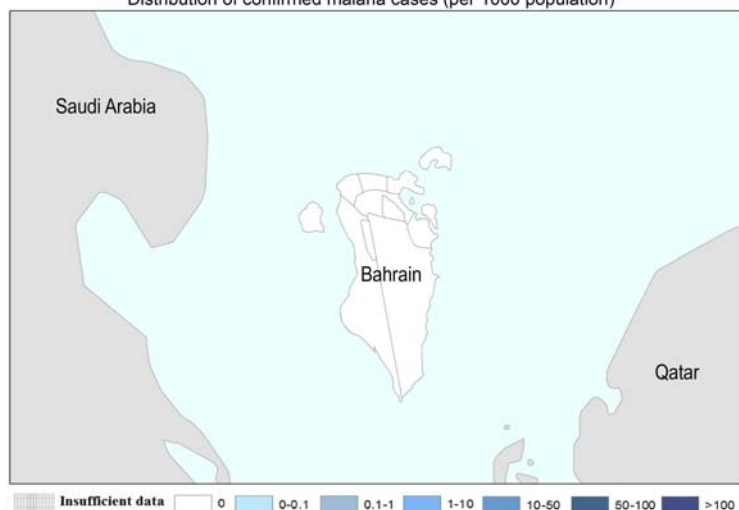


Distribution of confirmed malaria cases (per 1000 population)



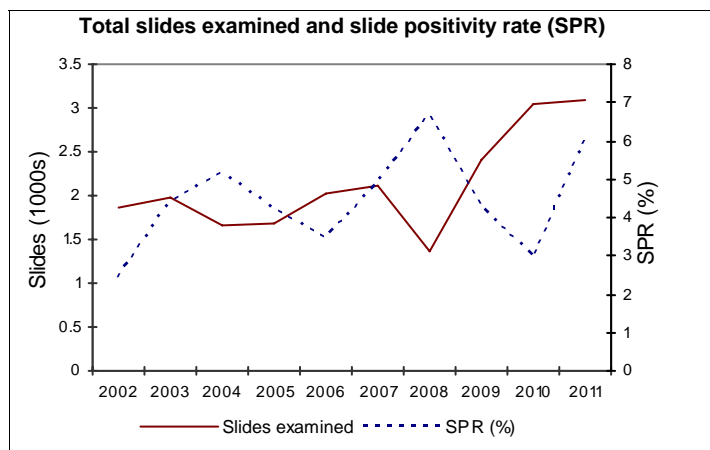
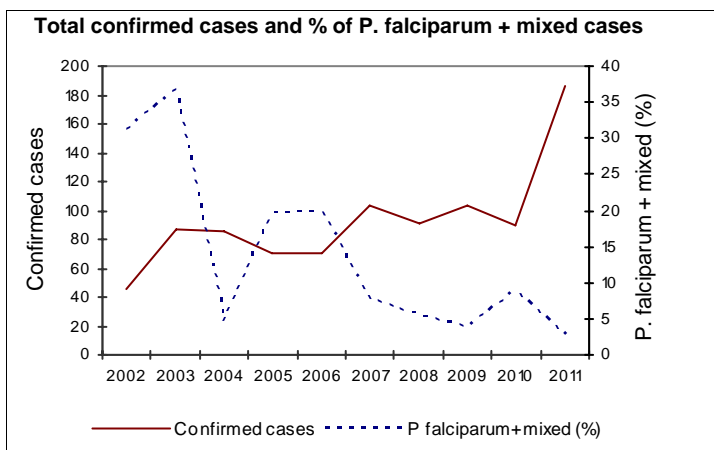
Bahrain is free from local malaria transmission and has 2.1% of reported cases of the malaria-free countries. The last local case was in 1979.

1. Malaria burden and risk

Population

Population	Number	%
Total population	1 323 535	
Population under 5 years	102 198	7.7
Male population	828 304	62.6
Rural population		

Morbidity trends



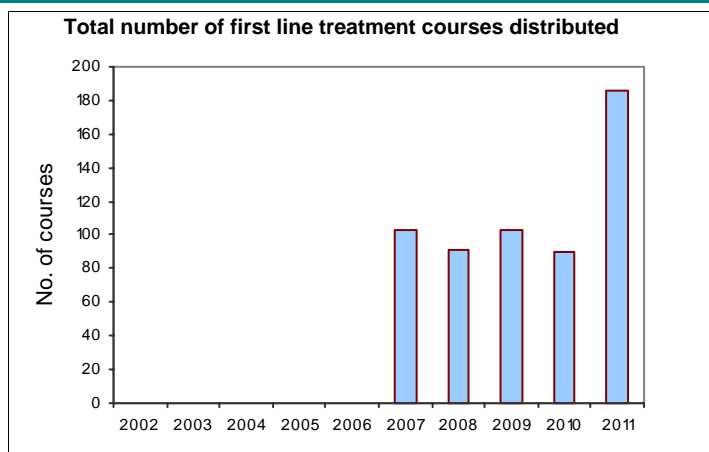
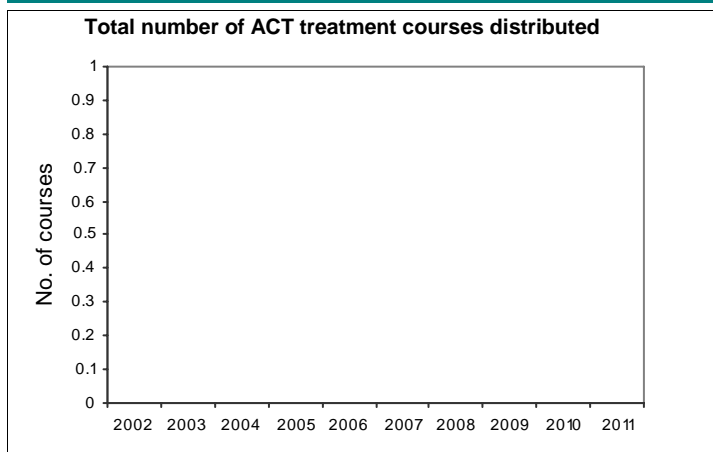
Reported malaria burden

Year	Total slides examined	Total confirmed cases	P. falciparum + mixed	P. vivax + others	Total imported cases	Total local cases
2002	1 861	45	14	31	45	0
2003	1 980	87	32	54	87	0
2004	1 655	85	4	81	85	0
2005	1 686	71	14	57	71	0
2006	2 014	70	14	54	70	0
2007	2 117	103	8	92	103	0
2008	1 361	91	5	86	91	0
2009	2 418	103	4	99	103	0
2010	3 038	90	8	82	90	0
2011	3 096	186	5	181	186	0

Imported cases (top 10 countries)

Country	P. falciparum	P. vivax	Mixed	Other species	Not classified	Total
Pakistan	2	94	0	0	0	96
India	1	79	0	0	0	80
Bangladesh	0	3	0	0	0	3
Nepal	0	3	0	0	0	3
Yemen	2	1	0	0	0	3
Sudan	0	1	0	0	0	1

2. Malaria control interventions coverage



3. National drug policy

Unconfirmed uncomplicated

P. falciparum treatment	Uncomplicated	QN+D
	Treatment failure (second line)	SP
	Severe	QN

Prevention during pregnancy

P. vivax treatment	CQ+PQ
--------------------	-------

Mixed infection treatment (PF+others)

Last drug policy update (year)	2006
--------------------------------	------

4. Financing malaria control

Government budget	Budget (US\$)
Government budget for malaria	6 357 143
Government expenditure for malaria	6 867 725