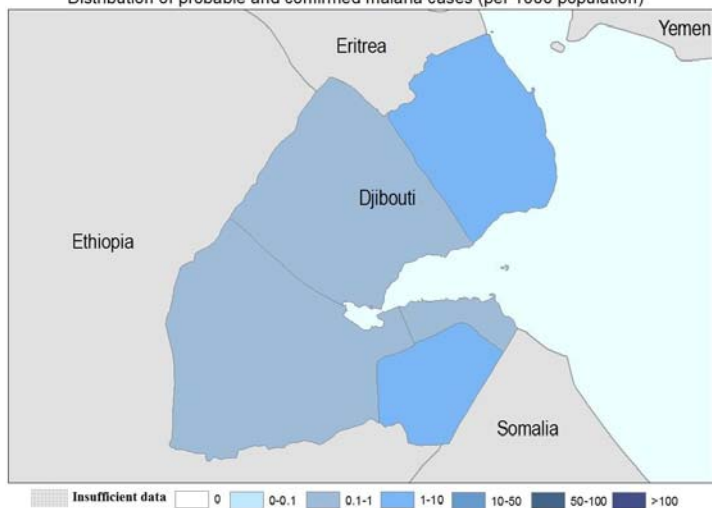


Distribution of probable and confirmed malaria cases (per 1000 population)



Djibouti accounts for 0.0% of the population at high risk of malaria in the Eastern Mediterranean Region. The total reported number of available and functional LLINs in the country is 85916.

## 1. Malaria burden and risk

### Population, endemicity and malaria burden

Population	Number	%
Total population	905 564	
Population under 5 years	114 828	12.7
Male population	453 020	50.0
Rural population	215 216	23.8

### Parasite profile

*P. falciparum*>*P. vivax*

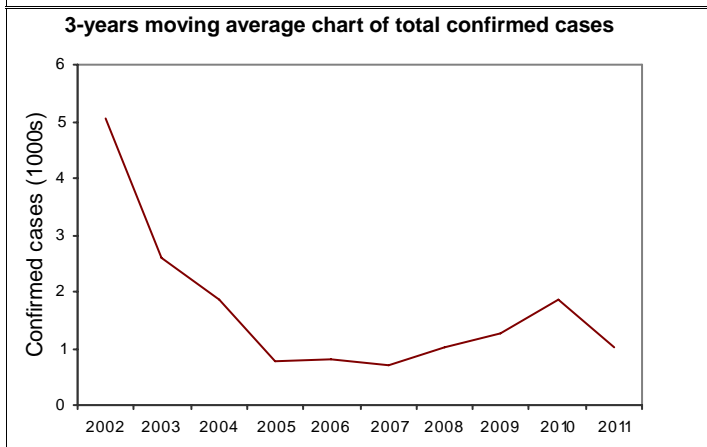
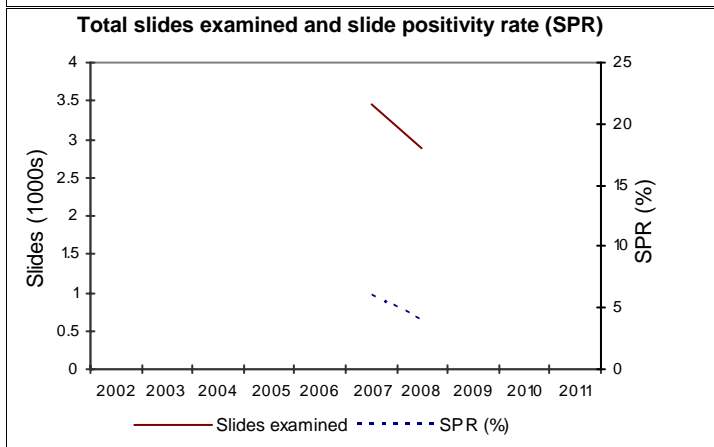
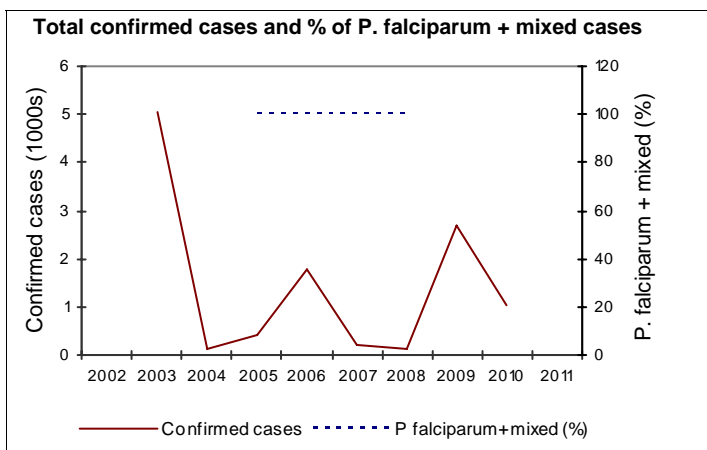
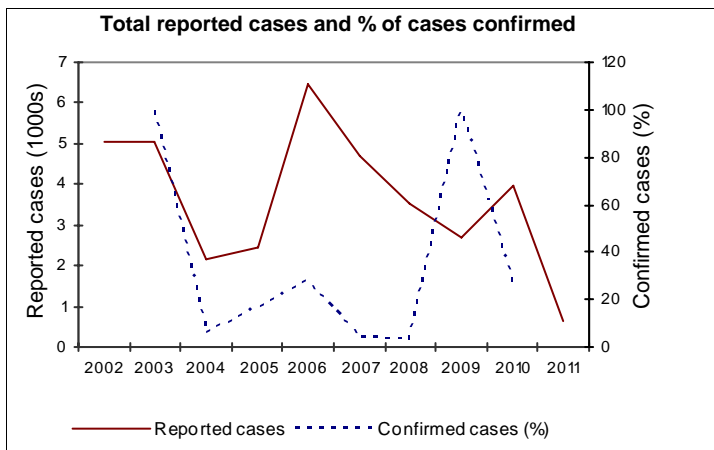
### Vector profile

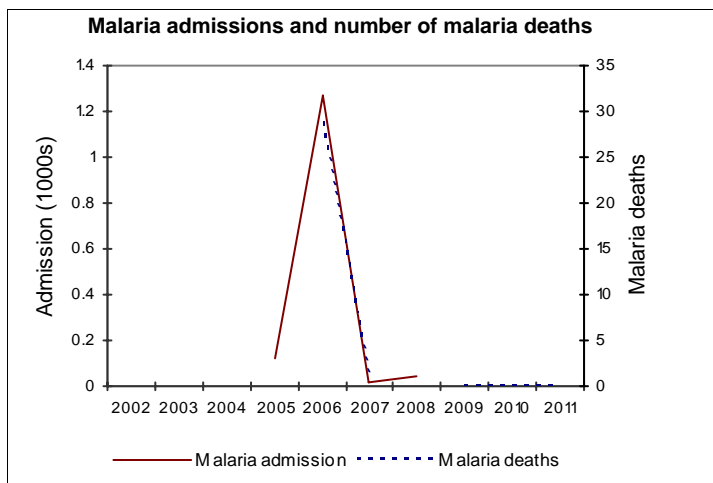
*An. arabiensis*

### Population by malaria endemicity

High transmission ( $\geq 1$ cases per 1000 population)	0	0.0
Low transmission ( $< 1$ cases per 1000 population)	452 782	50.0
Malaria-free (0 cases)	452 782	50.0

### Morbidity and mortality trends





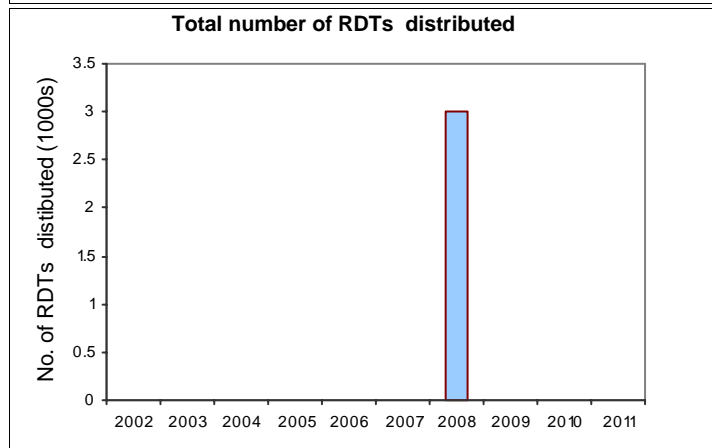
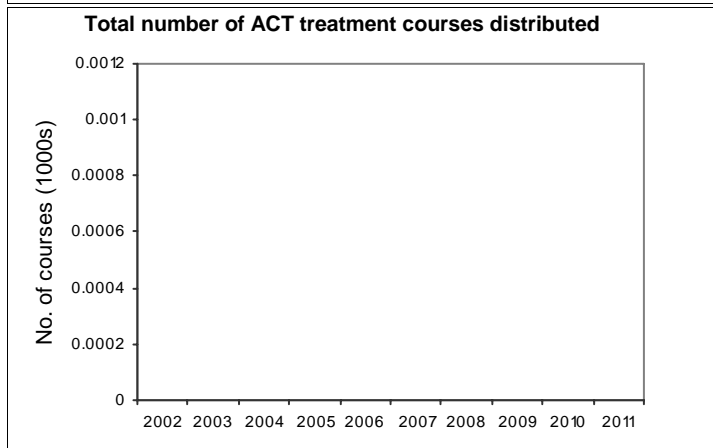
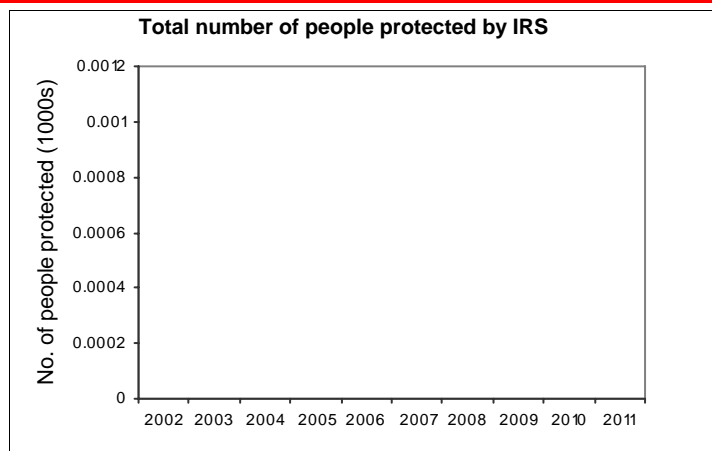
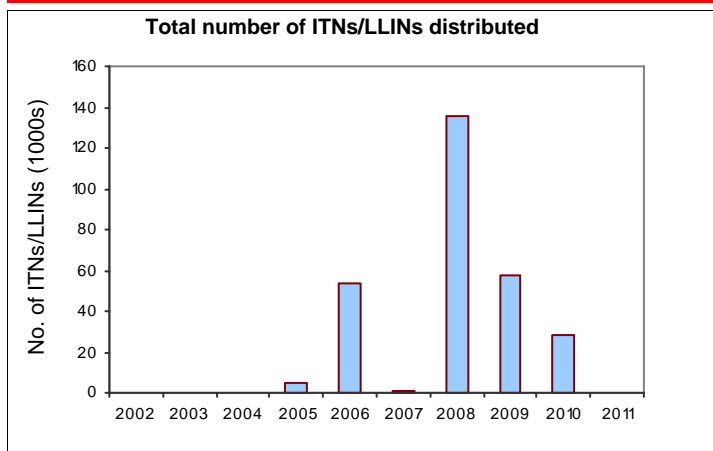
### Malaria admissions and deaths

Year	Malaria admissions		Malaria deaths	
	All ages	Under 5 years	All ages	Under 5 years
2002				
2003				
2004				
2005	121			
2006	1 269		29	
2007	14		1	
2008	41			
2009			0	
2010			0	0
2011	0	0	0	0

### Reported malaria burden

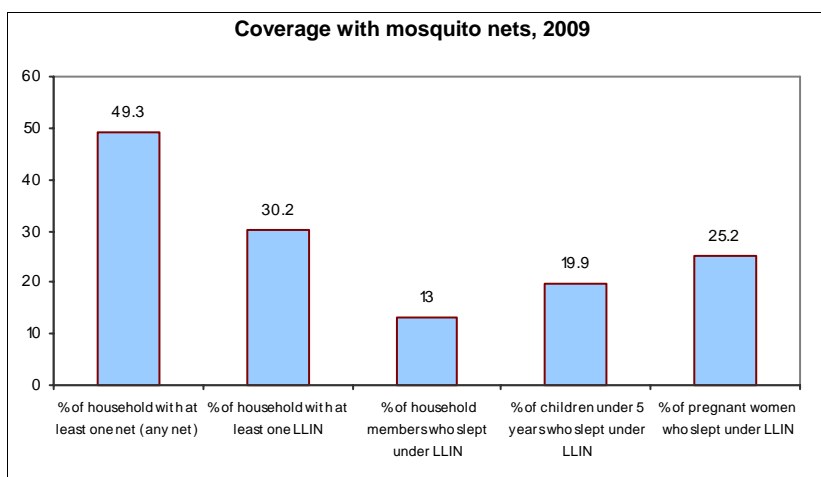
Year	Total reported cases	Confirmed cases			Number of tests			P. falciparum + mixed	P. vivax + others
		Total	Microscopy	RDTs	Total	Microscopy	RDTs		
2002	5 021								
2003	5 036	5 036	5 036						
2004	2 142	122	122						
2005	2 469	413	413	1 913	1 913		413	0	
2006	6 457	1 796	1 796				1 796	0	
2007	4 694	210	210	3 461	3 461		210	0	
2008	3 528	119	119	2 896	2 896		119	0	
2009	2 686	2 686	2 686						
2010	3 962	1 019	1 019				1 019	0	
2011	624			124	124				

## 2. Malaria control interventions coverage



## Reported malaria control interventions

Year	Total number of ITNs/LLINs distributed	Total number of ACT treatment courses distributed	Total number of people protected by IRS	Total number of RDTs distributed
2002				
2003				
2004				
2005	4 400			
2006	54 000			
2007	1 200			
2008	135 484			3 000
2009	57 516			
2010	28 300			
2011	100			



## 3. National drug policy

Unconfirmed uncomplicated	AS+SP
Uncomplicated	AS+SP
P. falciparum treatment	AL
Treatment failure (second line)	AL
Severe	QN
Prevention during pregnancy	
P. vivax treatment	CQ+PQ
Mixed infection treatment (PF+others)	
Last drug policy update (year)	2006

## 4. Financing malaria control

Government budget	Budget (US\$)	External contribution	Budget (US\$)
Government budget for malaria	84 745	Global Fund	206 939
Government expenditure for malaria		World Bank	420 117