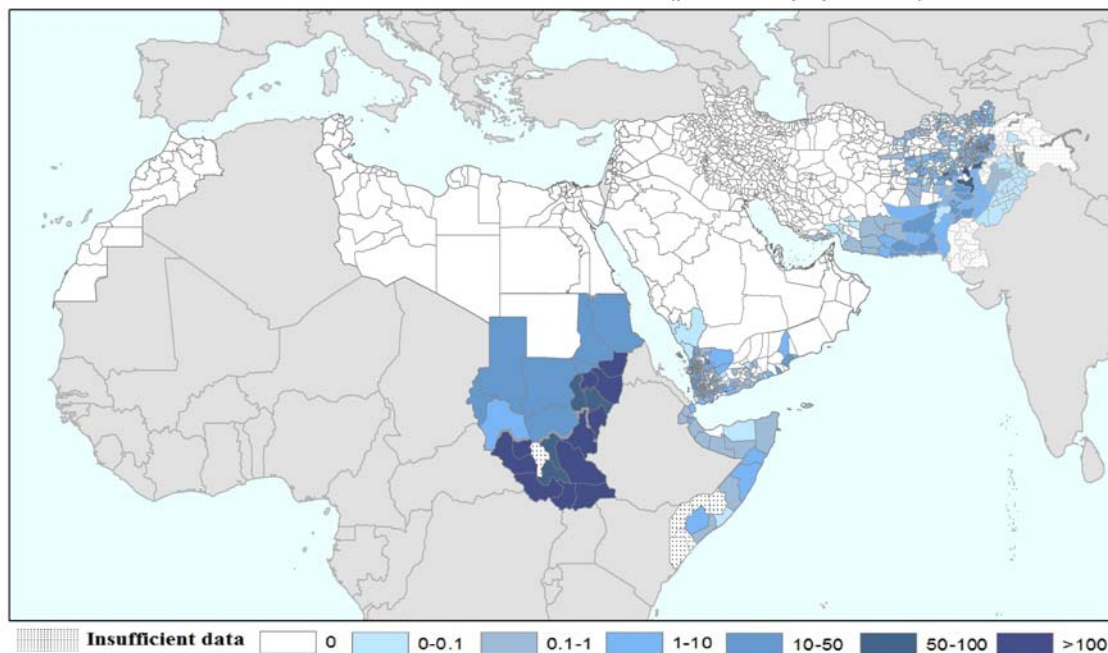


Distribution of confirmed malaria cases (per 1000 population)



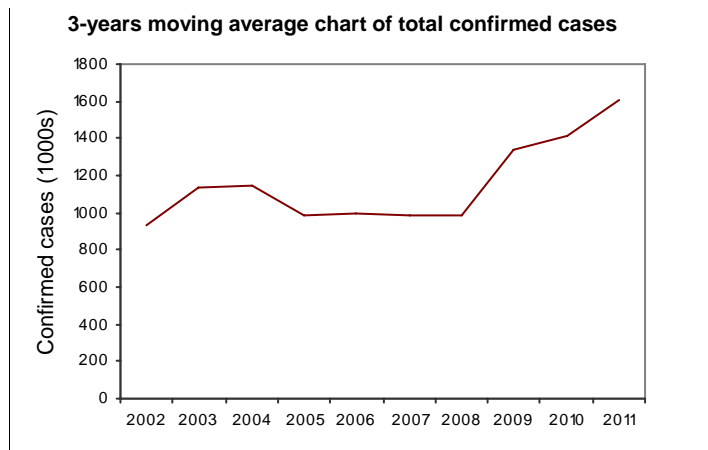
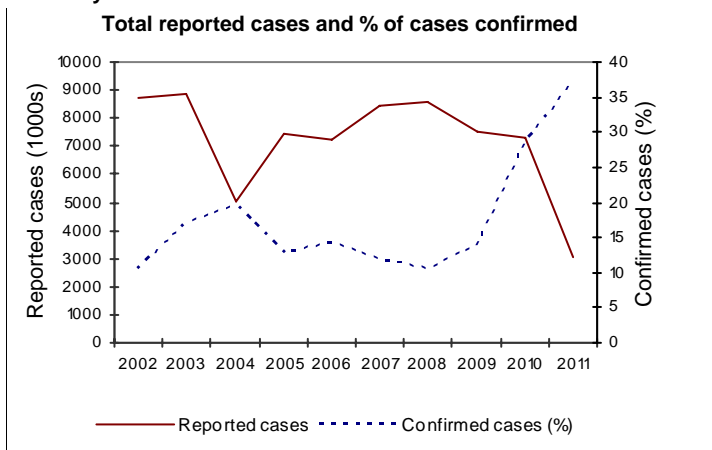
In 2011, it was estimated that about 45.2% of the population of the Eastern Mediterranean Region countries was living in areas with risk of local malaria transmission. In that year, countries in the Region reported 1139476 confirmed malaria cases which is 37.3% of the total reported malaria cases in the Region.

1. Malaria burden and risk

Population, endemicity and malaria burden

Population	Number	Population by malaria endemicity	Number
Total population	608 644 304	High transmission (≥1 cases per 1000 population)	92 624 438
Population under 5 years	67 048 747	Low transmission (<1 cases per 1000 population)	182 387 783
Male population	286 765 525	Malaria-free (0 cases)	333 632 083
Rural population	330 989 939		

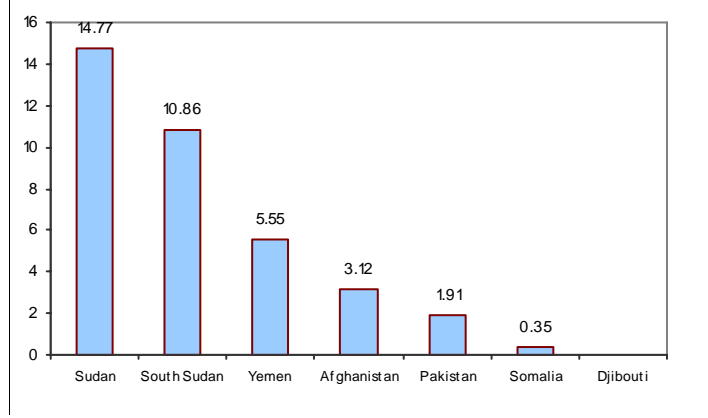
Morbidity trends



Reported malaria burden

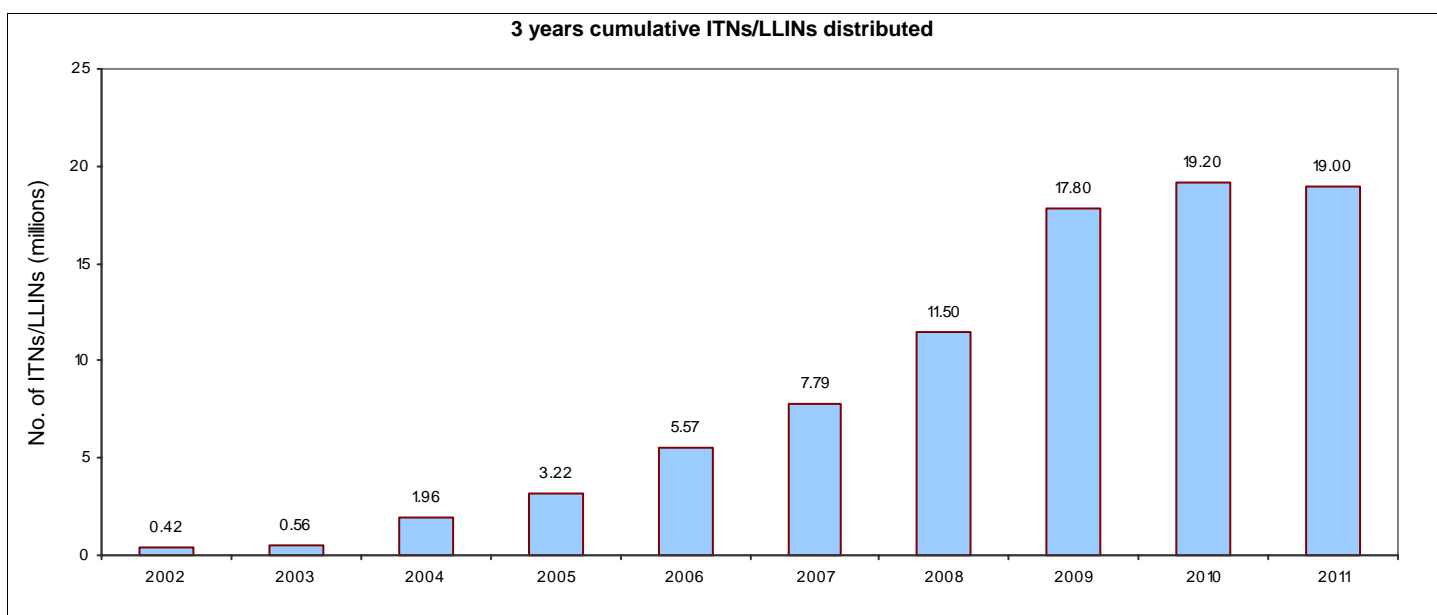
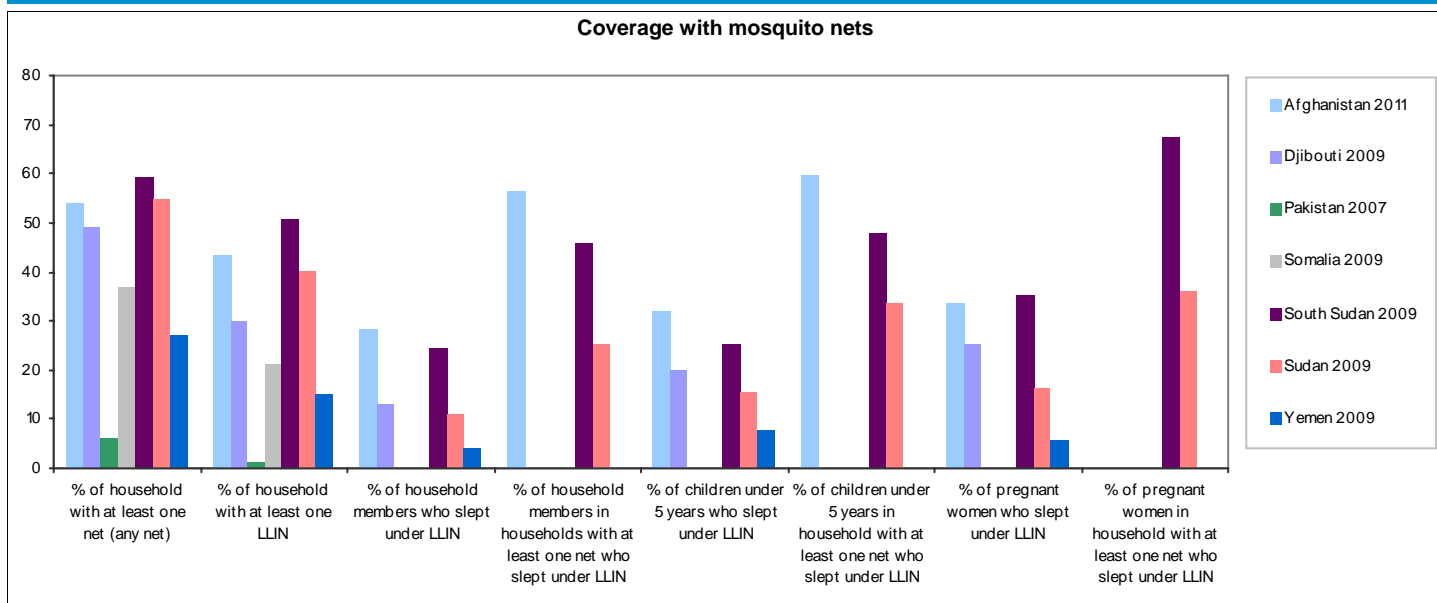
Year	Total reported cases	Total confirmed cases
2002	8 693 141	916 762
2003	8 849 683	1 511 804
2004	5 047 120	985 198
2005	7 457 270	952 796
2006	7 256 022	1 025 657
2007	8 452 202	1 014 580
2008	8 599 217	906 339
2009	7 546 404	1 040 449
2010	7 277 844	2 073 865
2011	3 058 639	1 139 476

Malaria incidence rate (reported confirmed, per 1000)



Note: In 2011 no reports on clinical cases were received from Pakistan

2. Malaria control interventions coverage



3. Financing malaria control

Funding by source (US\$)

Country name	Government	Government %	GFATM	Others	Total budget
Afghanistan			7 535 557	897 607	8 433 164
Djibouti	84 745	11.9%	206 939	420 117	711 801
Iraq					
Islamic Republic of Iran	12 500 000	89.4%	1 474 935	12 000	13 986 935
Pakistan			4 496 398	981 000	5 477 398
Saudi Arabia	26 360 000	99.6%		99 000	26 459 000
Somalia			5 685 340	3 728 882	9 414 222
South Sudan	530 000	2.5%	15 361 962	5 050 000	20 941 962
Sudan			19 418 808	2 073 056	21 491 864
Yemen	2 293 646	18.2%	880 150	9 404 589	12 578 385
Total	41 768 391	35.0%	55 060 089	22 666 251	119 494 731