

In 2011, the number of locally transmitted malaria cases decreased by 81.3% compared with 2002. During the period 2009 to 2011 the average number of reported locally transmitted cases was 2678.

1. Malaria burden and risk

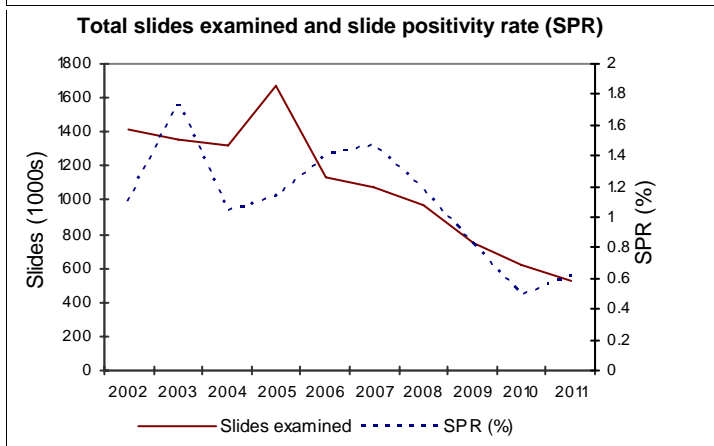
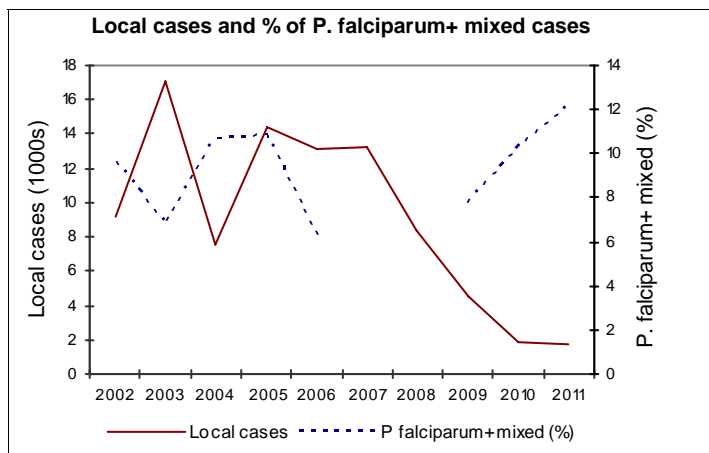
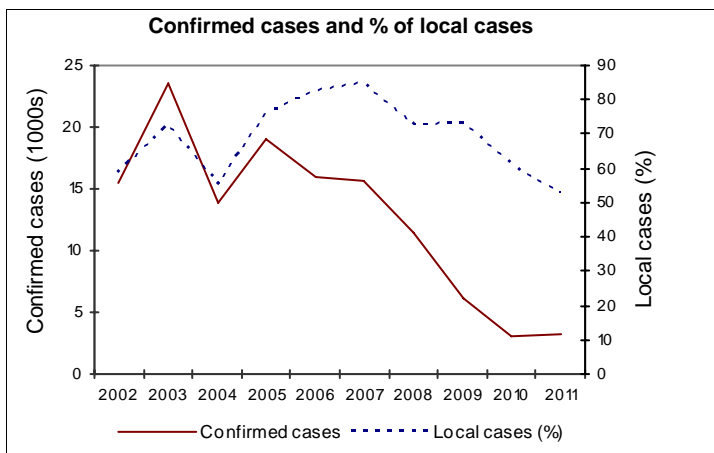
Population, endemicity and malaria burden

Population	Number	%
Total population	74 798 599	
Population under 5 years	6 269 331	8.4
Male population	37 932 666	50.7
Rural population	21 876 347	29.2

Population by malaria endemicity

No. of active foci	694	
No. of people living within active foci	999 401	1.3
No. of people living in malaria-free areas	73 799 198	98.7

Morbidity trends



Imported cases (top 10 countries)

Country	P. falciparum	P. vivax	Mixed	Other species	Not classified	Total
Pakistan	253	668	23	0	0	944
Afghanistan	55	474	29	0	0	558

Parasite profile

P. vivax > *P. falciparum*

Vector profile

An. stephensi

An. culicifacies

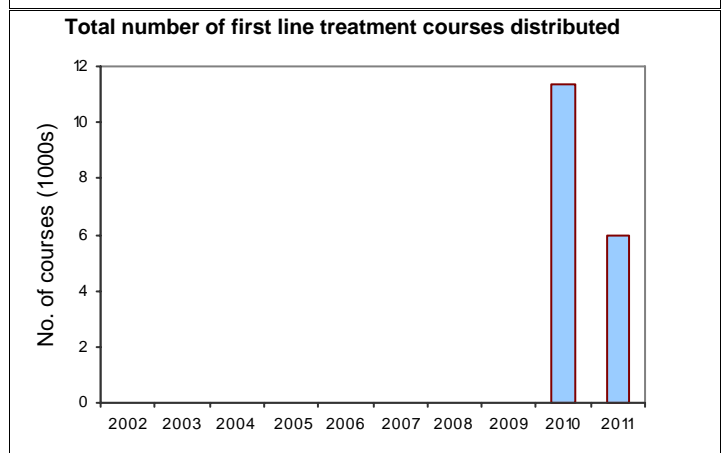
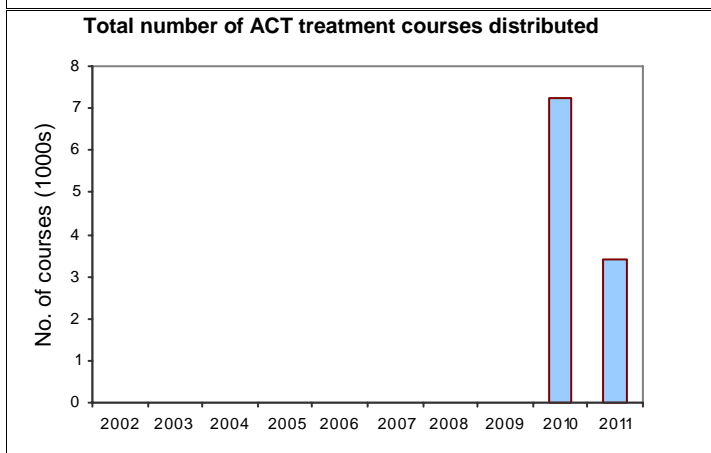
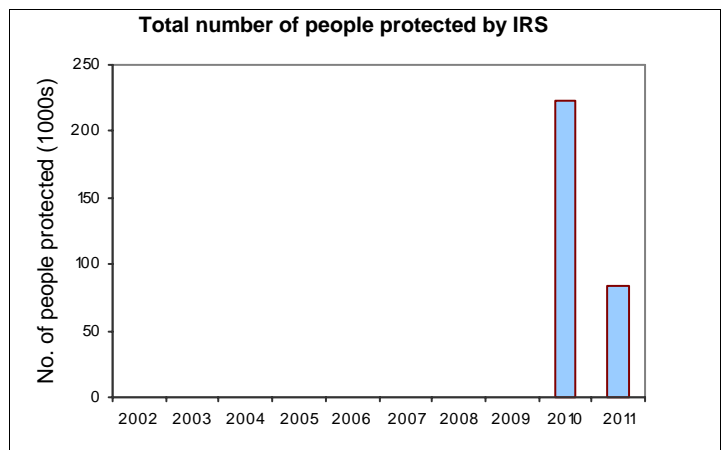
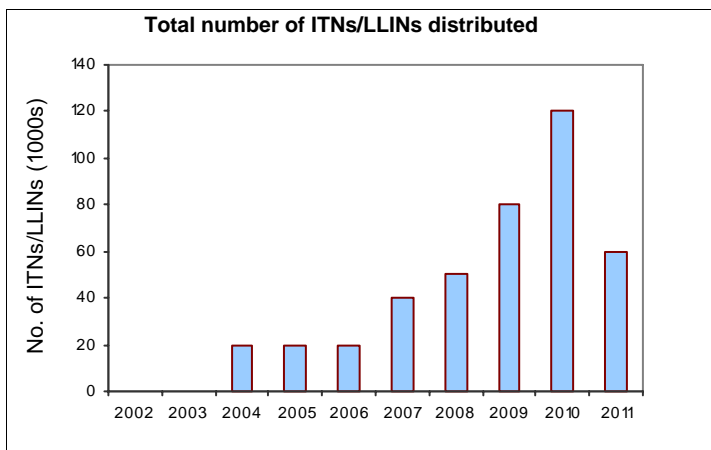
An. fluviatilis

An. superpictus

Reported malaria burden

Year	Total slides examined	Total confirmed cases	Imported cases			Local cases		
			Total	<i>P. falciparum</i> + mixed	<i>P. vivax</i> + others	Total	<i>P. falciparum</i> + mixed	<i>P. vivax</i> + others
2002	1 416 693	15 558	6 436	1 501	4 935	9 122	881	8 241
2003	1 358 262	23 562	6 502	3 326	3 176	17 060	1 149	15 911
2004	1 326 108	13 821	6 219	571	5 199	7 602	809	7 242
2005	1 674 895	18 966	4 570	664	3 906	14 396	1 555	12 841
2006	1 131 261	15 909	2 782	381	2 401	13 127	818	12 309
2007	1 074 196	15 712	2 434			13 278		
2008	966 150	11 460	3 111			8 349		
2009	744 586	6 122	1 645	290	1 355	4 477	347	4 130
2010	614 817	3 031	1 184	230	954	1 847	191	1 656
2011	530 470	3 239	1 529	363	1 166	1 710	208	1 502

2. Malaria control interventions coverage



3. National drug policy

Unconfirmed uncomplicated

<i>P. falciparum</i> treatment	Uncomplicated	AS+SP
	Treatment failure (second line)	AL
	Severe	AS;QN

Prevention during pregnancy

P. vivax treatment CQ+PQ

Mixed infection treatment (PF+others)

Last drug policy update (year) 2010

4. Financing malaria control

Government budget	Budget (US\$)	External contribution	Budget (US\$)
Government budget for malaria	12 500 000	Global Fund	1 474 935
Government expenditure for malaria	12 500 000	World Health Organization	12 000
Expenditure breakdown	Expenditure (US\$)		
Human resources & technical assistance	5 206 367		
Training	665 710		
ITNs/LLINs	640 000		
Insecticide & spraying materials	3 000 000		
Diagnostics	1 134 100		
Anti-malarial medicines	200 000		
Procurement & supply management	103 600		
Infrastructure & other equipments	2 019 380		
Communication and advocacy	508 412		
Planning, administration and overheads	268 966		
Monitoring and evaluation	228 400		