

Distribution of confirmed malaria cases (per 1000 population)



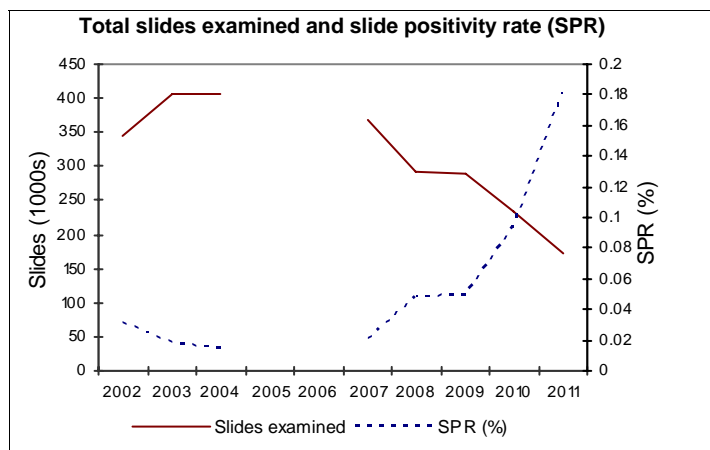
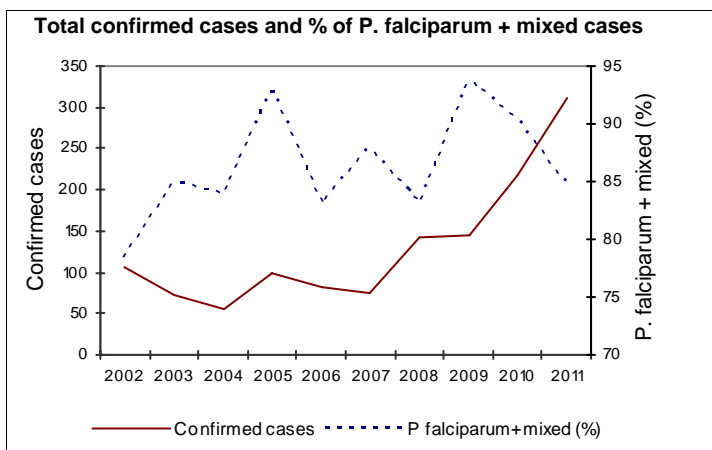
Morocco is free from local malaria transmission and has 3.6% of reported cases of the malaria-free countries. The last local case was in 2004. The country was certified as malaria-free in 2010.

1. Malaria burden and risk

Population

Population	Number	%
Total population	32 272 974	
Population under 5 years	3 048 070	9.4
Male population	15 811 779	49.0
Rural population	13 713 944	42.5

Morbidity trends



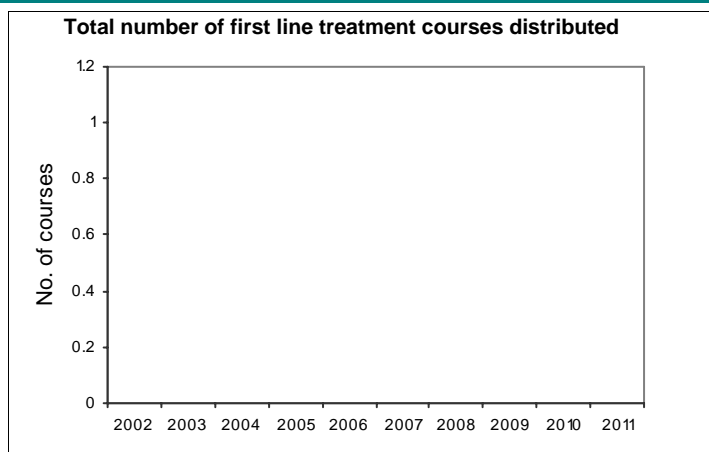
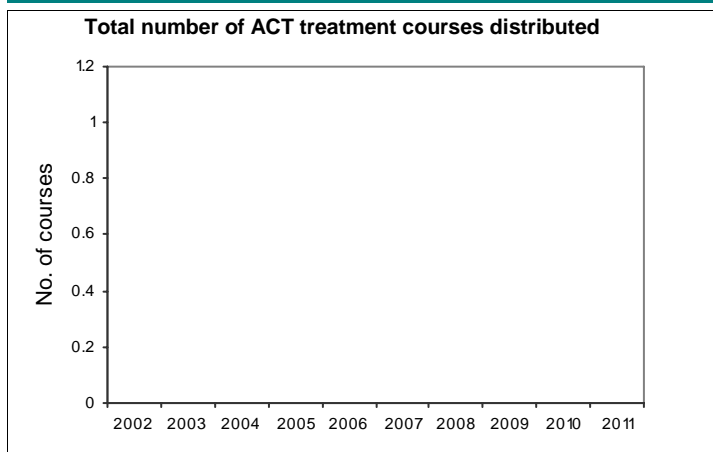
Reported malaria burden

Year	Total slides examined	Total confirmed cases	P. falciparum + mixed	P. vivax + others	Total imported cases	Total local cases
2002	345 173	107	84	4	88	19
2003	405 800	73	62	7	69	4
2004	405 601	56	47	8	55	1
2005		100	93	0	100	0
2006		83	69	0	83	0
2007	367 705	75	66	9	75	0
2008	292 826	142	118	24	142	0
2009	290 566	145	136	3	145	0
2010	232 598	218	194	21	215	0
2011	171 400	312	264	48	312	0

Imported cases (top 10 countries)

Country	P. falciparum	P. vivax	Mixed	Other species	Not classified	Total
Equatorial Guinea	102	0	0	8	0	110
Côte d'Ivoire	41	0	2	9	0	52
Mauritania	6	21	0	2	0	29
Congo	23	0	0	6	0	29
Senegal	18	0	0	0	0	18
Guinea	16	0	0	0	0	16
Mali	15	0	0	0	0	15
Cameroon	8	0	0	0	0	8
Burkina Faso	7	0	0	0	0	7
Central African Republic	4	0	0	0	0	4

2. Malaria control interventions coverage



3. National drug policy

Unconfirmed uncomplicated

P. falciparum treatment	Uncomplicated	AL+PQ
	Treatment failure (second line)	QN+D
	Severe	QN+D

Prevention during pregnancy

P. vivax treatment	CQ+PQ
--------------------	-------

Mixed infection treatment (PF+others)

Last drug policy update (year)	2004
--------------------------------	------

4. Financing malaria control

Government budget	Budget (US\$)
Government budget for malaria	797 142
Government expenditure for malaria	