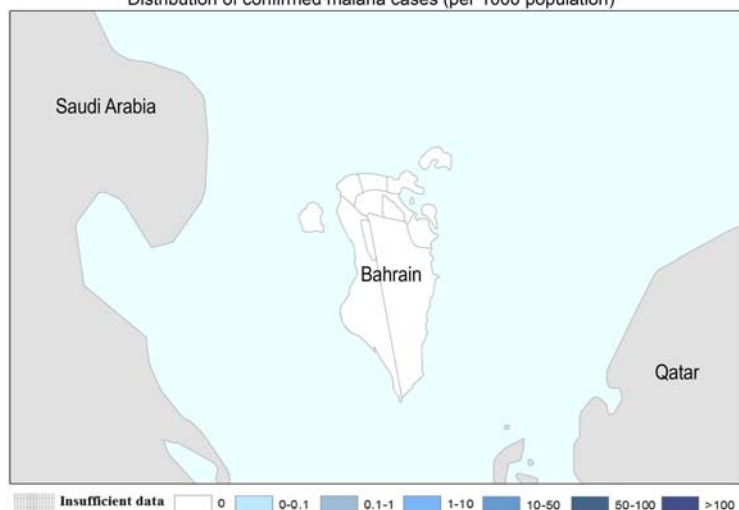


Distribution of confirmed malaria cases (per 1000 population)



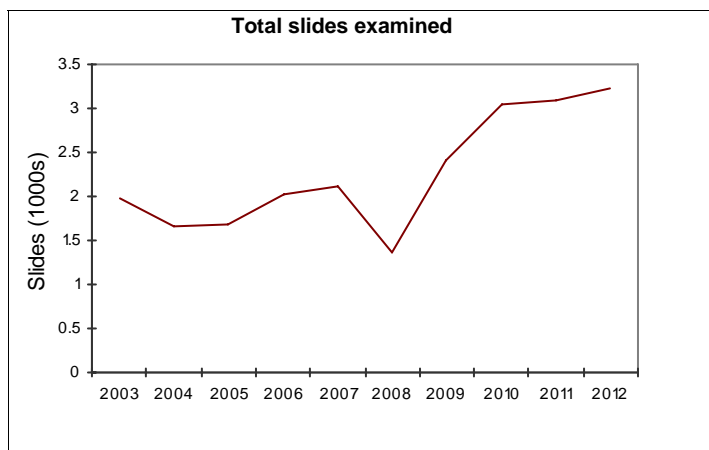
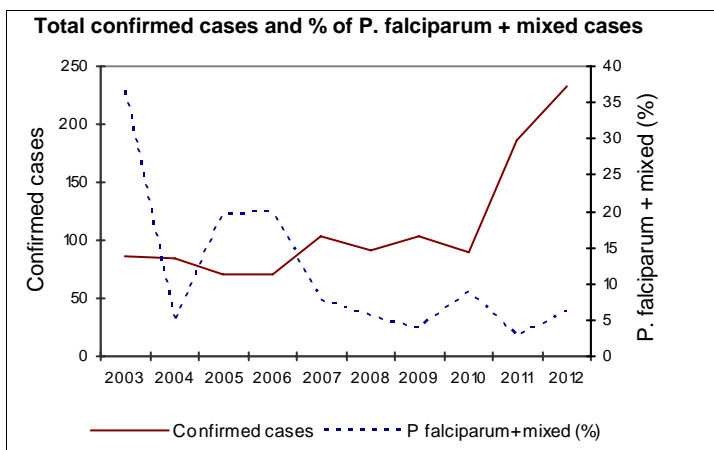
Bahrain is free from local malaria transmission and has 2.5% of reported cases of the malaria-free countries. The last local case was in 1979.

1. Malaria burden and risk

Population

Population	Number	%
Total population	1 359 485	
Population under 5 years	109 083	8.0
Male population	849 767	62.5
Rural population	149 543	11.0

Morbidity trends



Reported malaria burden

Year	Total slides examined	Total confirmed cases	P. falciparum + mixed	P. vivax + others	Total imported cases	Total local cases
2003	1 980	87	32	54	87	0
2004	1 655	85	4	81	85	0
2005	1 686	71	14	57	71	0
2006	2 014	70	14	54	70	0
2007	2 117	103	8	95	103	0
2008	1 361	91	5	86	91	0
2009	2 418	103	4	99	103	0
2010	3 038	90	8	82	90	0
2011	3 096	186	5	181	186	0
2012	3 221	233	14	219	233	0

2. National drug policy

Unconfirmed uncomplicated		
	Uncomplicated	QN+D
P. falciparum treatment	Treatment failure (second line)	SP
	Severe	QN
P. vivax treatment		CQ+PQ
Mixed infection treatment (PF+others)		
Last drug policy update (year)		2006

3. Financing malaria control