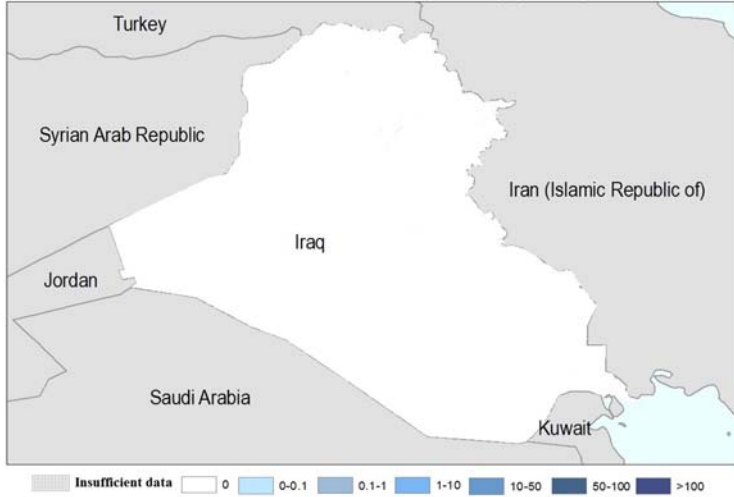


Distribution of local malaria cases (per 1000 population)



Iraq is free from local malaria transmission and has 0.1% of reported cases of the malaria-free countries. The last local case was in 2008.

1. Malaria burden and risk

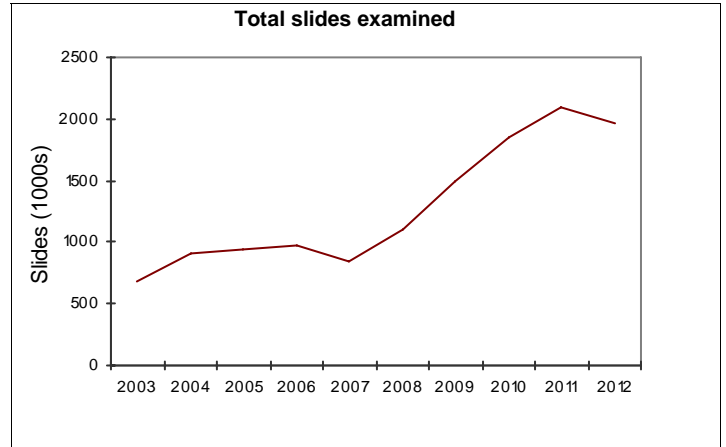
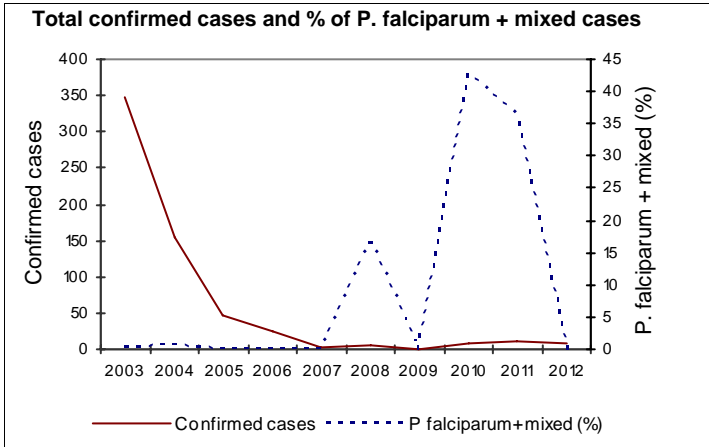
Population

| Population               | Number     | %    |
|--------------------------|------------|------|
| Total population         | 33 703 068 |      |
| Population under 5 years | 5 387 119  | 16.0 |
| Male population          | 16 924 903 | 50.2 |
| Rural population         | 11 400 737 | 33.8 |

Vector profile

- An. stephensi*
- An. superpictus*
- An. sacharovi*
- An. pulcherrimus*

Morbidity trends



Reported malaria burden

| Year | Total slides examined | Total confirmed cases | P. falciparum + mixed | P. vivax + others | Total imported cases | Total local cases |
|------|-----------------------|-----------------------|-----------------------|-------------------|----------------------|-------------------|
| 2003 | 681 070               | 347                   | 1                     | 2                 | 3                    | 344               |
| 2004 | 913 400               | 155                   | 1                     | 4                 | 5                    | 150               |
| 2005 | 944 163               | 47                    |                       | 3                 | 3                    | 44                |
| 2006 | 970 000               | 24                    |                       | 1                 | 1                    | 23                |
| 2007 | 844 859               | 3                     |                       | 1                 | 1                    | 2                 |
| 2008 | 1 105 054             | 6                     | 1                     | 1                 | 4                    | 2                 |
| 2009 | 1 493 143             | 1                     | 0                     | 1                 | 1                    | 0                 |
| 2010 | 1 849 930             | 7                     | 3                     | 4                 | 7                    | 0                 |
| 2011 | 2 097 732             | 11                    | 4                     | 7                 | 11                   | 0                 |
| 2012 | 1 963 638             | 8                     | 0                     | 8                 | 8                    | 0                 |

Imported cases (top 10 countries)

| Country  | P. falciparum | P. vivax | Mixed | Other species | Not classified | Total |
|----------|---------------|----------|-------|---------------|----------------|-------|
| Pakistan | 0             | 6        | 0     | 0             | 0              | 6     |
| India    | 0             | 2        | 0     | 0             | 0              | 2     |

## 2. National drug policy

|                                       |                                 |       |
|---------------------------------------|---------------------------------|-------|
| Unconfirmed uncomplicated             |                                 |       |
|                                       | Uncomplicated                   | AL    |
| P. falciparum treatment               | Treatment failure (second line) | QN+D  |
|                                       | Severe                          | QN    |
| P. vivax treatment                    |                                 | CQ+PQ |
| Mixed infection treatment (PF+others) |                                 |       |
| Last drug policy update (year)        |                                 | 2011  |

## 3. Financing malaria control