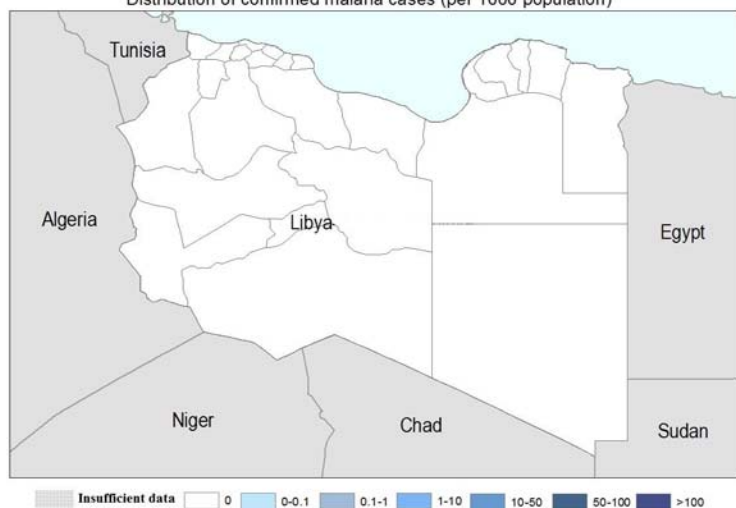


Distribution of confirmed malaria cases (per 1000 population)



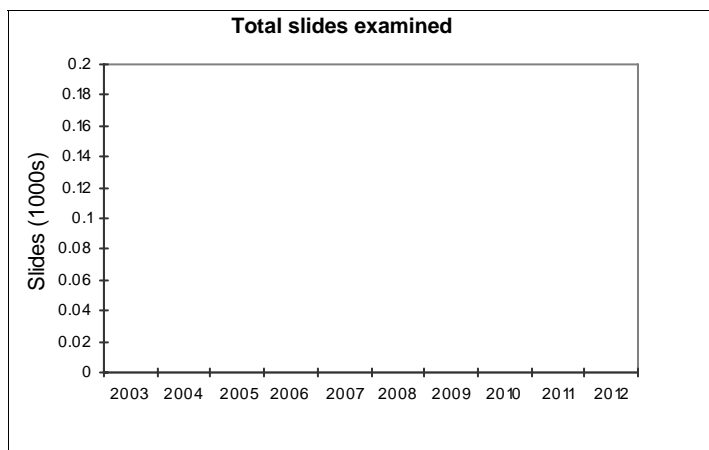
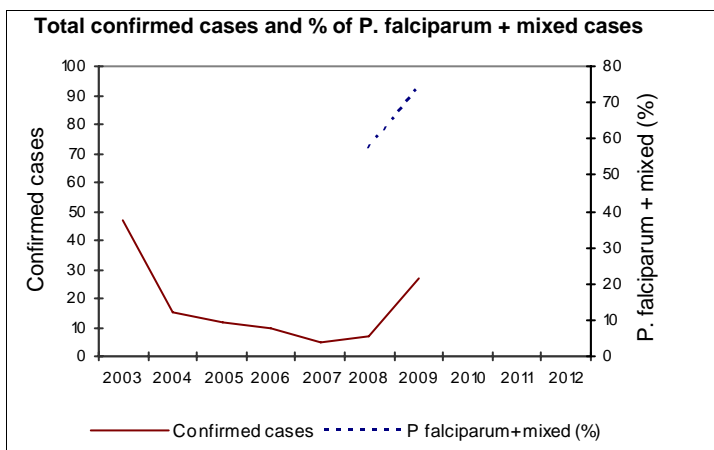
Libya is free from local malaria transmission and has 1.0% of reported cases of the malaria-free countries. The last local case was in 1973.

## 1. Malaria burden and risk

### Population

Population	Number	%
Total population	6 469 497	
Population under 5 years	713 878	11.0
Male population	3 228 993	49.9
Rural population	1 423 289	22.0

### Morbidity trends



### Reported malaria burden

Year	Total slides examined	Total confirmed cases	P. falciparum + mixed	P. vivax + others	Total imported cases	Total local cases
2003		47	20	9	42	5
2004		15	5	7	15	0
2005		12			12	0
2006		10			10	0
2007		5			5	0
2008		7	4	3	7	0
2009		27	20	4	27	0
2010						
2011						
2012	176	88	51	28	88	0

## 2. National drug policy

Unconfirmed uncomplicated		
	Uncomplicated	QN;MQ
P. falciparum treatment	Treatment failure (second line)	QN
	Severe	QN
P. vivax treatment		CQ+PQ
Mixed infection treatment (PF+others)		
Last drug policy update (year)		2009

## 3. Financing malaria control