

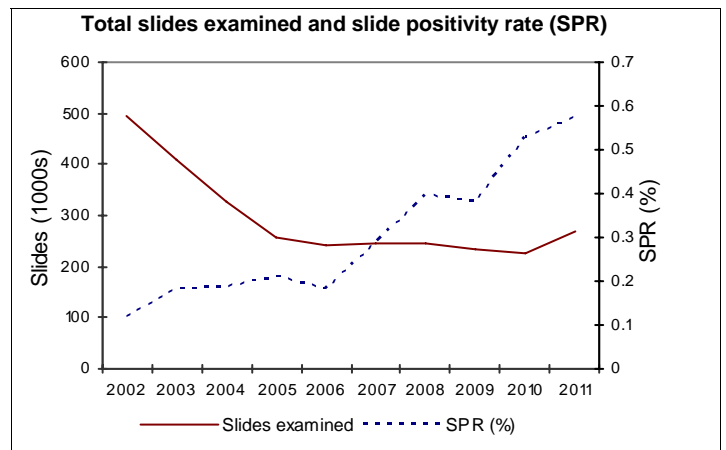
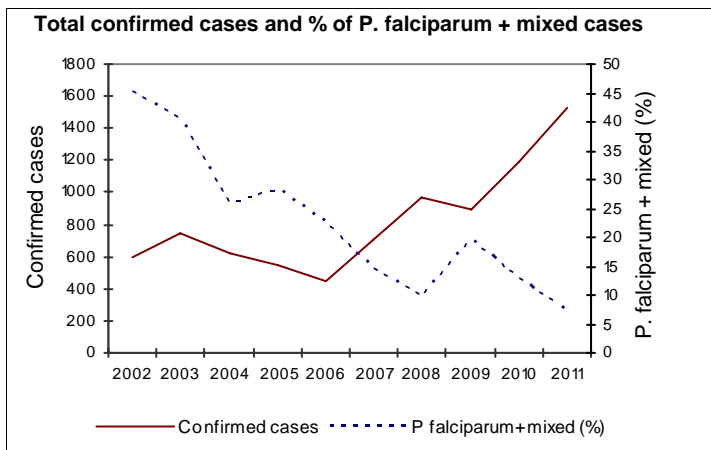
Oman was free from local malaria transmission from 2004 to 2006. Introduced local transmission happened in 2007, 2008, 2010 and 2011. Oman accounts for 17.6% of reported cases of the malaria-free countries.

1. Malaria burden and risk

Population

Population	Number	%	Vector profile
Total population	2 846 145		<i>An. culicifacies</i>
Population under 5 years	290 171	10.2	<i>An. fluviatilis</i>
Male population	1 679 396	59.0	<i>An. stephensi</i>
Rural population	715 187	25.1	<i>An. sergentii</i>

Morbidity trends



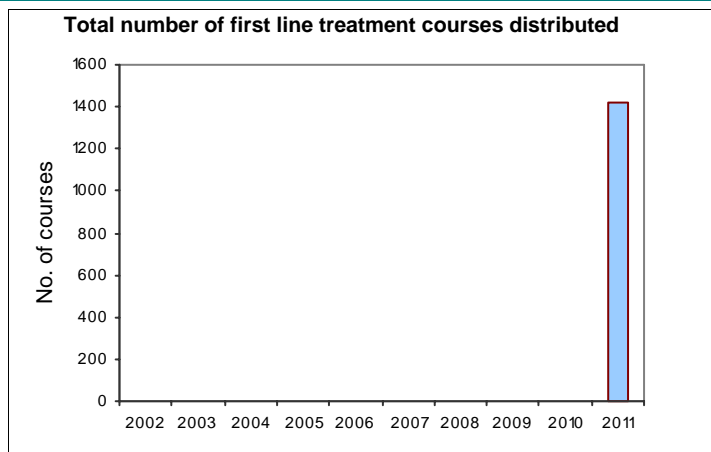
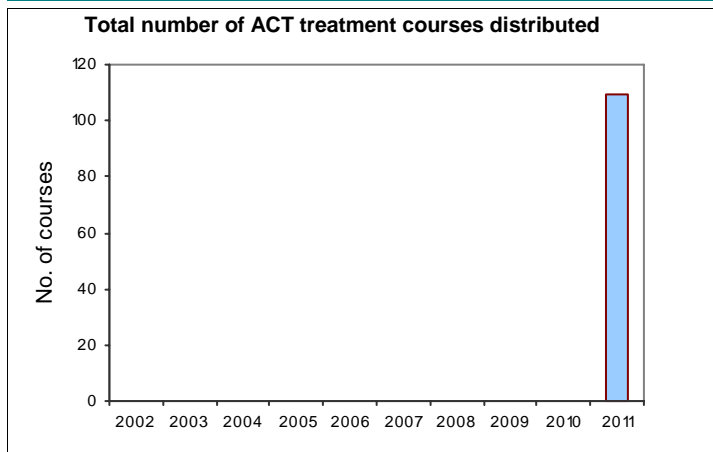
Reported malaria burden

Year	Total slides examined	Total confirmed cases	P. falciparum + mixed	P. vivax + others	Total imported cases	Total local cases
2002	495 826	590	266	317	584	6
2003	409 532	740	302	430	734	6
2004	326 127	615	158	457	615	0
2005	258 981	544	153	391	544	0
2006	242 635	443	100	343	443	0
2007	244 346	705	101	598	701	4
2008	245 113	965	94	863	957	8
2009	234 803	898	178	718	898	0
2010	226 009	1 193	138	1 031	1 169	24
2011	267 353	1 531	103	1 415	1 518	13

Imported cases (top 10 countries)

Country	P. falciparum	P. vivax	Mixed	Other species	Not classified	Total
India	30	725	3	0	0	758
Pakistan	40	618	4	0	0	662
Bangladesh	3	44	0	0	0	47
Tanzania	11	3	1	0	0	15
Ethiopia	1	10	0	0	0	11
Yemen	5	4	0	0	0	9
Nepal	0	4	0	0	0	4
Sudan	3	0	0	0	0	3
Islamic Republic of Iran	0	1	0	0	0	1
Mauritania	0	1	0	0	0	1
Uganda	1	0	0	0	0	1

2. Malaria control interventions coverage



3. National drug policy

Unconfirmed uncomplicated

P. falciparum treatment	Uncomplicated	AL+PQ
	Treatment failure (second line)	
	Severe	QN

Prevention during pregnancy

P. vivax treatment	CQ+PQ
--------------------	-------

Mixed infection treatment (PF+others)

Last drug policy update (year)	2007
--------------------------------	------

4. Financing malaria control

Government budget **Budget (US\$)**

Government budget for malaria

Government expenditure for malaria