

Pakistan accounts for 28.6% of the population at high risk of malaria in the Eastern Mediterranean Region and 29.4% of the confirmed cases. The total reported number of available and functional LLINs in the country is 396341.

In 2011 no reports on clinical cases were received from Pakistan

1. Malaria burden and risk

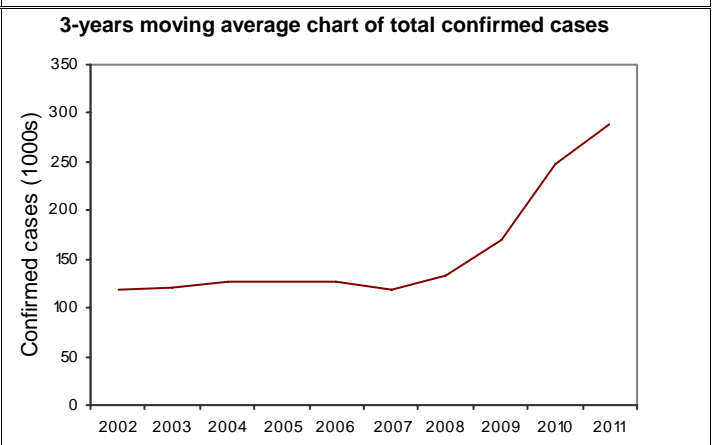
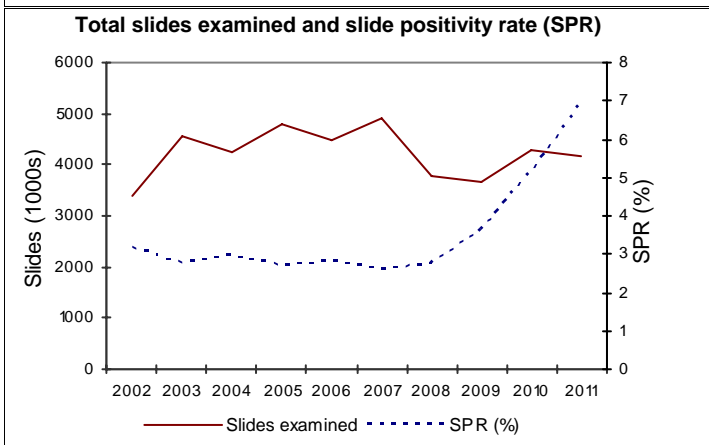
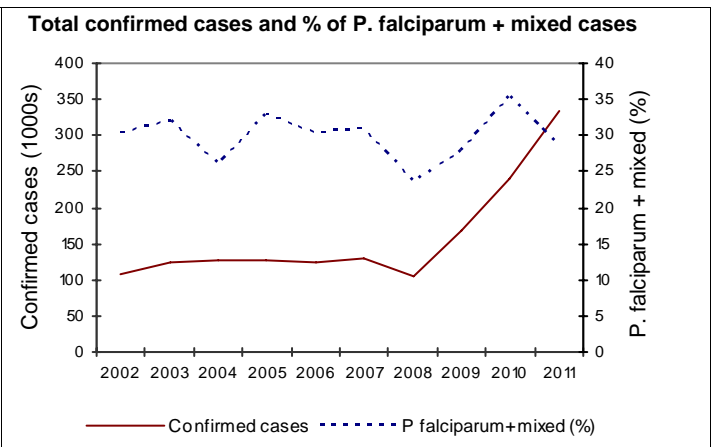
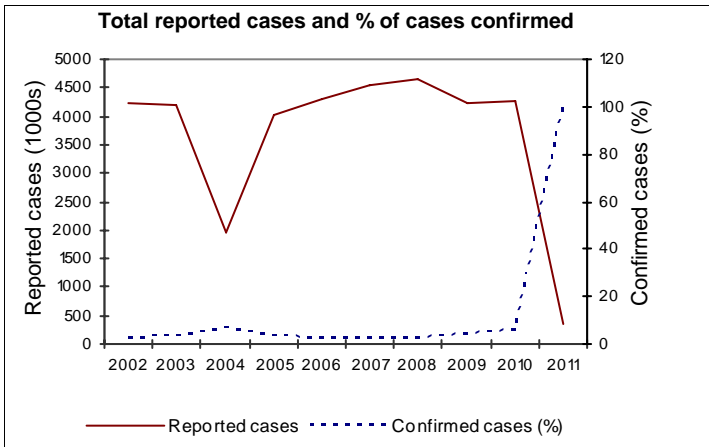
Population, endemicity and malaria burden

| Population | Number | % |
|--------------------------|-------------|------|
| Total population | 176 745 364 | |
| Population under 5 years | 22 063 564 | 12.5 |
| Male population | 89 808 112 | 50.8 |
| Rural population | 113 302 615 | 64.1 |

Population by malaria endemicity

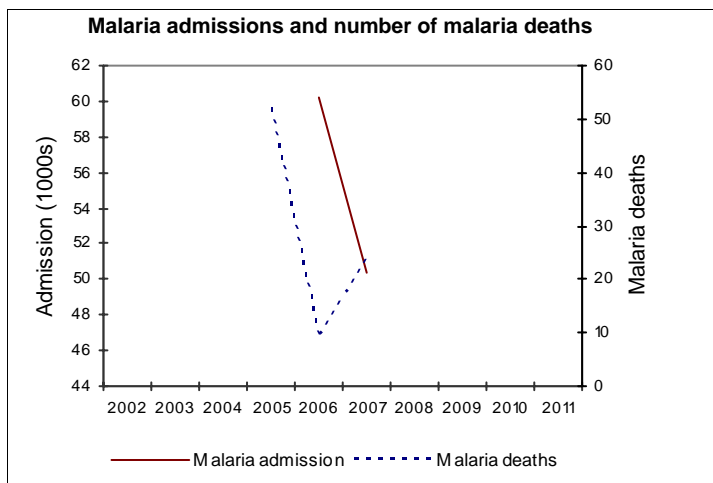
| | | |
|---|-------------|------|
| High transmission (≥ 1 cases per 1000 population) | 26 511 804 | 15.0 |
| Low transmission (< 1 cases per 1000 population) | 148 466 106 | 84.0 |
| Malaria-free (0 cases) | 1 767 454 | 1.0 |

Morbidity and mortality trends



Parasite profile

P. vivax > *P. falciparum*



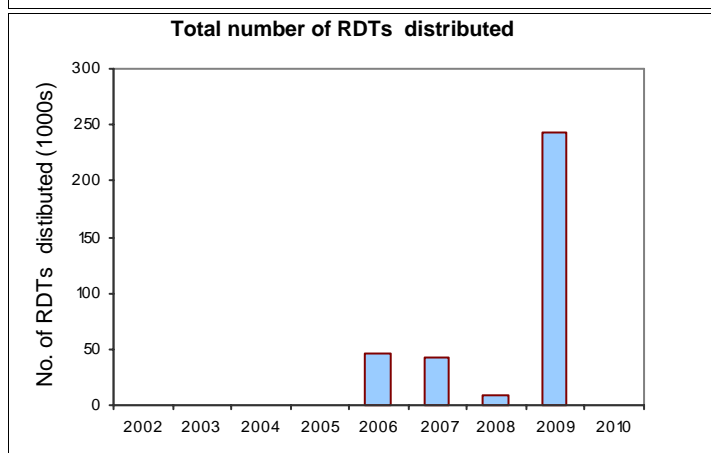
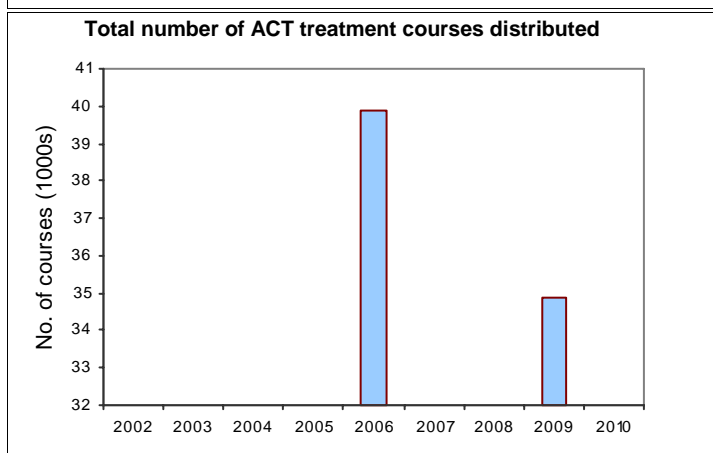
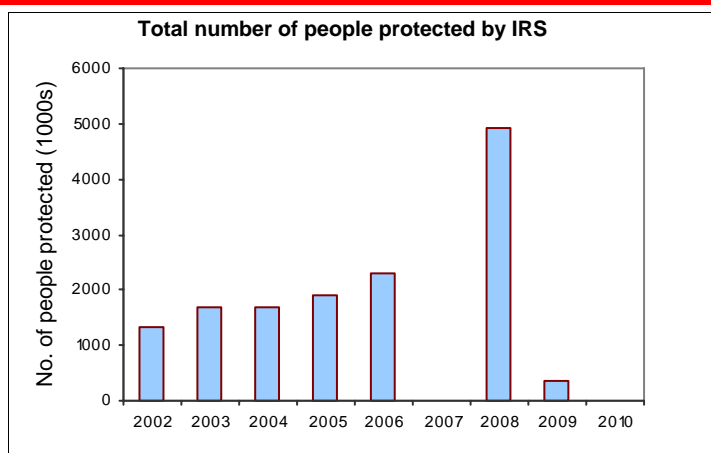
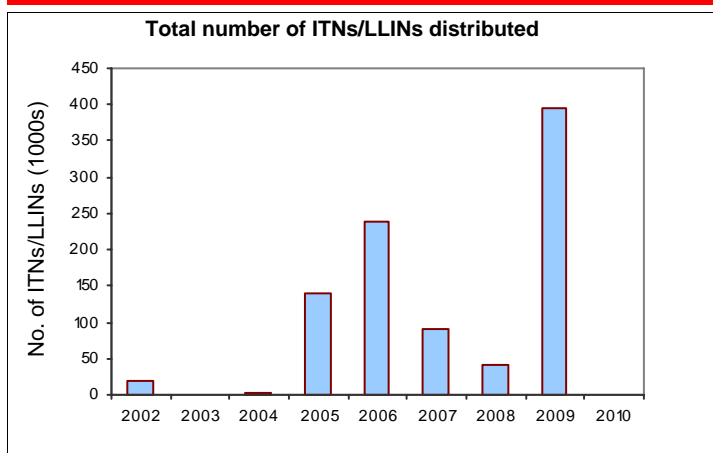
Malaria admissions and deaths

| Year | Malaria admissions | | Malaria deaths | |
|------|--------------------|---------------|----------------|---------------|
| | All ages | Under 5 years | All ages | Under 5 years |
| 2002 | | | | |
| 2003 | | | | 29 |
| 2004 | 58 389 | 24 714 | | |
| 2005 | | | 52 | 52 |
| 2006 | 60 162 | 21 847 | 9 | 9 |
| 2007 | 50 409 | 18 812 | 24 | 24 |
| 2008 | | | | 20 |
| 2009 | | | | |
| 2010 | | | | |
| 2011 | | | | |

Reported malaria burden

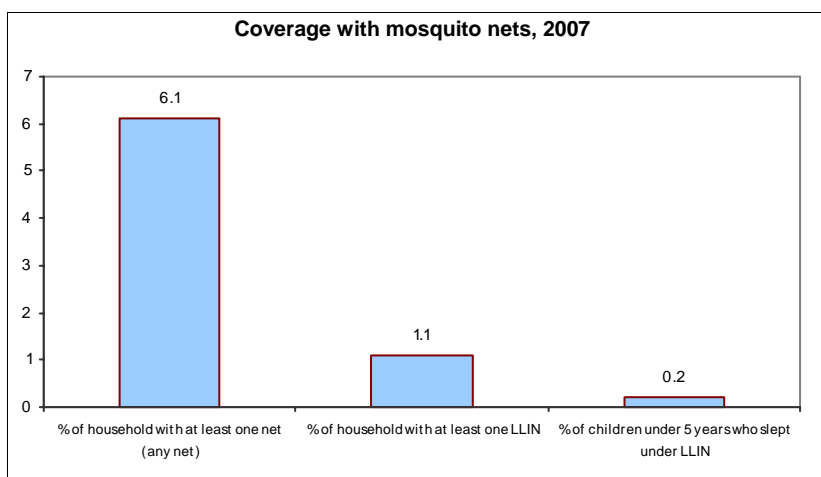
| Year | Total reported cases | Confirmed cases | | | Number of tests | | | P. falciparum + mixed | P. vivax + others |
|------|----------------------|-----------------|------------|--------|-----------------|------------|---------|-----------------------|-------------------|
| | | Total | Microscopy | RDTs | Total | Microscopy | RDTs | | |
| 2002 | 4 238 778 | 107 666 | 107 666 | | 3 399 524 | 3 399 524 | | 32 620 | 75 046 |
| 2003 | 4 210 611 | 125 152 | 125 152 | | 4 577 037 | 4 577 037 | | 39 976 | 85 176 |
| 2004 | 1 958 350 | 126 719 | 126 719 | | 4 243 108 | 4 243 108 | | 32 796 | 93 923 |
| 2005 | 4 022 823 | 127 826 | 127 826 | | 4 776 274 | 4 776 274 | | 42 078 | 85 748 |
| 2006 | 4 314 637 | 124 910 | 124 910 | | 4 490 577 | 4 490 577 | | 37 911 | 86 999 |
| 2007 | 4 553 732 | 128 570 | 128 570 | | 4 905 561 | 4 905 561 | | 39 856 | 88 714 |
| 2008 | 4 658 701 | 104 454 | 104 454 | | 3 775 793 | 3 775 793 | | 24 550 | 79 904 |
| 2009 | 4 242 032 | 167 579 | 132 688 | 34 891 | 3 898 793 | 3 655 272 | 243 521 | 37 084 | 95 604 |
| 2010 | 4 281 356 | 240 591 | 220 870 | 19 721 | 4 561 070 | 4 281 346 | 279 724 | 77 734 | 143 136 |
| 2011 | 334 589 | 334 589 | 287 592 | 46 997 | 4 687 357 | 4 168 648 | 518 709 | 81 713 | 205 879 |

2. Malaria control interventions coverage



Reported malaria control interventions

| Year | Total number of ITNs/LLINs distributed | Total number of ACT treatment courses distributed | Total number of people protected by IRS | Total number of RDTs distributed |
|------|--|---|---|----------------------------------|
| 2002 | 20 000 | | 1 339 800 | |
| 2003 | 0 | | 1 696 380 | |
| 2004 | 2 000 | | 1 690 668 | |
| 2005 | 140 000 | | 1 901 004 | |
| 2006 | 240 000 | 39 856 | 2 291 520 | 46 200 |
| 2007 | 90 000 | | | 42 700 |
| 2008 | 41 400 | | 4 938 975 | 8 000 |
| 2009 | 396 341 | 34 891 | 350 000 | 243 521 |
| 2010 | | | | |



3. National drug policy

| | | |
|---------------------------------------|---------------------------------|-------|
| Unconfirmed uncomplicated | CQ | |
| P. falciparum treatment | Uncomplicated | AS+SP |
| | Treatment failure (second line) | QN;AL |
| | Severe | AS;QN |
| Prevention during pregnancy | | |
| P. vivax treatment | CQ+PQ | |
| Mixed infection treatment (PF+others) | | |
| Last drug policy update (year) | 2010 | |

4. Financing malaria control

| Government budget | Budget (US\$) | External contribution | Budget (US\$) |
|------------------------------------|---------------|---|---------------|
| Government budget for malaria | | Global Fund | 4 496 398 |
| Government expenditure for malaria | | World Health Organization | 500 000 |
| | | Other (nongovernmental organizations, foundations, etc) | 481 000 |