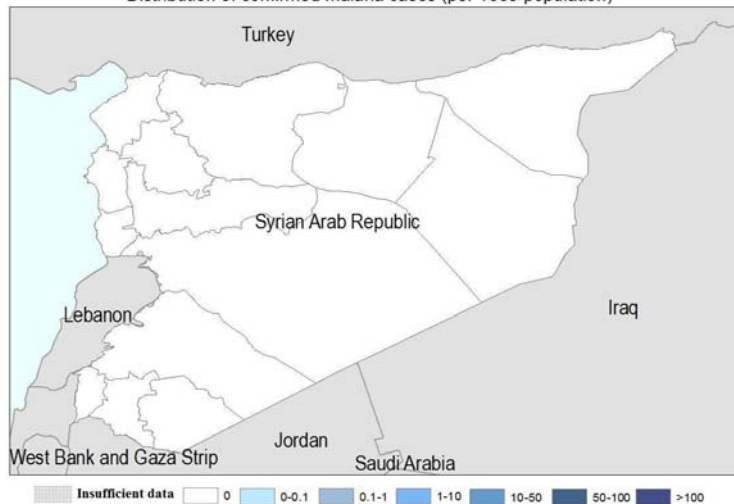


Distribution of confirmed malaria cases (per 1000 population)



Syrian Arab Republic is free from local malaria transmission and has 0.6% of reported cases of the malaria-free countries. The last local case was in 2004.

1. Malaria burden and risk

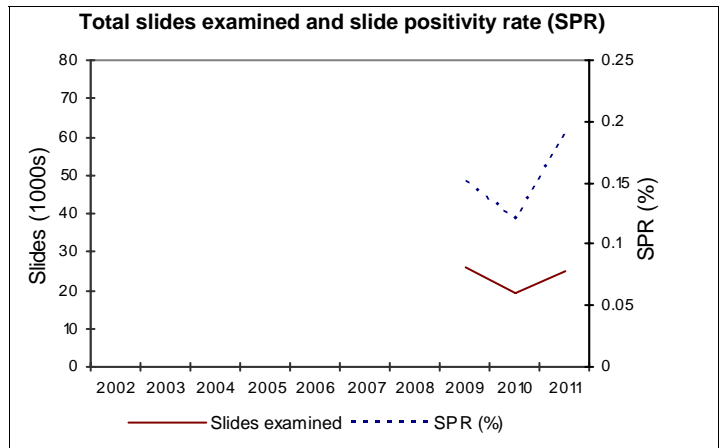
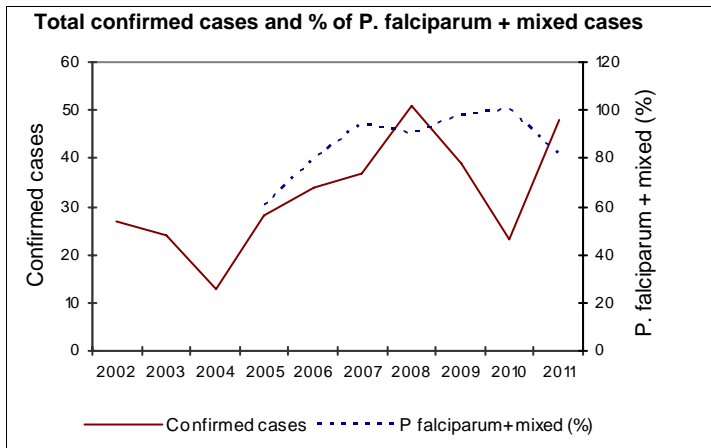
Population

Population	Number	%
Total population	20 766 037	
Population under 5 years	2 446 456	11.8
Male population	10 504 941	50.6
Rural population	8 205 661	39.5

Vector profile

- An. sacharovi*
- An. claviger*
- An. subpictus*
- An. sergentii*
- An. hyrcanus*
- An. multicolor*

Morbidity trends



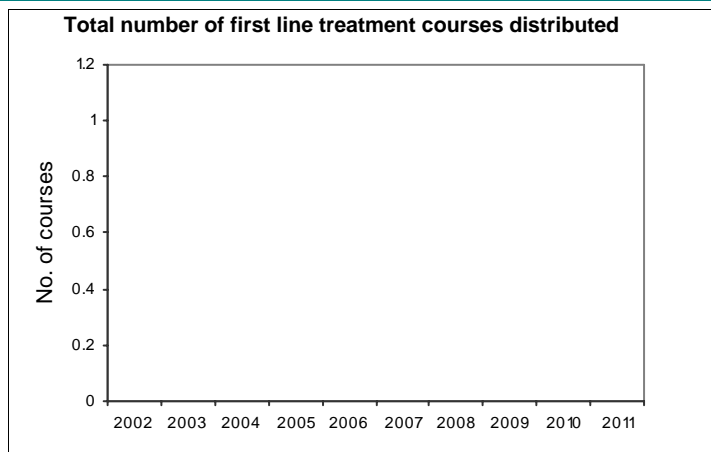
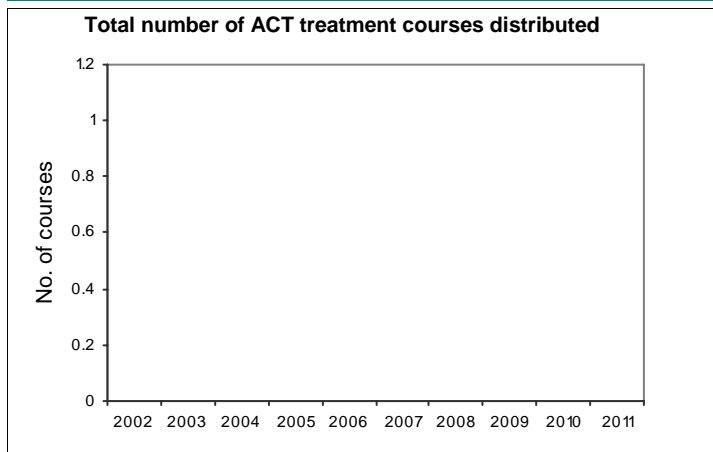
Reported malaria burden

Year	Total slides examined	Total confirmed cases	P. falciparum + mixed	P. vivax + others	Total imported cases	Total local cases
2002		27	6	6	12	15
2003		24	13	9	22	2
2004		13	9	3	12	1
2005		28	17	0	28	0
2006		34	27	0	34	0
2007	68 000	37	35	0	37	0
2008		51	46	0	51	0
2009	25 751	39	38	1	39	0
2010	19 151	23	23	0	23	0
2011	25 109	48	39	9	48	0

Imported cases (top 10 countries)

Country	P. falciparum	P. vivax	Mixed	Other species	Not classified	Total
Guinea	17	1	0	0	0	18
Sudan	6	5	2	0	0	13
South Africa	4	0	0	0	0	4
Nigeria	3	0	0	0	0	3
Côte d'Ivoire	1	1	0	0	0	2
Liberia	2	0	0	0	0	2
Congo	1	0	0	0	0	1
India	0	1	0	0	0	1
Saudi Arabia	0	1	0	0	0	1
Senegal	1	0	0	0	0	1
Somalia	1	0	0	0	0	1
Yemen	1	0	0	0	0	1

2. Malaria control interventions coverage



3. National drug policy

Unconfirmed uncomplicated

P. falciparum treatment	Uncomplicated	AL+PQ
	Treatment failure (second line)	QN+D
	Severe	QN

Prevention during pregnancy

P. vivax treatment	CQ+PQ
--------------------	-------

Mixed infection treatment (PF+others)

Last drug policy update (year)	2010
--------------------------------	------

4. Financing malaria control

Government budget **Budget (US\$)**

Government budget for malaria

Government expenditure for malaria