

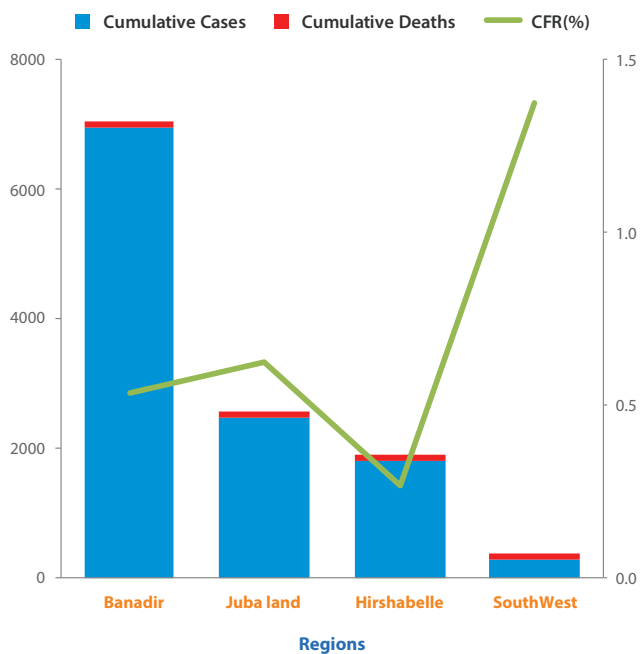
WEEKLY AWD/CHOLERA SITUATION REPORT - SOMALIA

Epidemiological Week 8 (17-23 February 2020)

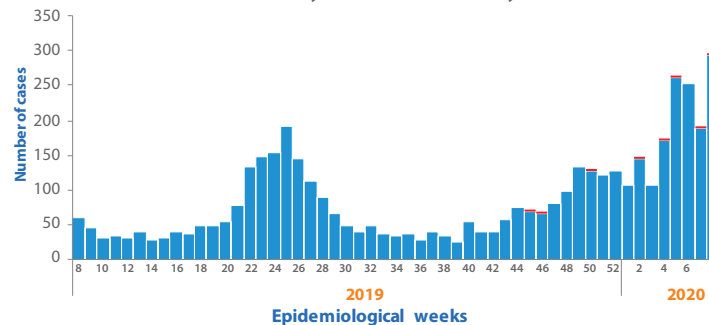
Highlights

- During week 8, a total of 293 new cases of cholera and three deaths were reported from 17 districts of Banadir, Jowhar district Middle Shabelle and 3 districts of Hiran regions. No case was reported from other areas
- Since December 2017, a total of 11 385 cumulative cases, including 59 deaths (CFR 0.5%), were reported from three (3) states of Somalia (Hirshabelle, Jubbaland and South West state) and Banadir region
- Since December 2017 a cumulative attack rate of 254 cases per 100 000 populations was reported, with Kismayo (Jubbaland) and Daynile (Banadir) districts being the most affected districts
- Though the overall case-fatality rate (CFR) was 0.5%, higher rates were observed in Abdilaziz, Karan and Kurtunwarey districts exceeding the WHO's threshold of <1% case fatality rate
- Of the 1 297 stool samples tested for culture since December 2017, 341 samples were tested positive for *Vibrio cholerae* serotype Ogawa
- Culture and sensitivity tests performed at the central public health laboratory in Mogadishu, show that the isolated *Vibrio cholerae*, O1, serotype Ogawa is sensitive to chloramphenicol and tetracycline but resistant to ampicillin and nalidixic acid

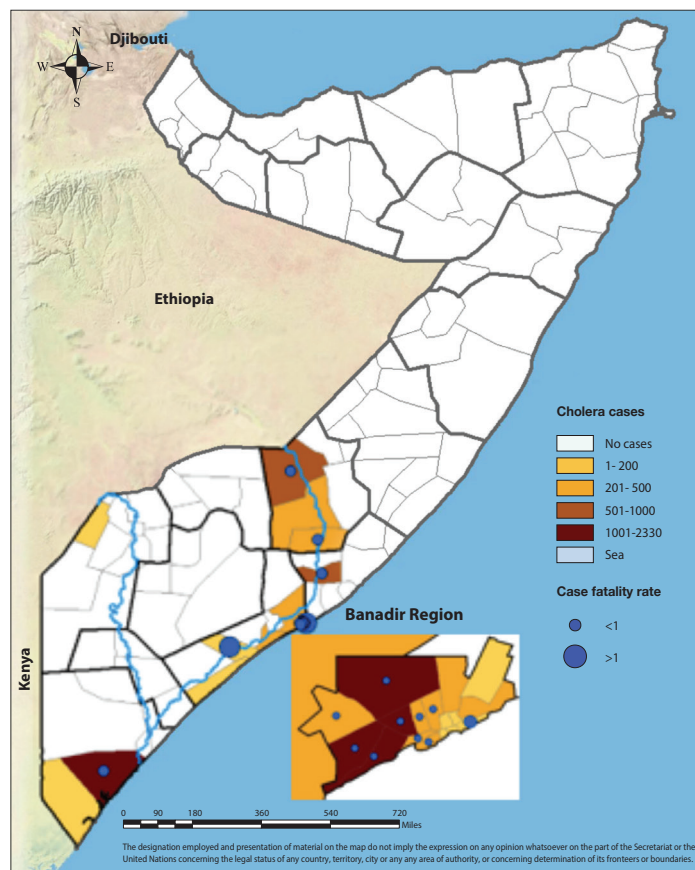
Cholera cases, deaths and case-fatality rates by state of Somalia, December 2017 to 23 February 2020



Trends of cholera cases in Somalia from January 2019 to 23 February 2020



Distribution of cholera cases from December 2017 to week 8/2020



Summary statistics

- **293** new cases of cholera and **3** deaths were reported during week 8, of which **201 (68.6%)** were children under 5 years of age
- **11 385** cumulative cases including **59** deaths were reported since December 2017 when the outbreak began, of which **7 161 (62.8%)** were children under 5 years of age and **5 512 (48.4%)** cases were females
- **1 524** cumulative cases of cholera and **9** deaths have been reported in 2020

Suspected cholera cases, attack rate, deaths and case fatality rate by district (December 2017 to 23 February 2020)

State/region	Districts	Cumulative cases	Population	Cumulative Deaths	CFR (%)	Attack Rate
Banadir	Abdul Aziz	23	47 332	1	4.3	49
	Bondere	39	109 840	0	0.0	36
	Dharkenly	1024	163 855	1	0.1	625
	Danyile	1276	93 977	11	0.9	1358
	Hamar Jabjab	365	95 296	2	0.5	383
	Hamar Weyn	89	100 088	0	0.0	89
	Hawl Wadag	262	118 585	1	0.4	221
	Heliwa	56	131 341	0	0.0	43
	Hodan	1427	251 045	2	0.1	568
	Kahda	159	112 130	1	0.6	142
	Karan	106	253 106	1	0.9	42
	Madina	1357	173 573	5	0.4	782
	Shangani	20	43 775	0	0.0	46
	Shibis	21	172 842	0	0.0	12
Waberi	232	100 540	2	0.9	231	
Wardegly	260	128 159	2	0.8	203	
Yaqshid	122	314 160	0	0.0	39	
Hirshabelle	Belet Weyne	833	222 251	6	0.7	375
	Bulo Burti	134	95 403	0	0.0	140
Jubbaland	Jalalaqsi	114	73 861	1	0.9	154
	Jowhar	677	291 189	4	0.6	232
South West	Belet Hawa	94	108 876	0	0.0	86
	Kismayo	2,330	139 585	15	0.6	1669
South West	Badade	30	45 956	0	0.0	65
	Afgoi	153	263 633	0	0.0	58
	Brava	14	111 433	0	0.0	13
	Kurtunwarey	31	211 924	4	12.9	15
	Marka	137	511 031	0	0.0	27
Total		11 385	4 484 786	59	0.5	254

* Case fatality rate >1% has been highlighted as red * Banadir is not classified as a state