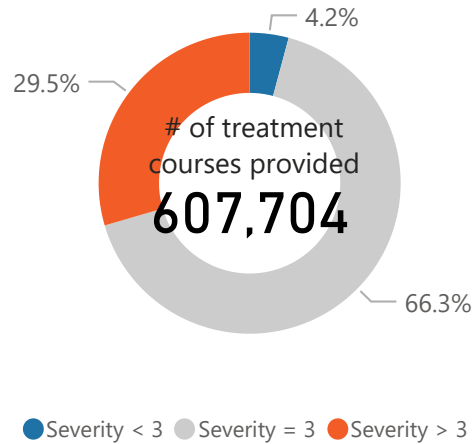
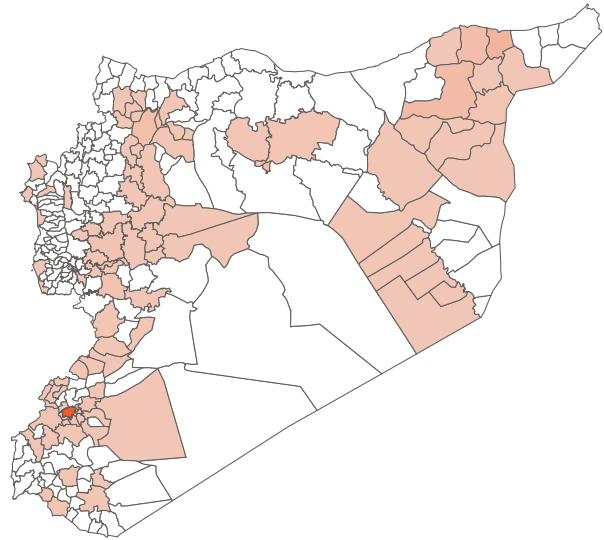
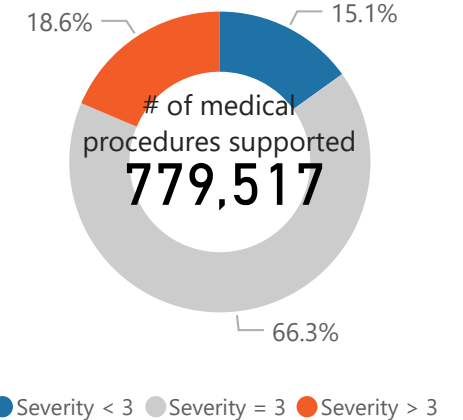
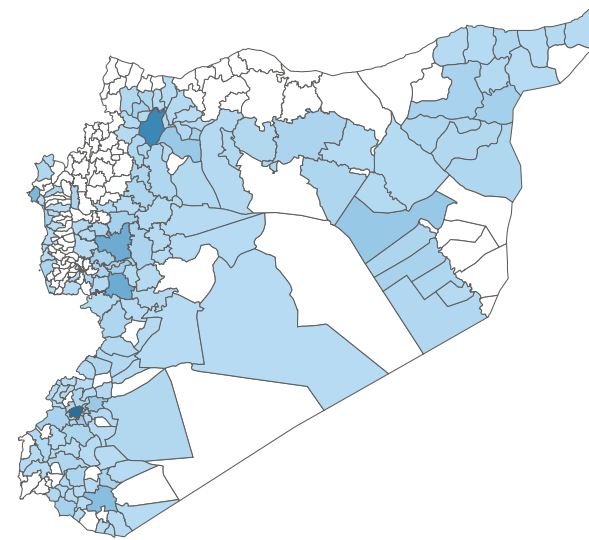


## Number of treatment courses provided, at sub district level



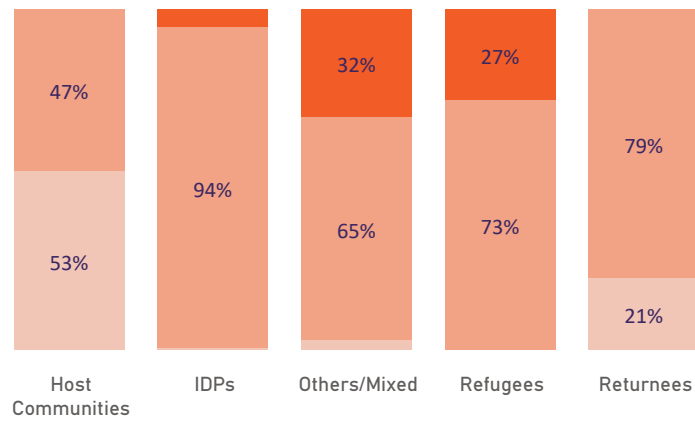
## Number of medical procedures supported, at sub district level



## Medical procedures

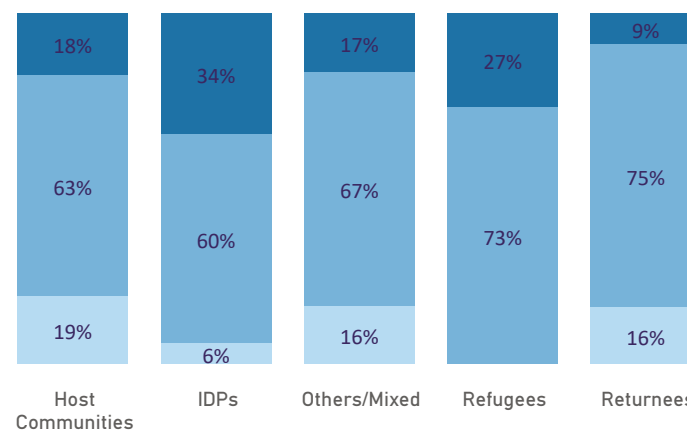


Number of treatment courses provided per beneficiary type and severity scale



● Severity < 3 ● Severity = 3 ● Severity > 3

Number of medical procedures supported per beneficiary type and severity scale



● Severity < 3 ● Severity = 3 ● Severity > 3

## Number of reporting organizations

(UN or INGO or NNGO reporting activity into 4Ws)



## Number of implementing partners

(All assistance and services implemented by UN or INGO or NNGO or government entity)



The boundaries and names shown and the designations used on this map do not imply the expression of any opinion whatsoever on the part of the World Health Organization concerning the legal status of any country, territory, city or area or of its authorities, or concerning the delimitation of its frontiers or boundaries. Dotted and dashed lines on maps represent approximate border lines for which there may not yet be full agreement.

HRP Indicator 2021 logframe (Per Month)	01-January	02-February	2021
<b>1-Medical procedures</b>	<b>705,651</b>	<b>779,517</b>	<b>1,485,168</b>
1.1.1 # of outpatient consultations	671,133	753,677	1,424,810
1.1.3 # of trauma consultations supported	23,748	7,785	31,533
1.1.4 # of mental health consultations supported	5,780	12,277	18,057
1.1.5 # of physical rehabilitation sessions supported	2,399	2,784	5,183
1.1.6 # of vaginal deliveries attended by a skilled attendant	912	865	1,777
1.1.7 # of caesarian sections supported	898	1,115	2,013
1.1.8 # of cases referred for specialized treatment	781	1,014	1,795
<b>2-Treatment courses</b>	<b>529,389</b>	<b>607,704</b>	<b>1,137,093</b>
1.3.1 # of treatment courses delivered to health facilities by UN Actors	529,389	607,704	1,137,093
<b>3-Immunization</b>	<b>59,505</b>	<b>59,047</b>	<b>118,552</b>
1.2.1 # of children under the age of 1 received DPT3 or equivalent pentavalent vaccine (national programme)	30,862	29,388	60,250
1.2.2 # of children under the age of 2 received MMR2 vaccine	28,643	29,659	58,302
<b>4-Training</b>	<b>304</b>	<b>1,302</b>	<b>1,606</b>
3.1.1 # of health staff trained/re-trained on different health topics	186	897	1,083
3.1.2 # community health workers trained/re-trained on different health topics	118	405	523
<b>5-Others</b>			
1.1.1.1 # of health facilities which providing the Essential Primary Health Care Services	99	158	
3.2.1 # of health facilities refurbished or rehabilitated	4		
3.2.2 # of operational mobile medical units, including medical teams	79	115	

HRP Indicator 2021 logframe (Per Governorate)	Aleppo	Al-Hasakeh	Ar-Raqqa	As-Sweida	Damascus	Dar'a	Deir-ez-Zor	Hama	Homs	Idleb	Lattakia	Quneitra	Rural Damascus	Tartous	February
<b>1-Medical procedures</b>	<b>140,760</b>	<b>38,995</b>	<b>16,846</b>	<b>38,239</b>	<b>78,999</b>	<b>25,375</b>	<b>41,958</b>	<b>90,550</b>	<b>87,517</b>	<b>13,131</b>	<b>57,708</b>	<b>2,830</b>	<b>136,745</b>	<b>9,864</b>	<b>779,517</b>
1.1.1 # of outpatient consultations	135,329	37,312	16,518	37,942	73,889	24,904	41,887	90,023	78,641	13,131	56,482	2,764	135,397	9,458	753,677
1.1.3 # of trauma consultations supported	1,393	1,229	325	273	1,549	375	44	436	338		1,055	66	296	406	7,785
1.1.4 # of mental health consultations supported	3,137				2,005			91	6,376				668		12,277
1.1.5 # of physical rehabilitation sessions supported	165			24	490	96	27		1,618		171		193		2,784
1.1.6 # of vaginal deliveries attended by a skilled attendant	397	34	3		400				31						865
1.1.7 # of caesarian sections supported	339	55			486				44				191		1,115
1.1.8 # of cases referred for specialized treatment		365			180				469						1,014
<b>2-Treatment courses</b>	<b>40,176</b>	<b>141,369</b>	<b>45,910</b>	<b>4,693</b>	<b>258,708</b>	<b>7,644</b>	<b>12,105</b>	<b>12,404</b>	<b>21,697</b>	<b>2,195</b>	<b>6,171</b>	<b>574</b>	<b>52,654</b>	<b>1,404</b>	<b>607,704</b>
1.3.1 # of treatment courses delivered to health facilities by UN Actors	40,176	141,369	45,910	4,693	258,708	7,644	12,105	12,404	21,697	2,195	6,171	574	52,654	1,404	607,704
<b>3-Immunization</b>	<b>10,344</b>	<b>6,404</b>	<b>4,254</b>	<b>1,076</b>	<b>4,299</b>	<b>3,949</b>	<b>1,564</b>	<b>6,283</b>	<b>4,957</b>	<b>68</b>	<b>3,175</b>	<b>648</b>	<b>9,042</b>	<b>2,984</b>	<b>59,047</b>
1.2.1 # of children under the age of 1 received DPT3 or equivalent pentavalent vaccine (national programme)	5,243	3,496	2,162	536	2,097	1,976	772	3,063	2,373	21	1,531	320	4,403	1,395	29,388
1.2.2 # of children under the age of 2 received MMR2 vaccine	5,101	2,908	2,092	540	2,202	1,973	792	3,220	2,584	47	1,644	328	4,639	1,589	29,659
<b>4-Training</b>	<b>83</b>		<b>80</b>	<b>20</b>	<b>498</b>	<b>40</b>	<b>40</b>	<b>20</b>	<b>41</b>		<b>54</b>	<b>20</b>	<b>357</b>	<b>49</b>	<b>1,302</b>
3.1.1 # of health staff trained/re-trained on different health topics	23				413				1		54		357	49	897
3.1.2 # community health workers trained/re-trained on different health topics	60		80	20	85	40	40	20	40			20			405
<b>5-Others</b>															
1.1.1.1 # of health facilities which providing the Essential Primary Health Care Services	19	10	2	3	7	7	3	4	19		5	4	73	2	158
3.2.2 # of operational mobile medical units, including medical teams	17	7	1	4	9	4	6	15	12	2	6	1	27	4	115