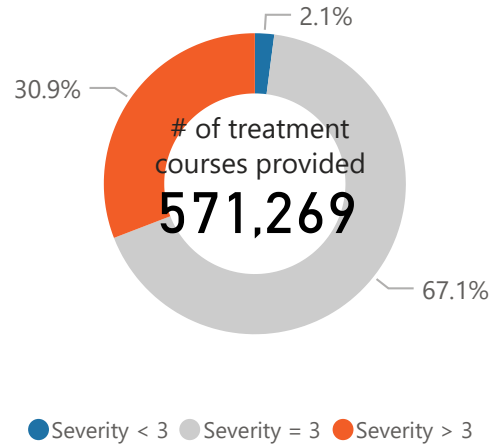
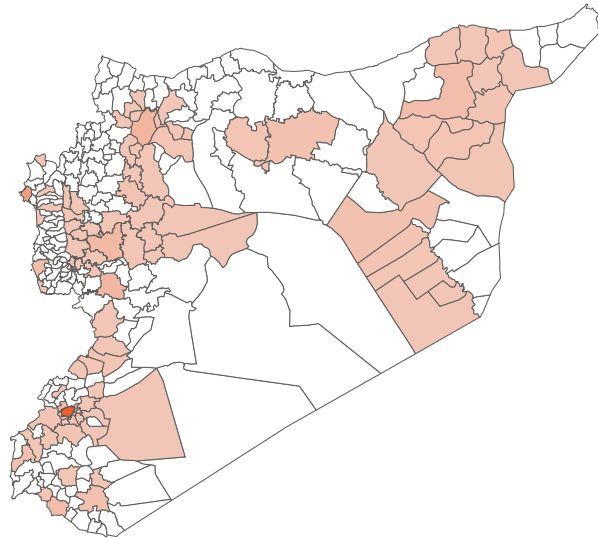
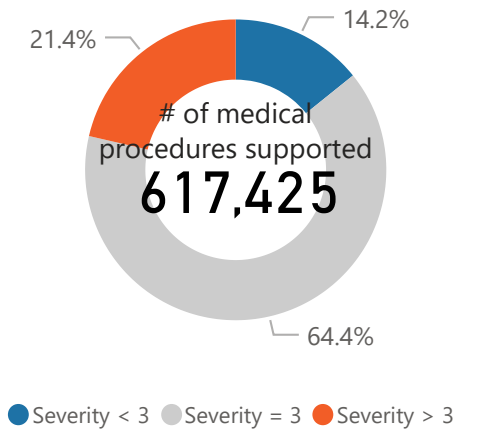
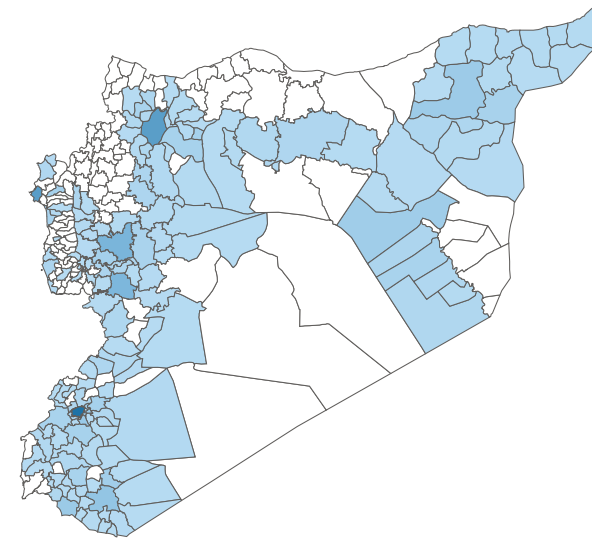


## Number of treatment courses provided, at sub district level



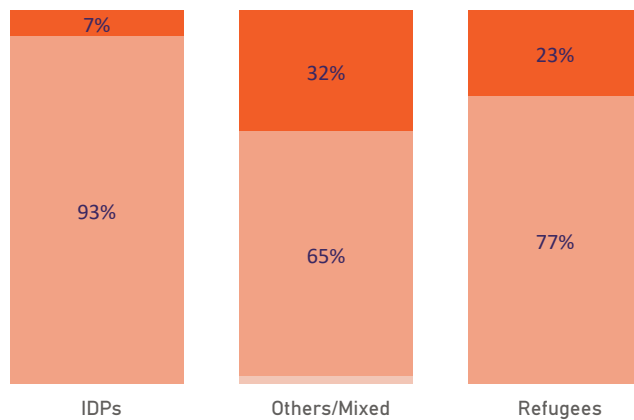
## Number of medical procedures supported, at sub district level



## Medical procedures

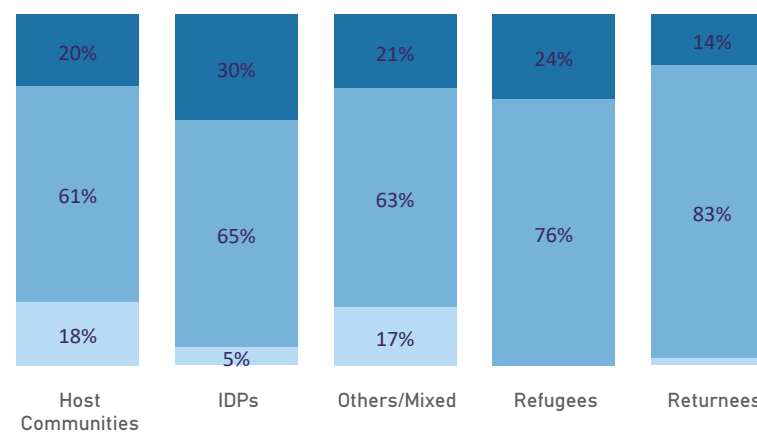


Number of treatment courses provided per beneficiary type and severity scale



● Severity < 3 ● Severity = 3 ● Severity > 3

Number of medical procedures supported per beneficiary type and severity scale



● Severity < 3 ● Severity = 3 ● Severity > 3

## Number of reporting organizations

(UN or INGO or NNGO reporting activity into 4Ws)



## Number of implementing partners

(All assistance and services implemented by UN or INGO or NNGO or government entity)

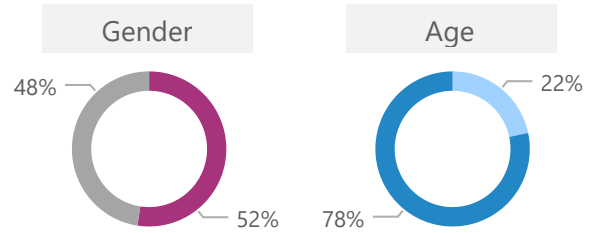


The boundaries and names shown and the designations used on this map do not imply the expression of any opinion whatsoever on the part of the World Health Organization concerning the legal status of any country territory, city or area or of its authorities, or concerning the delimitation of its frontiers or boundaries. Dotted and dashed lines on maps represent approximate border lines for which there may not yet be full agreement.

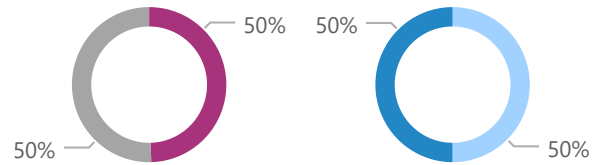
HRP Indicator 2021 logframe (Per Month)	01-January	02-February	03-March	04-April	2021
<b>1-Medical procedures</b>	<b>705,651</b>	<b>747,362</b>	<b>727,704</b>	<b>617,425</b>	<b>2,798,142</b>
1.1.1 # of outpatient consultations	671,133	729,054	699,485	592,188	2,691,860
1.1.2 # of trauma consultations supported	23,748	7,387	20,027	14,983	66,145
1.1.3 # of mental health consultations supported	5,780	6,555	3,690	6,737	22,762
1.1.4 # of physical rehabilitation sessions supported	2,399	2,084	1,678	2,095	8,256
1.1.5 # of vaginal deliveries attended by a skilled attendant	912	853	788	483	3,036
1.1.6 # of caesarian sections supported	898	1,093	844	509	3,344
1.1.7 # of cases referred for specialized treatment	781	336	1,192	430	2,739
<b>2-Treatment courses</b>	<b>529,389</b>	<b>589,884</b>	<b>1,055,510</b>	<b>571,269</b>	<b>2,746,052</b>
1.5.1 # of treatment courses delivered to health facilities by UN Actors	529,389	589,884	1,055,510	571,269	2,746,052
<b>3-Immunization</b>	<b>59,505</b>	<b>59,047</b>	<b>71,146</b>	<b>90,969</b>	<b>280,667</b>
1.2.1 # of children under the age of 1 received DPT3 or equivalent pentavalent vaccine (national programme)	30,862	29,388	34,574	42,673	137,497
1.2.2 # of children under the age of 2 received MMR2 vaccine	28,643	29,659	36,572	48,296	143,170
<b>4-Training</b>	<b>304</b>	<b>1,392</b>	<b>1,276</b>	<b>910</b>	<b>3,882</b>
3.1.1 # of health staff trained/re-trained on mental health topics including mhGAP, Problem Management Plus (PM+) and Psychological First Aid (PFA)			120	236	356
3.1.3 # of health staff trained/re-trained on COVID-19 case management				150	150
3.1.4 # of humanitarian workers trained/re-trained on infection prevention and control (IPC)			4		4
3.1.5 # of health staff trained/re-trained on other health topics not mentioned above	304	1,392	1,152	524	3,372
<b>5-COVID-19</b>			<b>1,115,307</b>	<b>11,556</b>	<b>1,126,863</b>
1.5.2 # of medical masks provided to health facilities			116,650	8,756	125,406
1.5.3 # of N95 masks (respirators) provided to health facilities			300		300
1.5.4 # of medical gloves provided to health facilities			990,667	2,600	993,267
1.5.5 # of protective gowns provided to health facilities			7,690	200	7,890
<b>6-Others</b>					
1.3.1 # of Ante-Natal Care (ANC) visits	143	259	34,741	34,007	69,150
3.2.1 # of health facilities refurbished or rehabilitated	4	1	7		12
3.2.2 # of operational mobile medical units, including medical teams	79	103	107	106	
3.3.4 # of health facilities which providing the Essential Primary Health Care Services	99	97	126	124	

HRP Indicator 2021 logframe (Per Governorate)	Aleppo	Al-Hasakeh	Ar-Raqqa	As-Sweida	Damascus	Dar'a	Deir-ez-Zor	Hama	Homs	Idleb	Lattakia	Quneitra	Rural Damascus	Tartous	April
<b>1-Medical procedures</b>	<b>91,399</b>	<b>33,138</b>	<b>9,220</b>	<b>30,963</b>	<b>68,369</b>	<b>34,234</b>	<b>32,335</b>	<b>62,583</b>	<b>52,398</b>	<b>9,510</b>	<b>67,579</b>	<b>3,228</b>	<b>113,624</b>	<b>8,845</b>	<b>617,425</b>
1.1.1 # of outpatient consultations	87,605	31,158	8,125	29,878	63,039	33,070	31,473	60,789	50,805	9,510	65,115	3,064	111,240	7,317	<b>592,188</b>
1.1.2 # of trauma consultations supported	1,849	1,403	1,094	743	2,445	954	110	1,254	978		1,952	158	727	1,316	<b>14,983</b>
1.1.3 # of mental health consultations supported	1,730	293		303	895	200	710	440	356		460		1,138	212	<b>6,737</b>
1.1.4 # of physical rehabilitation sessions supported	215			39	897	10	42	100	222		51		519		<b>2,095</b>
1.1.5 # of vaginal deliveries attended by a skilled attendant		28	1		436				14			4			<b>483</b>
1.1.6 # of caesarian sections supported		33			451				23			2			<b>509</b>
1.1.7 # of cases referred for specialized treatment		223			206						1				<b>430</b>
<b>2-Treatment courses</b>	<b>50,097</b>	<b>30,948</b>	<b>15,723</b>	<b>14,426</b>	<b>167,524</b>	<b>24,416</b>	<b>16,564</b>	<b>31,387</b>	<b>35,474</b>	<b>6,702</b>	<b>89,875</b>	<b>11,492</b>	<b>58,772</b>	<b>17,869</b>	<b>571,269</b>
1.5.1 # of treatment courses delivered to health facilities by UN Actors	50,097	30,948	15,723	14,426	167,524	24,416	16,564	31,387	35,474	6,702	89,875	11,492	58,772	17,869	<b>571,269</b>
<b>3-Immunization</b>	<b>14,322</b>	<b>8,716</b>	<b>8,363</b>	<b>1,410</b>	<b>5,284</b>	<b>4,647</b>	<b>18,203</b>	<b>7,034</b>	<b>5,611</b>	<b>118</b>	<b>3,443</b>	<b>796</b>	<b>9,948</b>	<b>3,074</b>	<b>90,969</b>
1.2.1 # of children under the age of 1 received DPT3 or equivalent pentavalent vaccine (national programme)	6,515	4,048	3,218	665	2,527	2,061	9,479	3,298	2,674	63	1,619	372	4,707	1,427	<b>42,673</b>
1.2.2 # of children under the age of 2 received MMR2 vaccine	7,807	4,668	5,145	745	2,757	2,586	8,724	3,736	2,937	55	1,824	424	5,241	1,647	<b>48,296</b>
<b>4-Training</b>	<b>35</b>	<b>6</b>	<b>7</b>	<b>43</b>	<b>365</b>	<b>20</b>	<b>29</b>	<b>20</b>	<b>45</b>	<b>6</b>	<b>18</b>	<b>257</b>	<b>49</b>	<b>10</b>	<b>910</b>
3.1.1 # of health staff trained/re-trained on mental health topics including mhGAP, Problem Management Plus (PM+) and Psychological First Aid (PFA)					170							66			<b>236</b>
3.1.3 # of health staff trained/re-trained on COVID-19 case management					63		23		23			24	17		<b>150</b>
3.1.5 # of health staff trained/re-trained on other health topics not mentioned above	35	6	7	43	132	20	6	20	22	6	18	167	32	10	<b>524</b>
<b>5-COVID-19</b>		<b>10,300</b>					<b>506</b>		<b>750</b>						<b>11,556</b>
1.5.2 # of medical masks provided to health facilities		7,500					506		750						<b>8,756</b>
1.5.4 # of medical gloves provided to health facilities		2,600													<b>2,600</b>
1.5.5 # of protective gowns provided to health facilities		200													<b>200</b>
<b>6-Others</b>															
1.3.1 # of Ante-Natal Care (ANC) visits	6,063	2,944	1,143	407	1,954	597	2,341	4,277	3,710	233	3,064	815	5,989	470	<b>34,007</b>
3.2.2 # of operational mobile medical units, including medical teams	16	7	1	3	7	4	6	16	8	2	5		27	4	<b>106</b>
3.3.4 # of health facilities which providing the Essential Primary Health Care Services	19	12	2	2	14	6	3	12	17		7	5	20	5	<b>124</b>

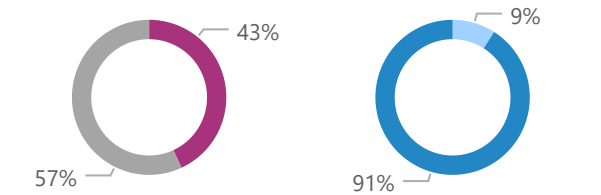
Outpatient consultations  
**592,188**



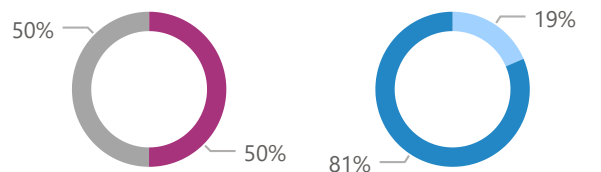
Trauma consultations  
**14,983**



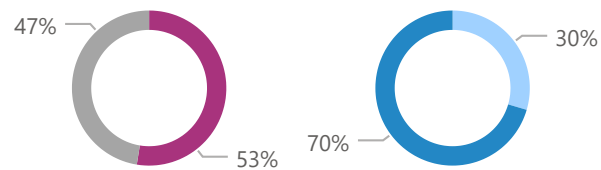
Mental consultations  
**6,737**



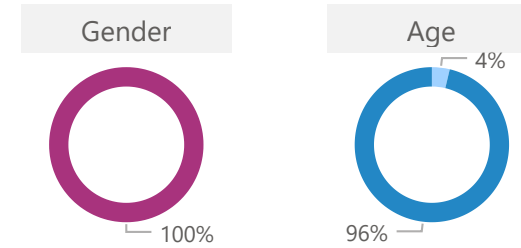
Physical rehabilitation sessions  
**2,095**



Referral cases  
**430**



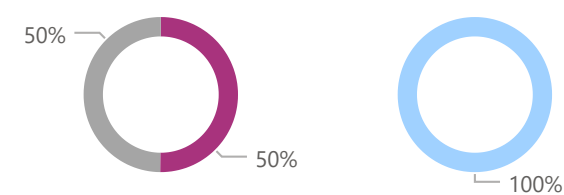
Vaginal deliveries  
**483**



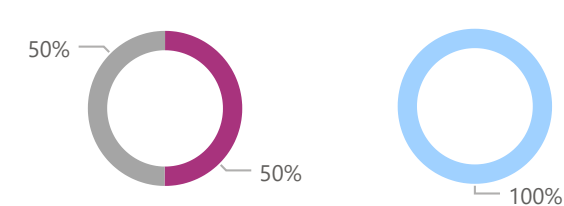
Cesarean deliveries  
**509**



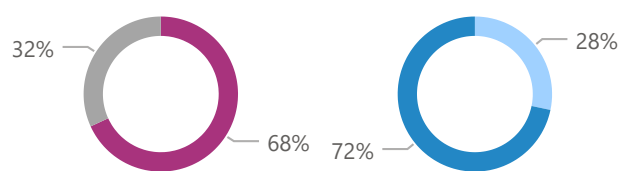
# of children under the age of 1 received DPT3 vaccine  
**42,673**



# of children under the age of 2 received MMR2 vaccine  
**48,296**



# of health staff trained/re-trained  
**910**



Male Female < 18 >= 18