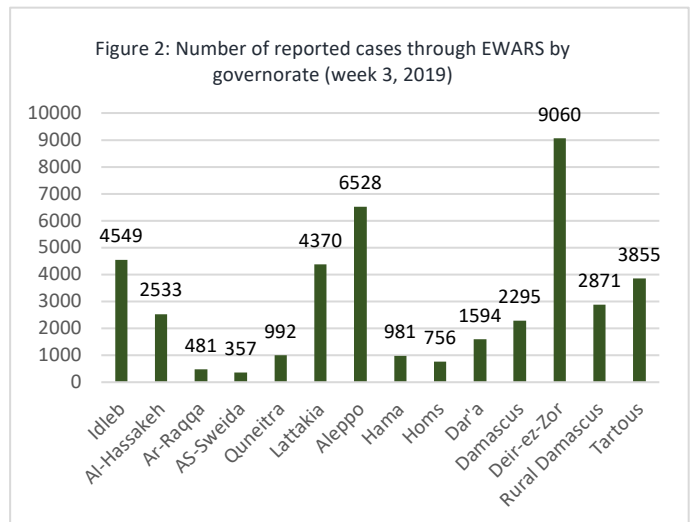
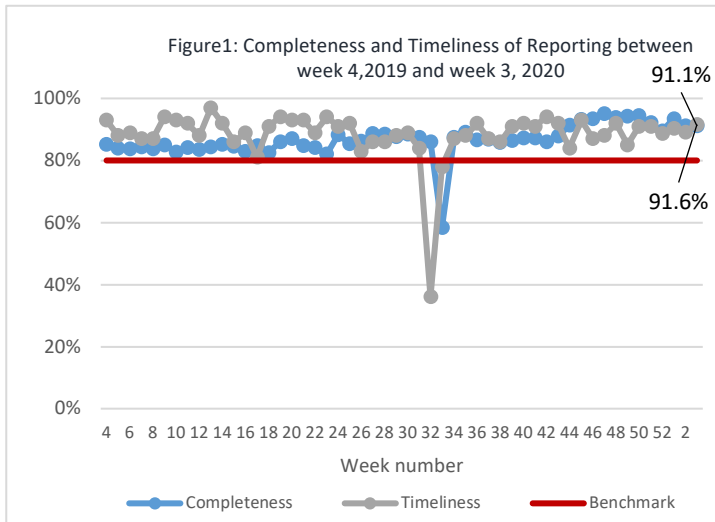


## Highlights

- A total of 284 320 consultations were recorded in all the 14 governorates in week 3.
- The leading causes of morbidity among all age groups were influenza-like illnesses (61.7%) and acute diarrhea (23.5%).
- There is one confirmed case of measles reported in week 3. A case was female child with 8-month years old in Aleppo. Vaccination activity was conducted by DOH Aleppo and 38 children in the neighborhood were vaccinated.
- An increase of acute diarrhea cases was reported from 8<sup>st</sup> of January 2020 in Tal Maskan and Bitariye in Rural Damascus with a total of 190 cases with no associated death between 8 and 18 of January 2020. The water analysis identified E.coli in water network.

## Performance Indicators

- A total of 1146 out of 1258 active reporting sites (91.1%) in all 14 governorates of Syria reported through EWARS, with 91.6% timeliness among those sites providing data during week 3 (Figure 1).



## Morbidity

### 1. Proportional Morbidity

- A total of 284 320 consultations were recorded in 1146 health facilities in 14 governorates in week 3, 2020. Among them, 38 738 cases were EWARS notifiable health conditions (Figure 2).
- Among all age groups, the leading causes of morbidity influenza-like illnesses (ILI) (61.7%), and acute diarrhea (AD) (23.5%). The trend of ILI remains stable (Figure 4).
- Of the 38 738 total reported cases, 50.1% (19 400) were female, and 42.3% (16 371) were children under 5 years old.
- Among children under 5 years of age, 60.4% of cases are ILI, and AD representing 27.5% of the cases during this reporting period (Figure 3).

Figure 3: Proportional morbidity by age group in week 3, 2020

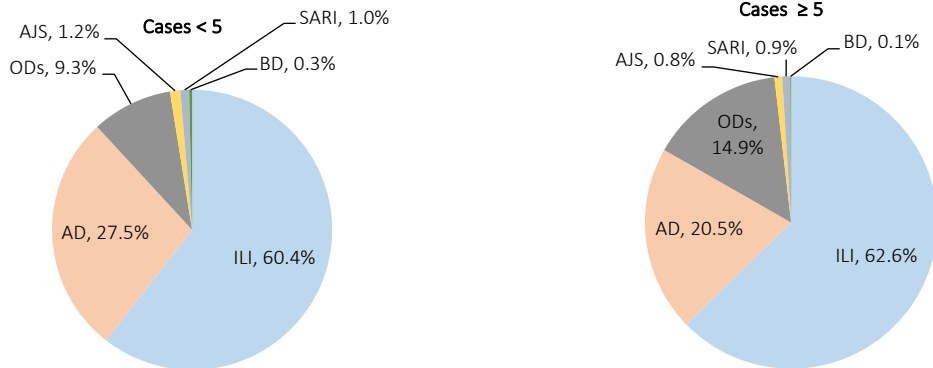
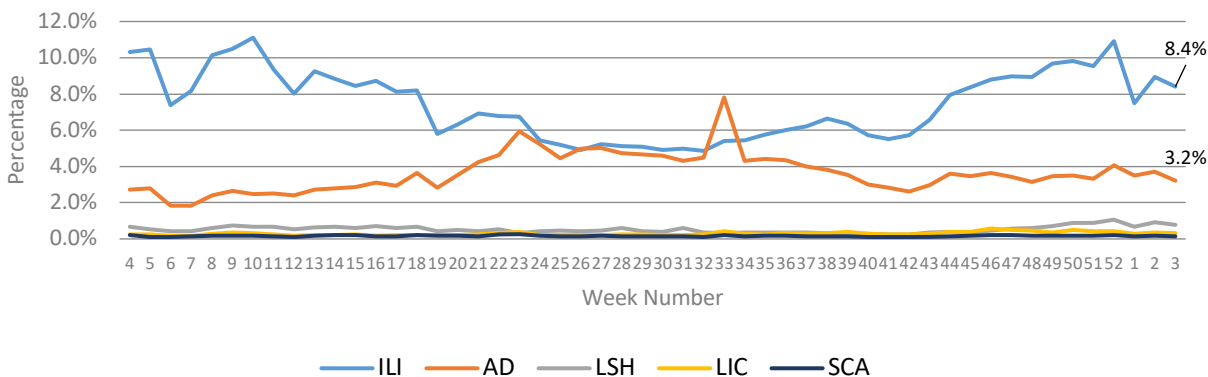


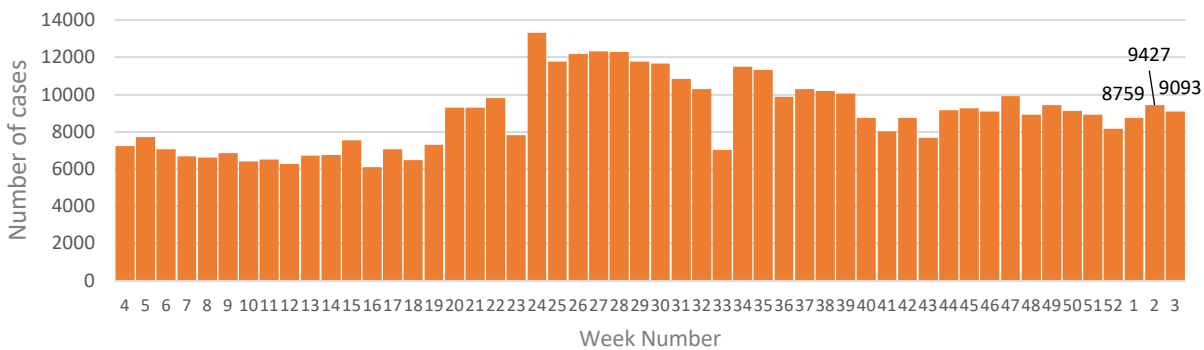
Figure 4: Proportional Morbidity of top 5 diseases among the total consultation ( week 4,2019 - week 3,2020)



2. Waterborne Diseases

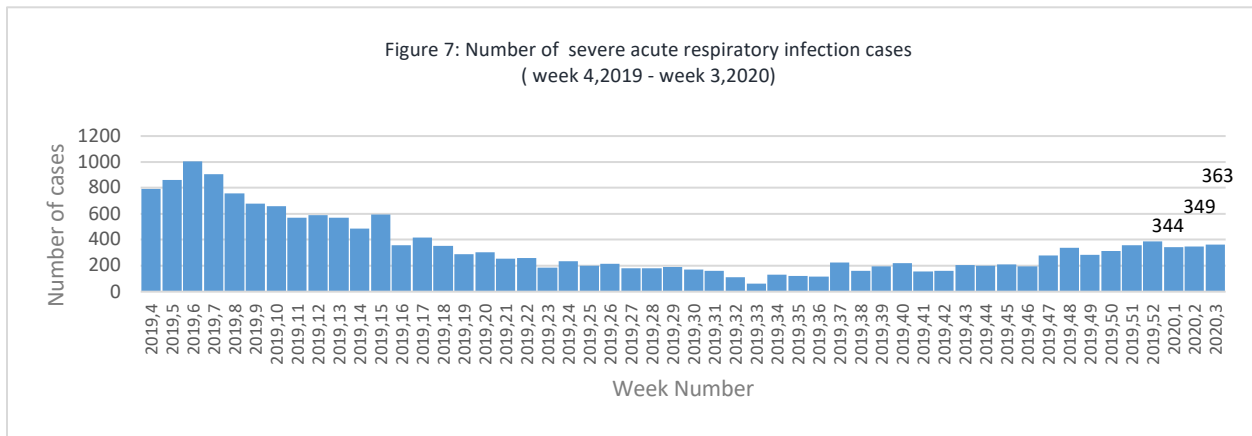
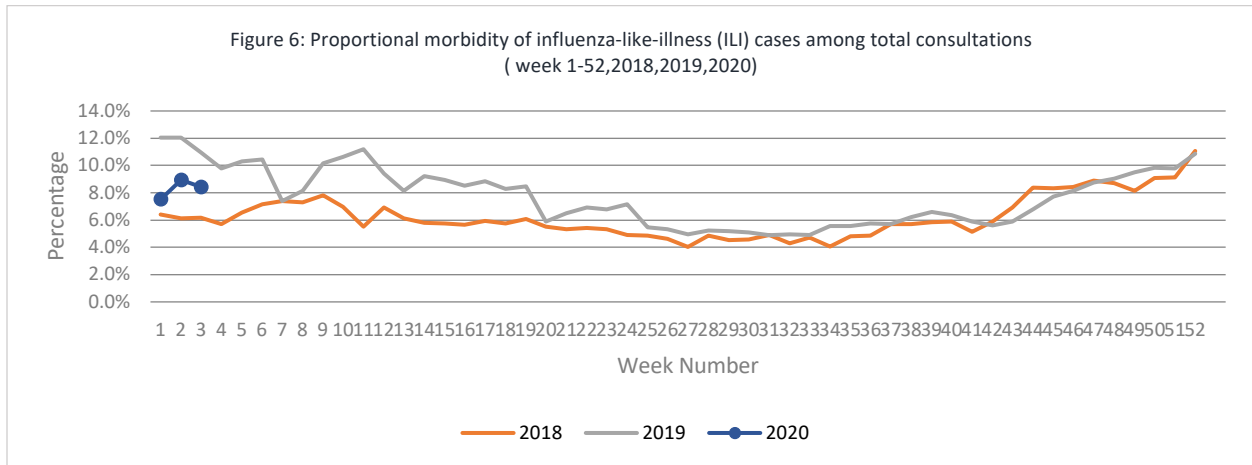
- There is no case of acute watery diarrhea (AWD) in week 3.
- A total of 9093 AD cases were reported during week 3. The trend remains stable.
- An increase of acute diarrhea cases was reported from 8<sup>st</sup> of January 2020 in Tal Maskan and Bitariye in Rural Damascus. A total of 190 AD cases (U5yrs:78, above 5yrs: 112) with no associated death had been reported from between 8 and 18 of January 2020. The symptoms were acute diarrhea. The severity of diarrhea ranges mild to moderate.

Figure 5: Number of acute diarrhea ( week 4,2019 - week 3,2020)



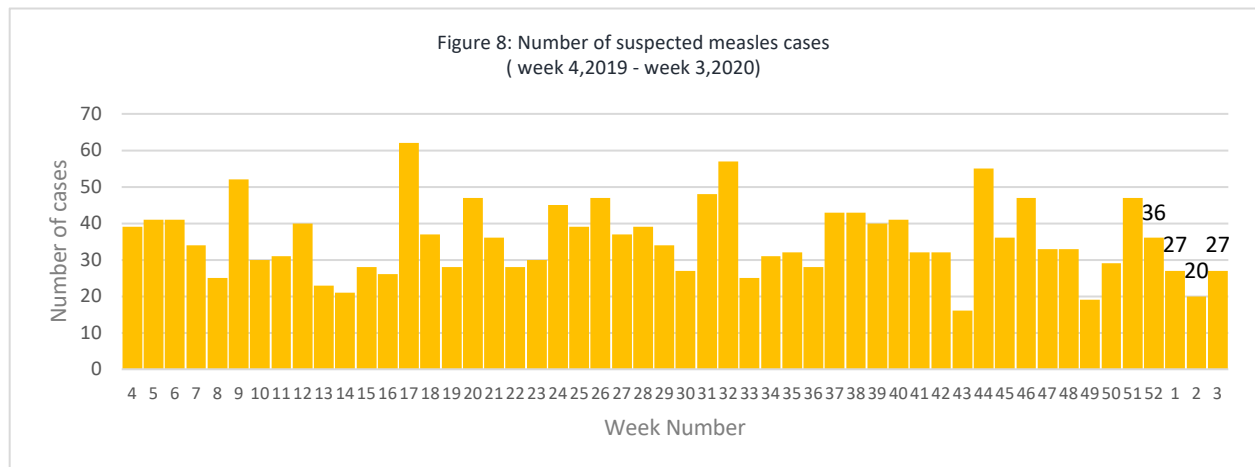
### 3. Respiratory Diseases

- In total, 23 891 ILI cases were reported during week. The trend remains stable. The proportional morbidity of ILI is 8.4% which is lower than the proportional morbidity of the previous year (Figure 6).
- In total, 363 SARI cases were reported, and the trend remain stable (Figure 7).



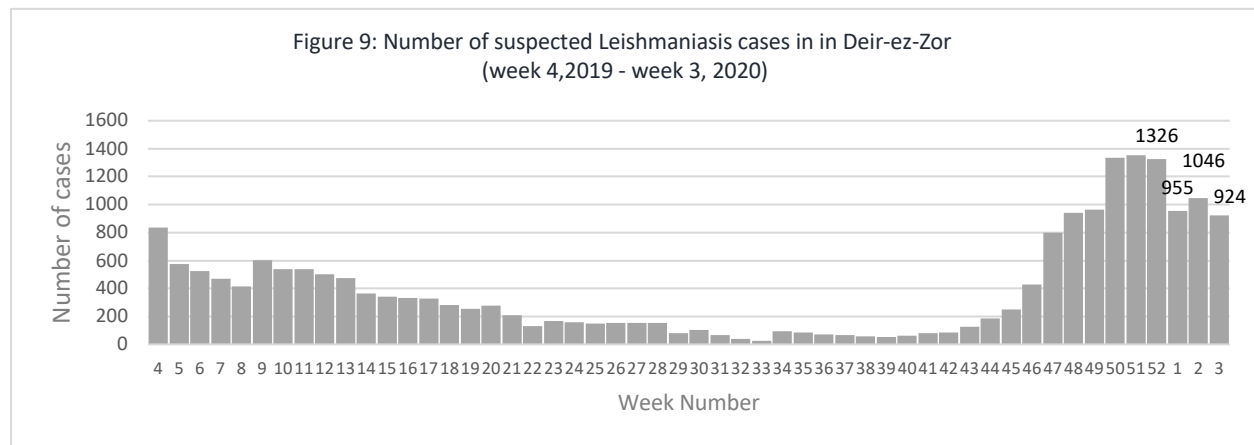
### 4. Vaccine Preventable Diseases

- No cases of acute flaccid paralysis (AFP) were reported in week 3.
- A total of 27 suspected measles cases were reported, which trend remains stable (Figure 8) . Most cases were reported from Homs (11), Idleb (6) and Deir-ez-Zor (5).
- A suspected measles case reported from Aleppo in week 52, 2019 was positive for measles.



## Other Diseases

- 4850 cases were reported as “other diseases” through EWARS. The health conditions with the highest incidents were leishmaniasis (2177), lice (877), and scabies (462).
- During week 3, most of suspected leishmaniasis cases were reported from Deir-ez-Zor (42.4%), Aleppo (36.6%), and Idleb (7.9%). In Deir-ez-Zor, a total of 924 cases were reported which decreased by 16.7% compared to the average of the previous three weeks (figure 9).



## Public Health Response Actions

### Suspected measles

- A total of 27 suspected measles cases was reported during week 3. All the cases were investigated by rapid response teams of the health directorates except for the cases reported from Idleb governorate ( 6 cases) where the access is limited. The blood specimens from 21 suspected cases were collected and tested for IgM ELISA at the reference laboratory in Damascus. The laboratory result are still pending.
- There is one confirmed case of measles reported from Aleppo on 15<sup>th</sup> of January. The case was child with 8 months old. DoH in Aleppo conducted local vaccination activity of MMR vaccines with vitamin A and 38 children in the neighborhood were vaccinated.

### Severe acute respiratory infection (SARI)

Between 1 January and 6 February, a total of 103 samples were collected from SARI cases admitted to ICU and tested at the influenza reference laboratory. Among them, 23 cases tested were positive for influenza (2 cases were influenza type A H1N1, 18 cases were influenza type A (not subtyped), and 3 cases were type B) and 22 cases were negative, while test results of 58 cases were pending.

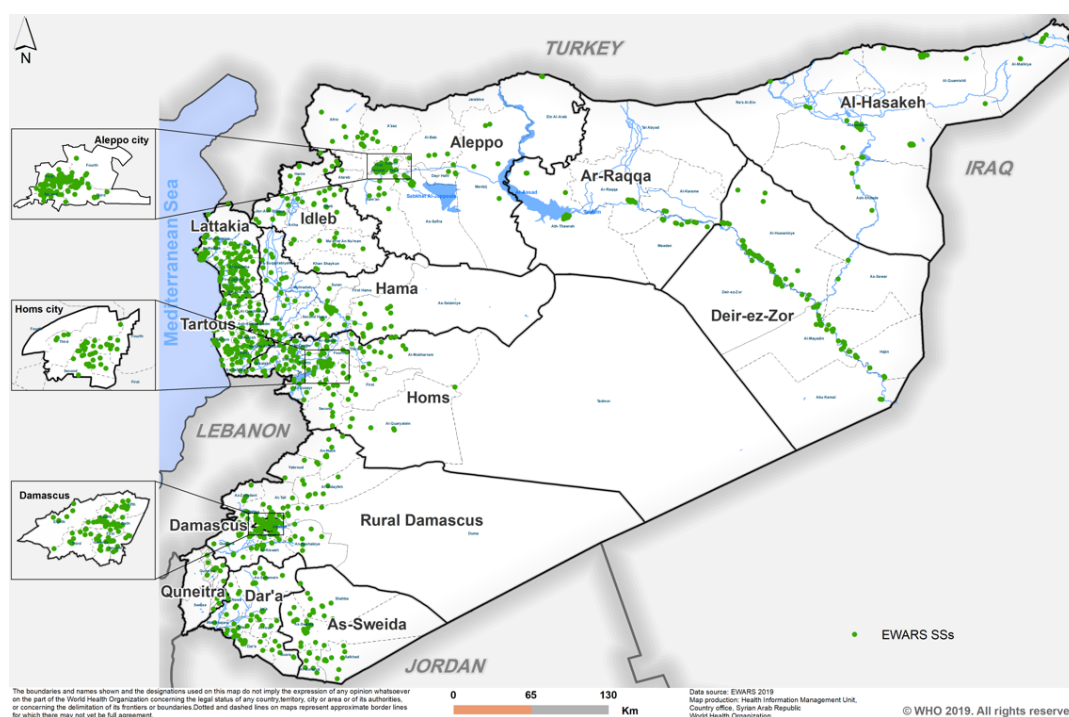
### Diarrhea cases in Tal Maskan and Bitariye in Rural Damascus

An increase of acute diarrhea cases was reported from 8<sup>st</sup> of January 2020 in Tal Maskan and Bitariye in Rural Damascus. Between 8 and 18 of January 2020, a total of 190 (U5yrs:78, above 5yrs: 112) cases with no associated death were reported. The symptoms were acute diarrhea. The severity of diarrhea ranges mild to moderate. On 9 January, three samples of water network from Tal Maska and tested. The results showed all sample had no residual chlorine and identified fecal contamination ( E.coli + fecal coliform) in all three samples. The water in the network was sterilized after the analysis immediately.

## ANNEX 1 : Comparison with Previous Week by Health Condition

Disease	Week 2	Week 3
Acute diarrhea (AD)	9 427	9 093
Bloody diarrhea (BD)	85	78
Acute watery diarrhea (AWD)	0	0
Acute jaundice syndrome (AJS)	389	382
Influenza like illness (ILI)	22 668	23 891
Acute flaccid paralysis (AFP)	6	0
Suspected measles (SM)	20	27
Suspected meningitis (SMN)	37	54
Typhoid fever (TYF)	224	256
Brucellosis (BRU)	94	160
Suspected tuberculosis (TB)	25	17
Severe acute respiratory infection (SARI)	349	363
Suspected pertussis (PER)	94	121
suspected leishmaniasis (LSH)	2 313	2 177
Suspected chickenpox (CHP)	338	462
Scabies (SCA)	477	438
Lice (LIC)	877	877
Suspected mumps (MUM)	98	92
Others	294	250
<b>Total</b>	<b>37 897</b>	<b>38 738</b>

## Annex 2: Map of EWARS sentinel site



		Idleb	Al-Hasakeh	Ar-Raqqa	As-Sweida	Quneitra	Lattakia	Aleppo	Hama	Homs	Dar'a	Damascus	Deir-ez-Zor	Rural Damascus	Tartous	Total
Acute diarrheea (AD)	< 5	705	357	195	35	116	499	507	195	167	155	228	923	192	236	4 510
	≥ 5	678	192	108	33	95	579	479	160	130	132	341	1 068	314	274	4 583
Bloody diarrheea (BD)	< 5	0	4	19	0	0	2	1	0	1	3	2	24	0	0	56
	≥ 5	0	5	8	0	0	1	0	0	0	1	7	0	0	0	22
Acute watery diarrheea (AWD)	< 5	0	0	0	0	0	0	0	0	0	0	0	0	0	0	0
	≥ 5	0	0	0	0	0	0	0	0	0	0	0	0	0	0	0
Acute jaundice syndrome (AJS)	< 5	48	0	63	0	4	2	8	0	0	2	5	55	6	0	193
	≥ 5	40	1	30	1	0	5	10	19	8	19	8	35	8	5	189
Influenza like illness (ILI)	< 5	961	491	155	91	364	1 486	1 866	147	260	304	328	1 776	669	986	9884
	≥ 5	871	498	107	159	649	2 046	2 428	135	333	366	843	1 917	1 234	2 421	14 007
Acute flaccid paralysis (AFP)	< 5	0	0	0	0	0	0	0	0	0	0	0	0	0	0	0
	≥ 5	0	0	0	0	0	0	0	0	0	0	0	0	0	0	0
Suspected measles (SM)	< 5	3	0	0	0	0	0	4	0	4	0	0	5	0	0	16
	≥ 5	3	0	0	0	0	0	1	7	0	0	0	0	0	0	11
Suspected meningitis (SMN)	< 5	5	0	6	0	0	0	2	0	0	0	1	10	0	1	25
	≥ 5	11	0	1	0	0	1	3	3	0	0	5	2	1	2	29
Severe acute respiratory infection (SARI)	< 5	0	15	0	1	2	1	11	59	3	0	29	6	0	38	165
	≥ 5	2	6	0	5	0	28	11	38	2	0	48	6	0	52	198
Typhoid fever (TYF)	< 5	30	0	1	0	0	0	0	1	1	2	1	0	2	0	38
	≥ 5	28	1	2	0	1	0	11	16	2	12	1	138	3	3	218
Brucellosis (BRU)	< 5	8	0	0	0	0	0	0	0	0	0	0	1	2	0	11
	≥ 5	8	0	0	0	3	0	10	9	4	12	3	91	8	1	149
Suspected tuberculosis (TB)	< 5	2	0	0	0	0	0	0	0	0	0	0	0	0	0	2
	≥ 5	3	0	0	0	0	0	10	0	0	0	0	0	1	1	15
Suspected pertussis (PER)	< 5	36	0	0	0	0	0	5	0	0	0	0	27	0	0	68
	≥ 5	41	0	0	0	0	0	1	0	0	0	0	11	0	0	53
suspected leishmaniasis (LSH)	< 5	78	10	1	0	1	0	141	7	3	0	1	372	2	0	616
	≥ 5	94	106	3	3	1	9	656	91	6	0	11	552	18	11	1 561
Suspected chickenpox (CHP)	< 5	24	47	58	0	4	0	16	7	6	0	0	99	8	1	270
	≥ 5	47	7	55	0	5	4	20	14	6	2	5	20	5	2	192
Scabies (SCA)	< 5	58	3	0	0	3	2	5	2	8	2	0	47	3	0	133
	≥ 5	96	10	0	2	7	10	45	6	23	8	3	91	2	2	305
Lice (LIC)	< 5	114	2	1	5	8	23	31	3	4	6	1	41	0	0	239
	≥ 5	181	3	0	4	28	162	77	27	19	9	17	83	19	9	638
Suspected mumps (MUM)	< 5	0	1	20	0	0	0	1	0	0	0	0	17	0	0	39
	≥ 5	24	4	7	0	0	0	0	2	0	0	0	15	0	1	53
Others	< 5	0	39	0	0	2	3	10	2	13	5	0	31	1	0	106
	≥ 5	0	20	0	0	0	2	5	2	28	16	0	32	39	0	144
Total of < 5		2 072	969	519	132	504	2 018	2 608	423	470	479	596	3 434	885	1 262	16 371
Total of ≥ 5		2 127	853	321	207	789	2 847	3 766	523	568	577	1 292	4 061	1 652	2 784	22 367
Grand total		4 199	1 822	840	339	1 293	4 865	6 374	946	1 038	1 056	1 888	7 495	2 537	4 046	38 738