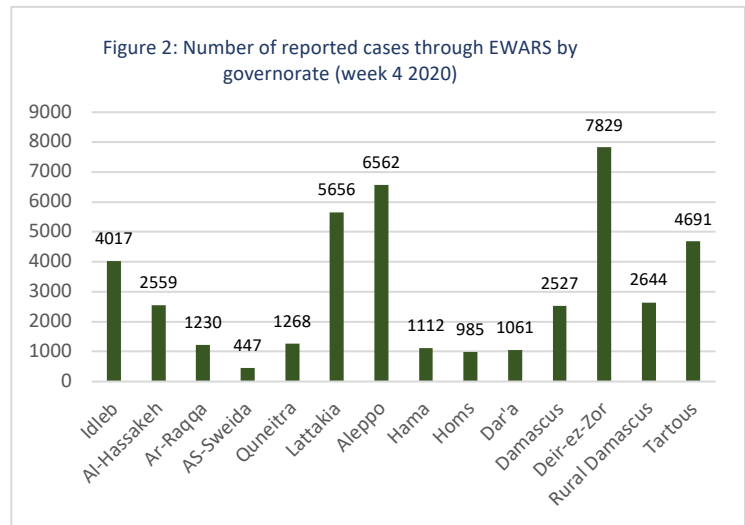
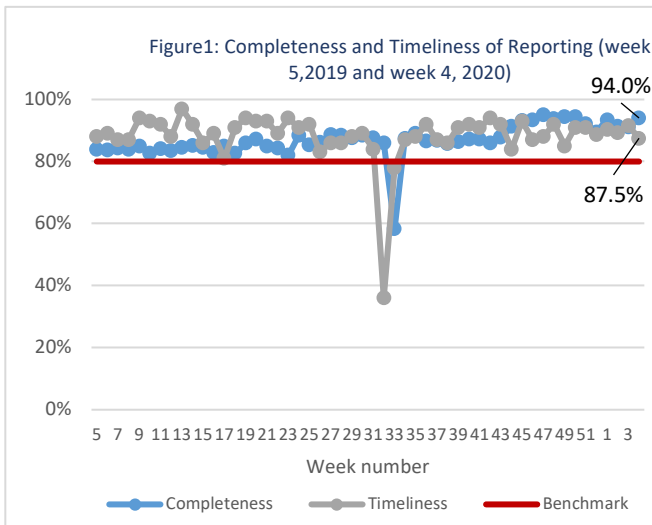


## Highlights

- A total of 321 462 consultations were recorded in all the 14 governorates in week 4.
- The leading causes of morbidity among all age groups were influenza-like illnesses (64.6%) and acute diarrhea (21.2%).
- 35 suspected measles cases were reported during week 4. The blood specimens of cases were collected and tested at the reference laboratory in Damascus. The laboratory result showed all negative for measles.
- An increase of acute diarrhea cases was reported Rural Damascus. Between 8 and 18 of January 2020, a total of 190 (U5yrs:78, above 5yrs: 112) cases with no associated death were reported in Tal Maskan and Bitariye.

## Performance Indicators

- A total of 1 183 out of 1 258 active reporting sites (94.04%) in all 14 governorates of Syria reported through EWARS, with 87.5% timeliness among those sites providing data during week 4 (Figure 1).



## Morbidity

### 1. Proportional Morbidity

- A total of 321 462 consultations were recorded in 1 183 health facilities in 14 governorates in week 4, 2020. Among them, 42 588 cases were EWARS notifiable health conditions (Figure 2).
- Among all age groups, the leading causes of morbidity influenza-like illnesses (ILI) (64.6%), and acute diarrhea (AD) (21.2%).
- Of the 42 588 total reported cases, 50.3% (21 435) were female, and 41.9% (17 846) were children under 5 years old.
- Among children under 5 years of age, 63.8% of cases are ILI, and AD representing 25.3% of the cases during this reporting period (Figure 3).

Figure 3: Proportional morbidity by age group in week 4, 2020

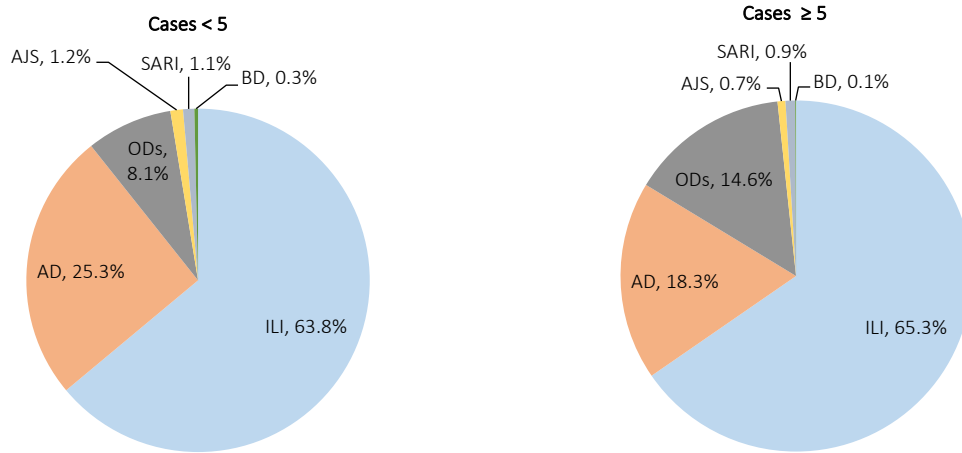
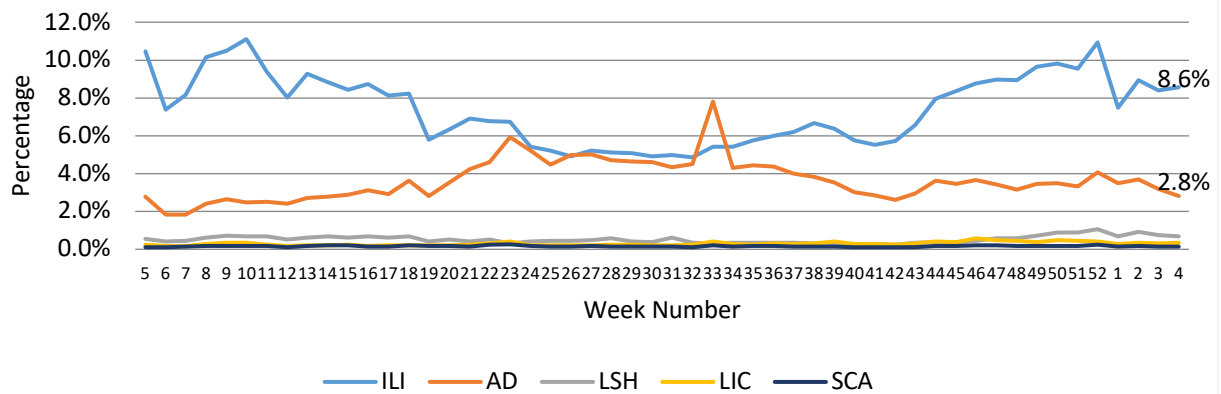


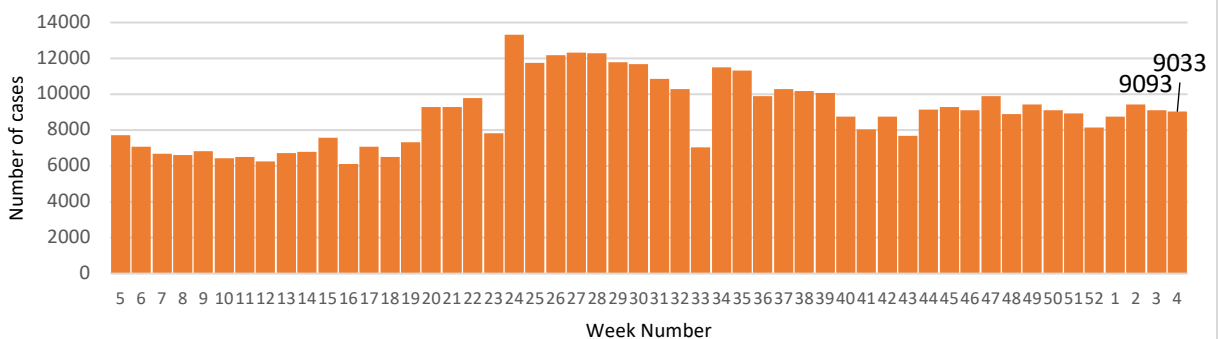
Figure 4: Proportion of Morbidity of top 5 diseases among the total consultation between week 5,2019 and week 4,2020



## 2. Waterborne Diseases

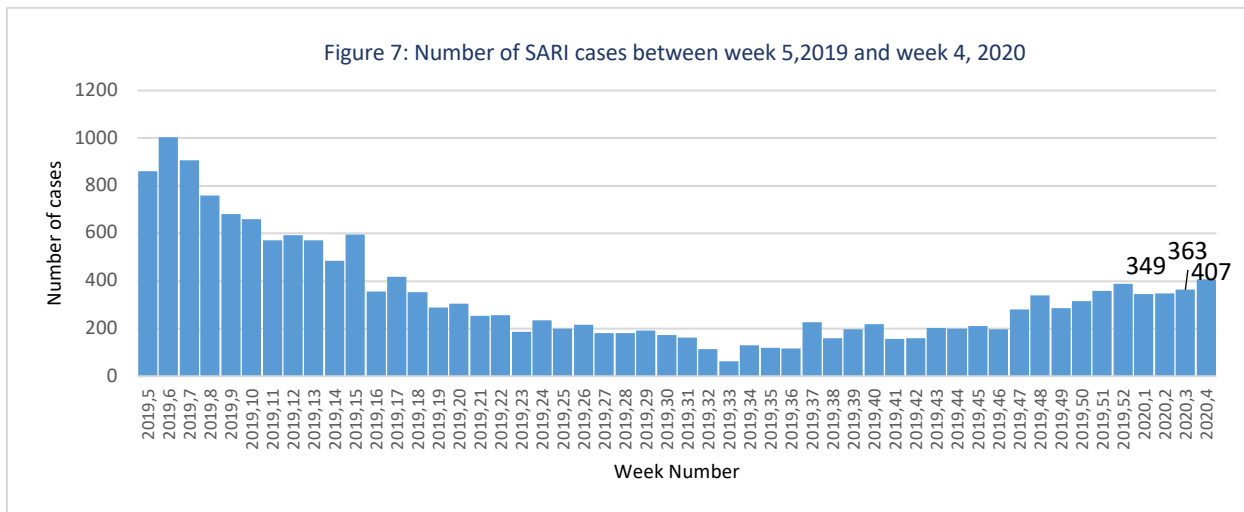
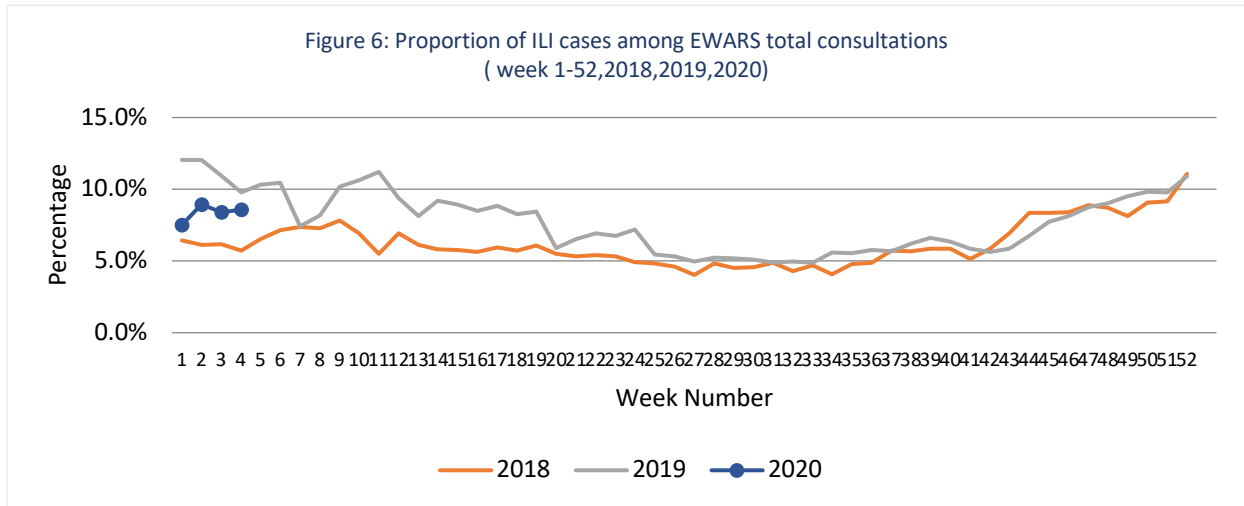
- There no case of acute watery diarrhea (AWD) in week 4.
- A total of 9 033 AD cases were reported during week 4, no increase in the trend of diarrhea cases in week 4, (Figure 5).

Figure 5: Number of acute diarrhea between week 5,2019 and week 4,2020



### 3. Respiratory Diseases

- In total, 27 526 ILI cases were reported during week 4. The proportional morbidity of ILI is 8.4% The trend remains stable (Figure 6).
- In total, 407 SARI cases were reported during week 4, which increased by 12.7% compared to the average of the previous four week



### 4. Vaccine Preventable Diseases

- Five cases of acute flaccid paralysis (AFP) were reported in week 4, Rural Damascus (2), Deir-ezZor (1), Damascus (1), and Hama (1).
- Number of suspected measles in week 4 was (35) cases. Most cases were reported from Ar-Raqqa (9), Homs (7), and Idleb (5). The trend of SM cases

### 5. Other Diseases

- 5054 cases were reported as “other diseases” through EWARS. The health conditions with the highest incidents were leishmaniasis (2 207), lice (1 058), and scabies (496).
- During week 4, most of suspected leishmaniasis cases were reported from Deir-ezZor (41.6%), Aleppo (37.4%), and Idleb (7.1%). the increase of cutaneous leishmaniasis cases has been reported in Deir-ez-Zor since week 43, 2019 (figure 9).

### *Suspected measles*

A total of 35 suspected measles cases was reported during week 4. All the cases were investigated by rapid response teams of the health directorates except for the cases reported from Idleb governorate (5 cases) where the access is limited. The blood specimens from 30 suspected cases were collected and tested for IgM ELISA at the reference laboratory in Damascus. All cases tested negative for measles.

### *Severe acute respiratory infection (SARI)*

During the period 1 to 25 January, total number of (47) samples were collected from SARI cases admitted to ICU and sent to the reference laboratory in Damascus, the results showed two positive influenza A type H1N1, 15 positive case for influenza A (not subtyped) and 3 positive influenza B, 20 negative of influenza, and 4 tests results are still pending.

### *Acute diarrhea in Rural Damascus*

An increase of acute diarrhea cases was reported from 8<sup>st</sup> of January 2020 in Tal Maskan and Bitariye in Rural Damascus. Between 8 and 18 of January 2020, a total of 190 (U5yrs:78, above 5yrs: 112) cases with no associated death were reported though EWARS. The symptoms were acute diarrhea. The severity of diarrhea ranges mild to moderate. Fecal contamination (E.coli+fecal coliform) was found in samples from water network on 9 January. The water network was sterilized immediately.

## Comparison with Previous Week by Health Condition

Disease	Week 3	Week 4
Acute diarrhea (AD)	9 093	9 033
Bloody diarrhea (BD)	78	80
Acute watery diarrhea (AWD)	0	0
Acute jaundice syndrome (AJS)	382	391
Influenza like illness (ILI)	23 891	27 526
Acute flaccid paralysis (AFP)	0	5
Suspected measles (SM)	27	35
Suspected meningitis (SMN)	54	57
Typhoid fever (TYF)	256	246
Brucellosis (BRU)	160	157
Suspected tuberculosis (TB)	17	20
Severe acute respiratory infection (SARI)	363	407
Suspected pertussis (PER)	121	125
suspected leishmaniasis (LSH)	2 177	2 207
Suspected chickenpox (CHP)	462	333
Scabies (SCA)	438	496
Lice (LIC)	877	1 058
Suspected mumps (MUM)	92	305
Others	250	107
<b>Total</b>	<b>38 738</b>	<b>42 588</b>

## Case Distribution by Age Group, and by Governorate (week 4)

		Idleb	Al-Hasakeh	Ar-Raqqa	As-Sweida	Quneitra	Lattakia	Aleppo	Hama	Homs	Dar'a	Damascus	Deir-ez-Zor	Rural Damascus	Tartous	Total
Acute diarrhea (AD)	< 5	696	359	291	42	77	505	482	152	120	171	342	935	193	148	4 513
	≥ 5	690	251	137	47	81	554	513	173	92	137	380	991	242	232	4 520
Bloody diarrhea (BD)	< 5	0	0	21	0	0	0	2	0	1	5	3	29	0	0	61
	≥ 5	0	0	9	0	0	0	2	0	0	1	2	4	0	1	19
Acute watery diarrhea (AWD)	< 5	0	0	0	0	0	0	0	0	0	0	0	0	0	0	0
	≥ 5	0	0	0	0	0	0	0	0	0	0	0	0	0	0	0
Acute jaundice syndrome (AJS)	< 5	47	1	67	0	0	2	9	1	6	5	5	65	2	1	211
	≥ 5	34	5	31	2	1	9	11	21	5	13	13	29	5	1	180
Influenza like illness (ILI)	< 5	895	681	316	122	342	1 744	2 007	216	236	347	643	2 040	739	1 049	11 377
	≥ 5	831	827	222	209	758	2 503	2 362	272	398	315	999	1 971	1 350	3 132	16 149
Acute flaccid paralysis (AFP)	< 5	0	0	0	0	0	0	0	1	0	0	1	1	0	0	3
	≥ 5	0	0	0	0	0	0	0	0	0	0	0	0	2	0	2
Suspected measles (SM)	< 5	2	1	5	0	0	0	2	0	3	1	1	1	0	0	16
	≥ 5	3	1	4	0	1	1	2	0	4	1	0	1	1	0	19
Suspected meningitis (SMN)	< 5	8	0	16	0	0	0	2	3	0	0	2	3	0	0	34
	≥ 5	7	0	4	2	0	0	1	3	1	0	0	2	2	1	23
Severe acute respiratory infection (SARI)	< 5	0	32	3	0	1	6	11	36	0	0	43	16	0	40	188
	≥ 5	1	13	1	10	0	19	11	27	4	0	56	16	0	61	219
Typhoid fever (TYF)	< 5	26	0	2	0	0	0	1	1	0	2	0	8	1	0	41
	≥ 5	20	2	0	0	0	0	9	10	0	17	0	143	4	0	205
Brucellosis (BRU)	< 5	7	0	0	0	0	0	0	0	0	0	0	5	1	0	13
	≥ 5	13	2	0	0	0	0	11	5	0	3	2	97	11	0	144
Suspected tuberculosis (TB)	< 5	3	0	0	0	0	0	0	0	0	0	0	0	0	0	3
	≥ 5	1	1	0	0	0	1	8	1	1	0	1	0	2	1	17
Suspected pertussis (PER)	< 5	36	0	3	1	0	0	3	0	0	0	0	27	0	0	70
	≥ 5	43	0	0	0	0	0	2	0	0	0	0	10	0	0	55
suspected leishmaniasis (LSH)	< 5	69	14	4	0	0	4	146	4	1	0	0	339	3	0	584
	≥ 5	88	132	6	7	0	11	680	85	7	1	4	579	12	11	1 623
Suspected chickenpox (CHP)	< 5	15	20	38	0	1	1	20	5	2	4	2	60	5	0	173
	≥ 5	45	38	8	0	1	2	22	12	3	0	5	17	5	2	160
Scabies (SCA)	< 5	50	3	0	1	0	3	8	0	10	0	0	76	3	0	154
	≥ 5	98	8	13	0	1	10	43	8	16	2	8	127	3	5	342
Lice (LIC)	< 5	100	9	0	2	1	27	35	1	5	5	2	54	0	2	243
	≥ 5	163	39	1	2	1	244	142	60	25	24	11	87	13	3	815
Suspected mumps (MUM)	< 5	1	1	15	0	0	0	2	1	0	0	0	19	1	0	40
	≥ 5	24	6	8	0	0	0	3	5	0	0	1	18	2	0	67
Others	< 5	0	50	3	0	1	4	6	7	15	0	0	33	3	0	122
	≥ 5	1	63	2	0	1	6	4	2	30	7	1	26	39	1	183
Total of < 5		1 955	1 171	784	168	423	2 296	2 736	428	399	540	1 044	3 711	951	1 240	17 846
Total of ≥ 5		2 062	1 388	446	279	845	3 360	3 826	684	586	521	1 483	4 118	1 693	3 451	24 742
Grand total		4 017	2 559	1 230	447	1 268	5 656	6 562	1 112	985	1 061	2 527	7 829	2 644	4 691	42 588