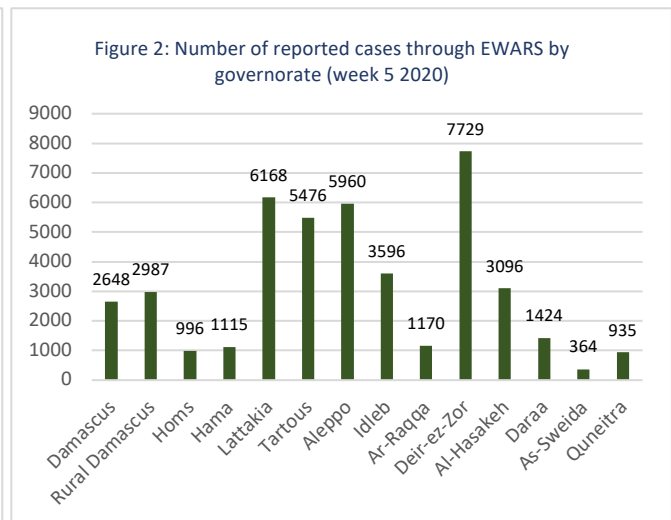
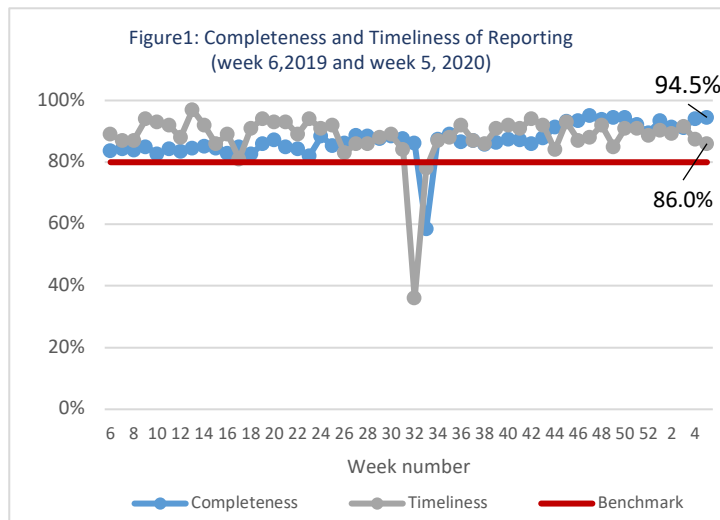


## Highlights

- A total of 301 699 consultations were recorded in all the 14 governorates in week 5.
- The leading causes of morbidity among all age groups were influenza-like illnesses (66.5%) and acute diarrhea (20.3%).
- Eight acute flaccid paralysis cases were reported from Hama (2), Damascus (2), Quneitra (2), Rural Damascus (1), and Homs (1) case.
- 28 suspected measles cases were reported during week 5. The blood specimens of cases were collected and tested at the reference laboratory in Damascus. The laboratory result showed all negative for measles.
- There is an upward trend of SARI was observed. In total, 534 SARI cases were reported during week 5, which increased by 45.8% compared to the average of the previous four weeks.

## Performance Indicators

- A total of 1193 out of 1262 active reporting sites (94.5%) in all 14 governorates of Syria reported through EWARS, with 86% timeliness among those sites providing data during week 5 (Figure 1).



## Morbidity

### 1. Proportional Morbidity

- A total of 301 699 consultations were recorded in 1 193 health facilities in 14 governorates in week 5, 2020. Among them, 43 664 cases were EWARS notifiable health conditions (Figure 2).
- Among all age groups, the leading causes of morbidity influenza-like illnesses (ILI) (66.5%), and acute diarrhea (AD) (20.3%).
- Of the 43 664 total reported cases, 50.8% (22 192) were female, and 41.4% (18 073) were children under 5 years old.
- Among children under 5 years of age, 64.7% of cases are ILI, and AD representing 24.5% of the cases during this reporting period (Figure 3).

Figure 3: Proportional morbidity by age group in week 5, 2020

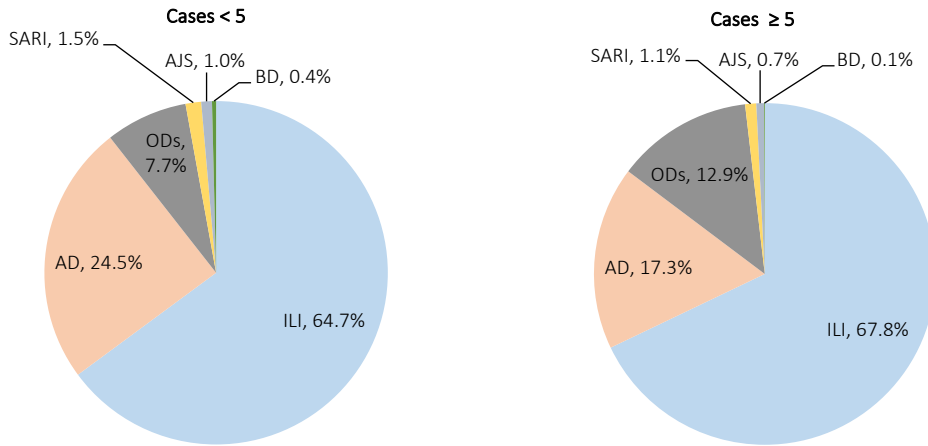
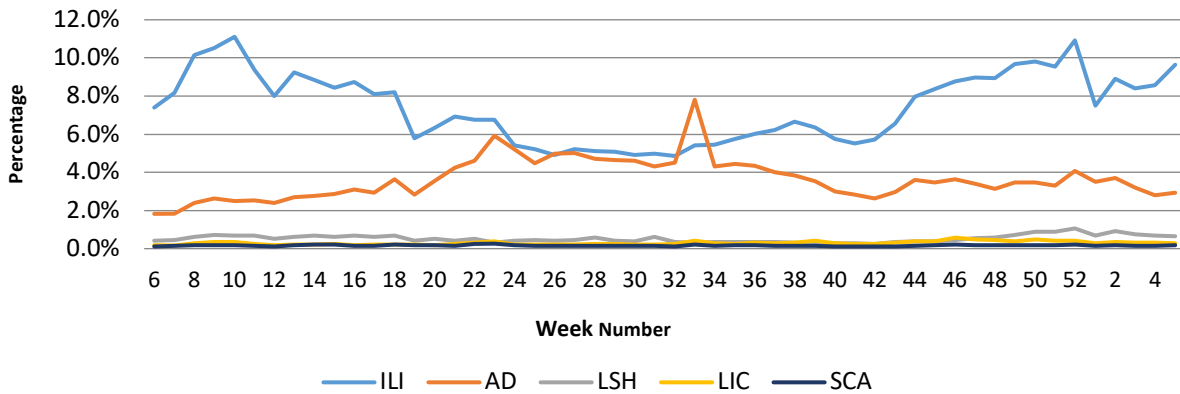


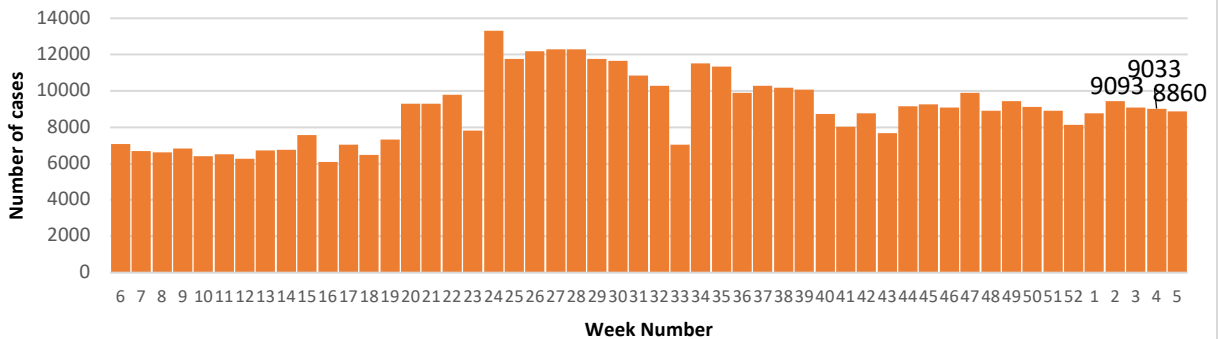
Figure 4: Proportion of Morbidity of top 5 diseases among the total consultation between week 6,2019 and week 5,2020



## 2. Waterborne Diseases

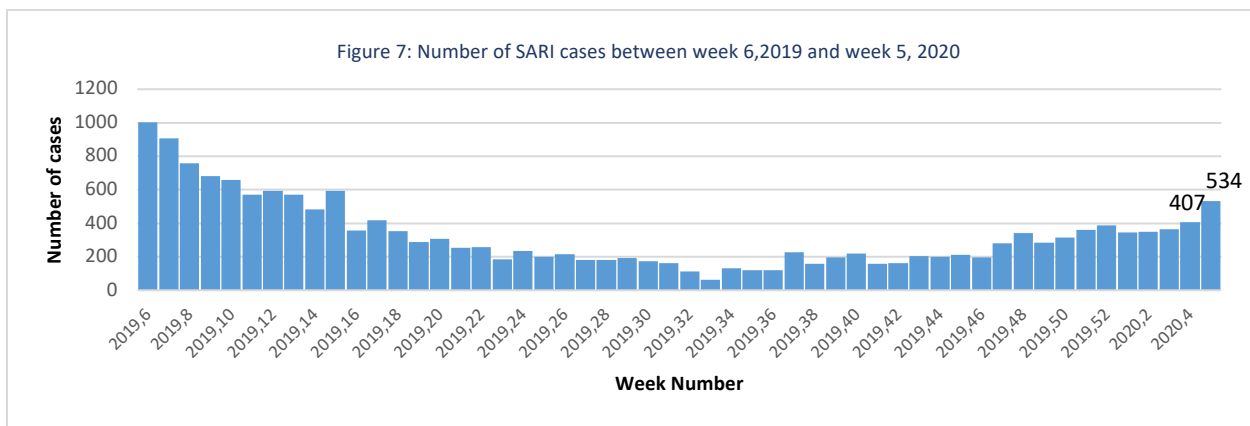
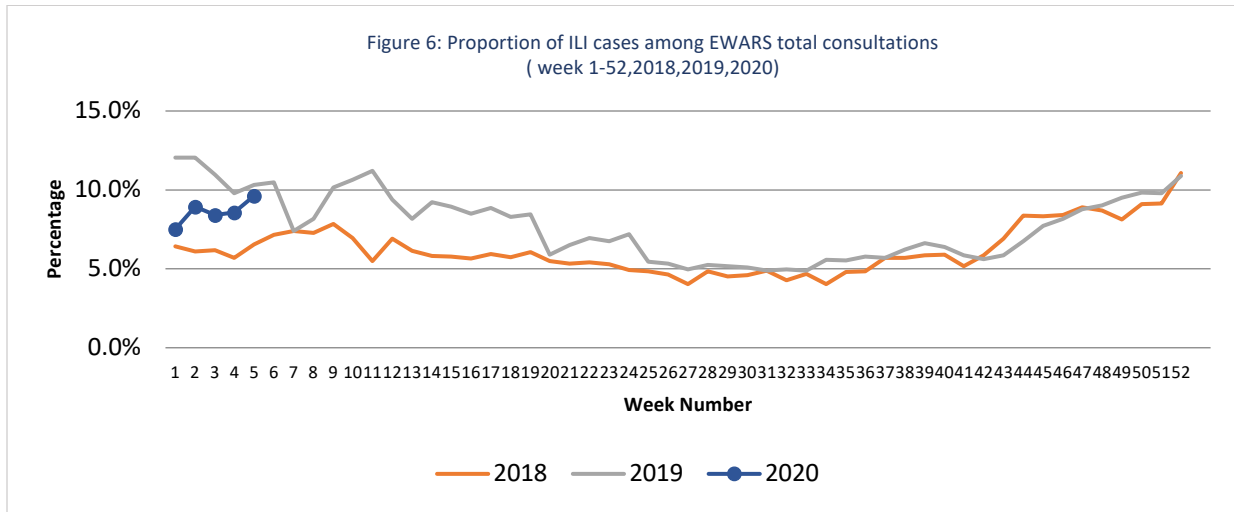
- There no case of acute watery diarrhea (AWD) in week 5.
- A total of 8 860 AD cases were reported during week 5, and the trend remain stable.

Figure 5: Number of acute diarrhea between week 6,2019 and week 5,2020



### 3. Respiratory Diseases

- In total, 29 051 ILI cases were reported during week 5, and the proportional morbidity increased by 1.0% from the previous week.
- There is an upward trend of SARI was observed. In total, 534 SARI cases were reported during week 5, which increased by 45.8% compared to the average of the previous four weeks (Figure 7).



### 4. Vaccine Preventable Diseases

- Eight cases of acute flaccid paralysis (AFP) were reported in week 5; two case each from Hama, Damascus, Quneitra, one case each from Rural Damascus, and Homs .
- A total of 28 suspected measles were reported in week 6. Most cases were reported from Idleb (8), Deir ez-Zor (6) Al-Hasakeh (4), and Aleppo (4). The trend of SM cases shows no increase in week 5.

### 5. Other Diseases

- 4 687 cases were reported as “other diseases” through EWARS. The health conditions with the highest incidents were leishmaniasis (1 995), lice (859), and scabies (552).
- During week 5, most of suspected leishmaniasis cases were reported from Aleppo (38%), Deir-ez-Zor (36.6%), and Al-Hasakeh.

## Public Health Response Actions

### *Suspected measles*

A total of 28 suspected measles cases was reported during week 5. All the cases were investigated by rapid response teams of the health directorates except for the cases reported from Idleb governorate (8 cases) where the access is limited. The blood specimens from 28 suspected cases were collected and tested for IgM ELISA at the reference laboratory in Damascus. All the cases tested were negative for measles.

### *Severe acute respiratory infection (SARI)*

During week 5, a total of 30 SARI case admitted in ICU including nine deaths were tested for influenza. Among them, 13 cases were positive for influenza type A (not subtyped) and one case was influenza B. Most of the cases reported from Lattakia (4, 28.6%), Tartous (3, 23.0%) and Rural Damascus (3, 23.0%)

### *Acute flaccid paralysis*

Eight AFP cases were reported during week 5. The stool samples were collected and tested at the polio reference laboratory in Damascus, and the results showed the all case were negative for poliomyelitis. MoH in collaboration with WHO and UNICEF will conduct a vaccination campaign for polio between 16 to 20 February. children under 5 years in 14 governorates will be targeted in this campaign, the target number of children is 2,804,279.

## Comparison with Previous Week by Health Condition

Disease	Week 4	Week 5
Acute diarrhea (AD)	9 033	8 860
Bloody diarrhea (BD)	80	88
Acute watery diarrhea (AWD)	0	0
Acute jaundice syndrome (AJS)	391	365
Influenza like illness (ILI)	27 526	29 051
Acute flaccid paralysis (AFP)	5	8
Suspected measles (SM)	35	28
Suspected meningitis (SMN)	57	43
Typhoid fever (TYF)	246	222
Brucellosis (BRU)	157	153
Suspected tuberculosis (TB)	20	32
Severe acute respiratory infection (SARI)	407	534
Suspected pertussis (PER)	125	95
suspected leishmaniasis (LSH)	2 207	1 995
Suspected chickenpox (CHP)	333	331
Scabies (SCA)	496	552
Lice (LIC)	1 058	859
Suspected mumps (MUM)	305	84
Others	107	364
<b>Total</b>	<b>42 588</b>	<b>43 664</b>

## Case Distribution by Age Group, and by Governorate (week 5)

		Idleb	Al-Hasakeh	Ar-Raqqa	As-Sweida	Quneitra	Lattakia	Aleppo	Hama	Homs	Dar'a	Damascus	Deir-ez-Zor	Rural Damascus	Tartous	Total
Acute diarrhea (AD)	< 5	612	396	242	22	55	442	441	188	87	203	406	970	195	163	4 422
	≥ 5	608	273	149	24	53	635	418	125	73	208	407	1 051	214	200	4 438
Bloody diarrhea (BD)	< 5	0	5	19	0	0	0	0	0	0	9	5	31	0	0	69
	≥ 5	0	4	7	0	0	0	0	0	0	2	2	4	0	0	19
Acute watery diarrhea (AWD)	< 5	0	0	0	0	0	0	0	0	0	0	0	0	0	0	0
	≥ 5	0	0	0	0	0	0	0	0	0	0	0	0	0	0	0
Acute jaundice syndrome (AJS)	< 5	42	1	63	0	1	2	7	1	0	4	3	56	1	0	181
	≥ 5	39	19	26	2	1	8	5	17	10	10	8	29	5	5	184
Influenza like illness (ILI)	< 5	798	730	263	92	262	1 899	1 856	205	233	413	613	2 128	808	1 392	11 692
	≥ 5	755	1 169	262	199	542	2 973	2 196	253	433	470	1 052	1 865	1 654	3 536	17 359
Acute flaccid paralysis (AFP)	< 5	0	0	0	0	2	0	0	0	0	0	1	0	0	0	3
	≥ 5	0	0	0	0	0	0	0	2	1	0	1	0	1	0	5
Suspected measles (SM)	< 5	6	1	1	0	0	1	3	0	2	0	0	5	0	0	19
	≥ 5	2	3	0	0	0	0	1	0	0	2	0	1	0	0	9
Suspected meningitis (SMN)	< 5	9	2	5	0	0	1	1	1	0	0	3	9	0	0	31
	≥ 5	2	1	0	0	0	0	0	4	0	0	1	1	1	2	12
Severe acute respiratory infection (SARI)	< 5	0	27	0	1	0	7	17	95	0	0	44	1	0	73	265
	≥ 5	2	28	0	15	0	16	18	53	0	0	46	3	0	88	269
Typhoid fever (TYF)	< 5	16	0	1	0	0	0	0	1	0	0	0	3	0	0	21
	≥ 5	24	1	11	0	0	0	6	8	1	17	0	128	5	0	201
Brucellosis (BRU)	< 5	4	0	1	0	0	0	1	0	0	0	0	5	3	0	14
	≥ 5	4	0	3	0	2	0	6	6	1	5	1	102	9	0	139
Suspected tuberculosis (TB)	< 5	3	0	0	0	0	0	0	1	1	0	0	0	0	0	5
	≥ 5	1	1	0	0	0	0	9	6	0	0	7	1	2	0	27
Suspected pertussis (PER)	< 5	32	0	4	0	0	0	1	0	0	0	0	16	0	0	53
	≥ 5	34	1	0	0	0	0	2	0	0	0	0	5	0	0	42
suspected leishmaniasis (LSH)	< 5	72	25	6	0	0	2	137	15	9	0	3	296	2	1	568
	≥ 5	80	139	13	0	1	6	622	72	24	1	6	435	16	12	1 427
Suspected chickenpox (CHP)	< 5	7	27	50	0	0	3	14	1	1	2	0	70	2	0	177
	≥ 5	39	28	23	0	4	3	22	1	8	2	1	14	9	0	154
Scabies (SCA)	< 5	40	17	0	0	0	5	12	1	3	0	5	82	1	0	166
	≥ 5	86	23	1	0	4	13	52	7	24	14	12	142	4	4	386
Lice (LIC)	< 5	100	12	1	3	0	22	19	2	12	3	3	43	3	0	223
	≥ 5	155	45	1	6	2	121	83	34	19	46	15	96	13	0	636
Suspected mumps (MUM)	< 5	1	0	12	0	0	0	2	1	0	0	0	9	0	0	25
	≥ 5	23	6	6	0	0	0	2	5	6	0	1	10	0	0	59
Others	< 5	0	50	0	0	1	6	7	6	15	5	0	49	0	0	139
	≥ 5	0	62	0	0	5	3	0	4	33	8	2	69	39	0	225
Total of < 5		1 742	1 293	668	118	321	2 390	2 518	518	363	639	1 086	3 773	1 015	1 629	18 073
Total of ≥ 5		1 854	1 803	502	246	614	3 778	3 442	597	633	785	1 562	3 956	1 972	3 847	25 591
Grand total		3 596	3 096	1 170	364	935	6 168	5 960	1 115	996	1 424	2 648	7 729	2 987	5 476	43 664