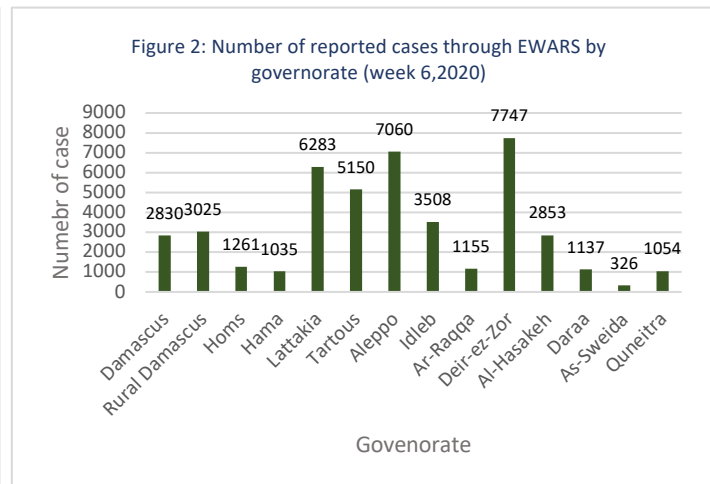
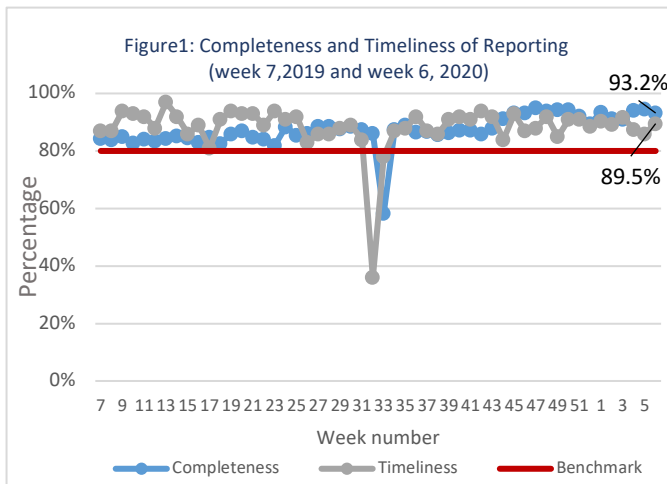


Highlights

- A total of 303 527 consultations were recorded in all the 14 governorates in week 6.
- The leading causes of morbidity among all age groups were influenza-like illnesses (67.2%) and acute diarrhea (18.9%).
- Six acute flaccid paralysis cases were reported from Hama (2), Damascus (1), Tartous (1), Lattakia (1), and Deir-ez-zor (1) case.
- 34 suspected measles cases were reported during week 6. The laboratory result showed all negative for measles.
- There is an upward trend of SARI was observed. In total, 686 SARI cases were reported during week 6.
- There is an increase of cases in Aleppo; a total of 911 cases were reported in week 6 which increased by 12.2% compared to the average of previous four weeks.

Performance Indicators

- A total of 1177 out of 1263 active reporting sites (93.2%) in all 14 governorates of Syria reported through EWARS, with 89.5% timeliness among those sites providing data during week 6 (Figure 1).



Morbidity

1. Proportional Morbidity

- A total of 303 527 consultations were recorded in 1177 health facilities in 14 governorates in week 6, 2020. Among them, 44 424 cases were EWARS notifiable health conditions (Figure 2).
- Among all age groups, the leading causes of morbidity influenza-like illnesses (ILI) (67.2%), and acute diarrhea (AD) (18.9%).
- Of the 44 424 total reported cases, 50.8% (22 603) were female, and 43.5% (19 341) were children under 5 years old.
- Among children under 5 years of age, 66.3% of cases are ILI, and AD representing 22.2% of the cases during this reporting period (Figure 3).
- The proportional morbidity of ILI is 9.9% and there has been an upward trend of ILI observed; increased by 0.3% from the previous week (Figure 4).

Figure 3: Proportional morbidity by age group in week 6, 2020

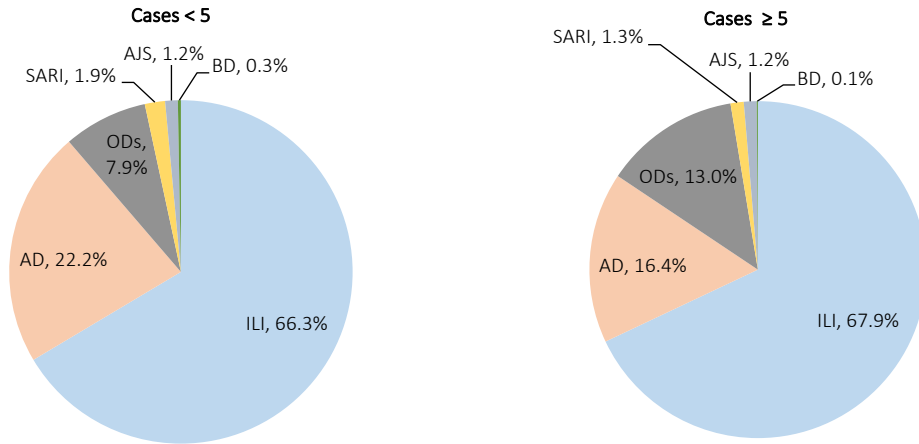
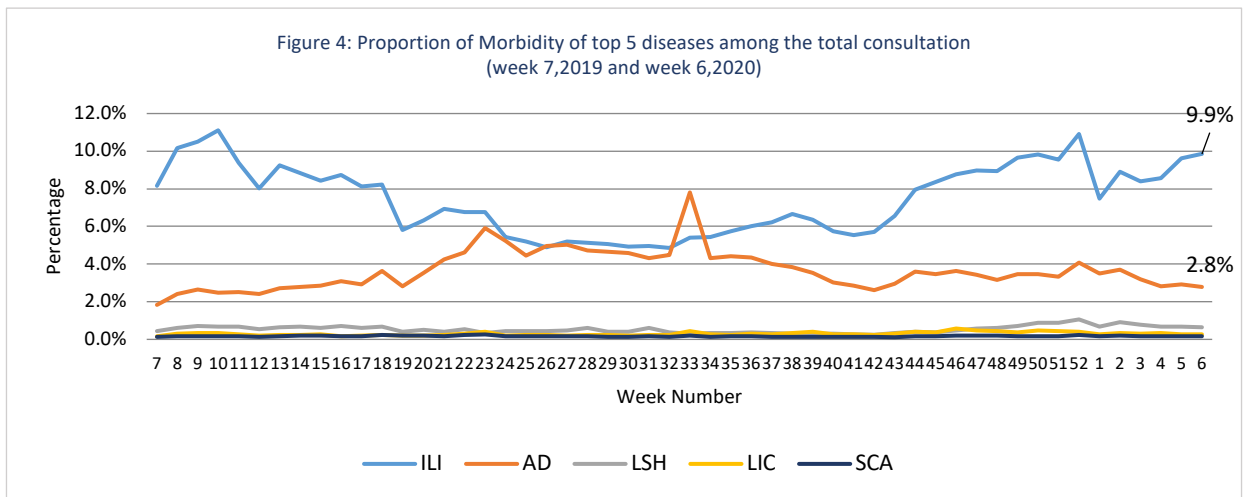


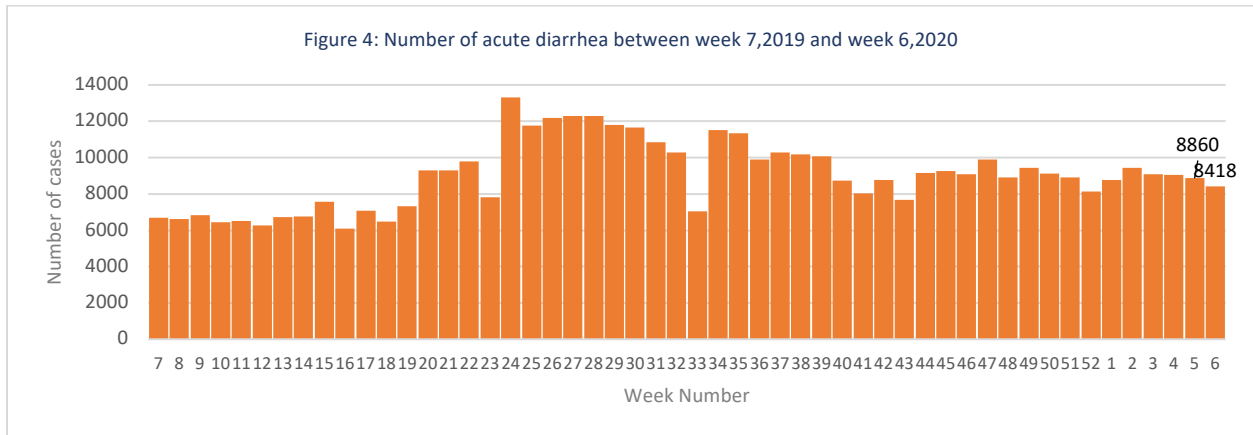
Figure 4: Proportion of Morbidity of top 5 diseases among the total consultation (week 7, 2019 and week 6, 2020)



2. Waterborne Diseases

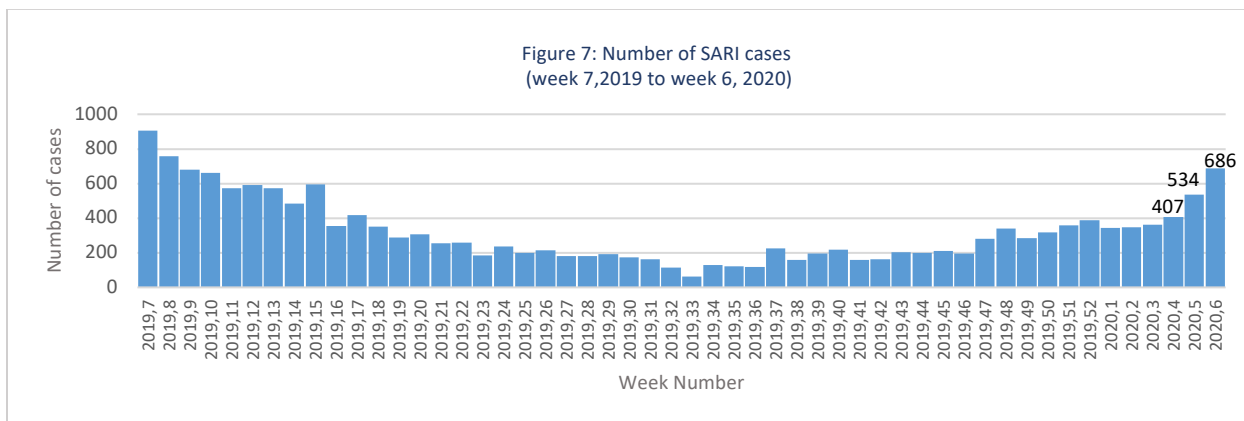
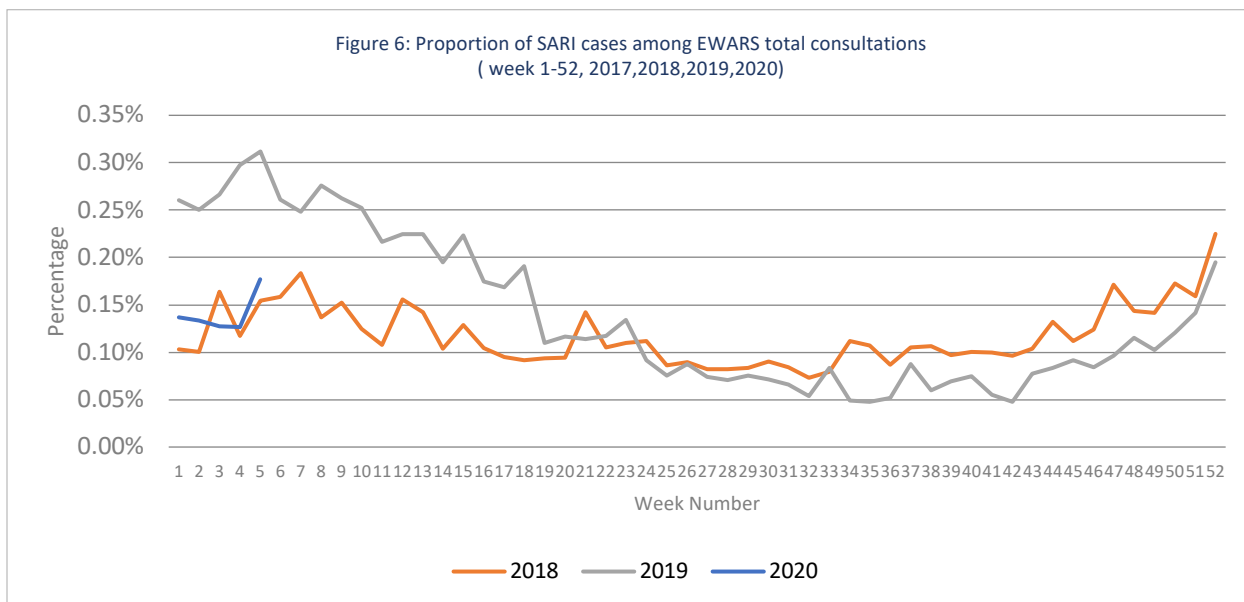
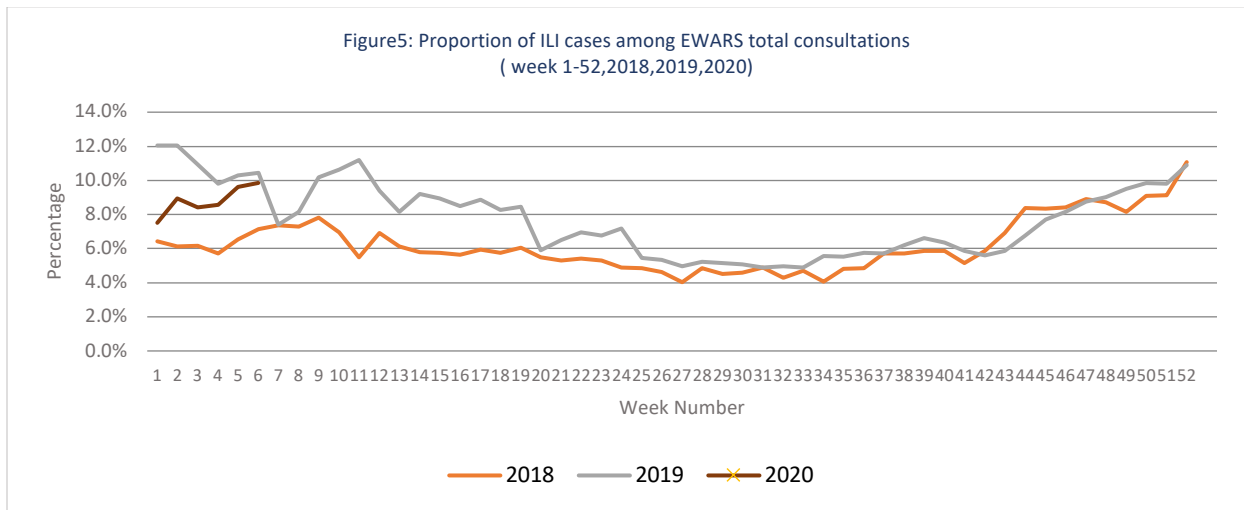
- There are no cases of acute watery diarrhea (AWD) reported in week 6.
- A total of 8418 AD cases were reported during week 6, and there is a slight decrease trend observed (Figure 4).

Figure 4: Number of acute diarrhea between week 7, 2019 and week 6, 2020



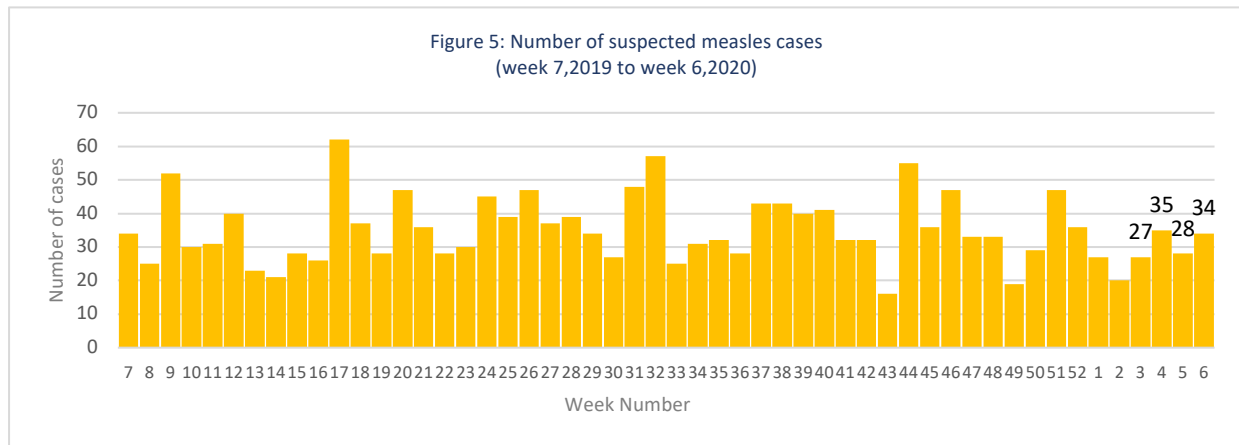
3. Respiratory Diseases

- In total, 29 899 ILI cases were reported during week 6, which increased by 15.3% compared to the average of previous four weeks.
- There is an upward trend of SARI was observed. In total, 686 SARI cases were reported during week 6, which increased by 66.0% compared to the average of the previous four weeks (Figure 7).



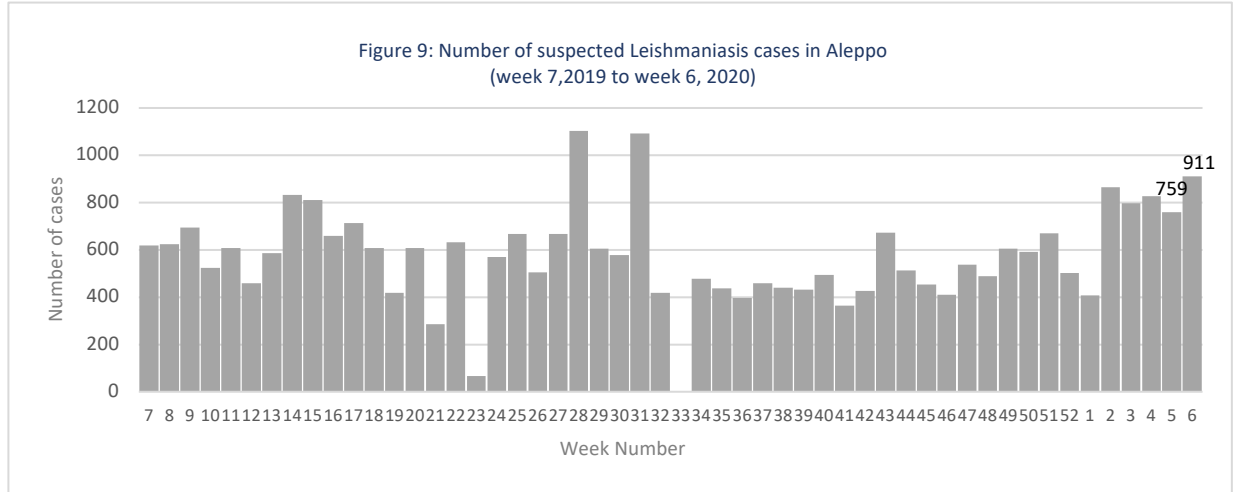
4. Vaccine Preventable Diseases

- Six cases of acute flaccid paralysis (AFP) were reported in week 6, Hama (2), Damascus (1), Tartous (1), Lattakia (1), and Deir-ez-zor (1) case.
- A total of 34 suspected measles were reported in week 6. The number of cases increased by 18.8% compared to the average of the previous four weeks. Most cases were reported from Ar-Raqqa (10), Idleb (6), and Deir-ez-Zor (5).



5. Other Diseases

- 4 714 cases were reported as “other diseases” through EWARS. The health conditions with the highest incidents were leishmaniasis (1979), lice (844), and scabies (541).
- During week 6, most of suspected leishmaniasis cases were reported from Aleppo (46%), Deir-ez-Zor (34.7%), and Idleb (7.1%). There is an increase of cases in Aleppo; a total of 911 cases were reported in week 6 which increased by 12.2% compared to the average of previous four weeks.



Public Health Response Actions

Suspected measles

A total of 34 suspected measles cases was reported during week 6. All the cases were investigated by rapid response teams of the health directorates except for the cases reported from Idleb governorate (6 cases) where the access is limited. The blood specimens from 28 suspected cases were collected and tested for IgM ELISA at the reference laboratory in Damascus. All the cases tested were negative for measles.

Severe acute respiratory infection (SARI)

During week 6, a total of 30 SARI case admitted in ICU including eight deaths were tested for influenza. Among them, 16 cases were positive for influenza type A (not subtyped). Most of the cases reported from Lattakia (4, 25.0%), Damascus (4, 25.0%) and Homs (3, 18.7%)

COVID-19

- By week 6, there was no confirmed case of COVID-19 was reported in Syria.
- WHO support MOH to enhance the preparedness for COVID-19; Provided PPE (500 alcohol gel, PPE (1000 surgical masks, 10,000 surgical masks, 1000 gloves, 17,000 disposable gown, 200 googles), and 50 stethoscopes/sphygmomanometer/pulse oximeters and hygiene products were delivered to MOH.

Comparison with Previous Week by Health Condition

Disease	Week 5	Week 6
Acute diarrhea (AD)	8 860	8 418
Bloody diarrhea (BD)	88	82
Acute watery diarrhea (AWD)	0	0
Acute jaundice syndrome (AJS)	365	539
Influenza like illness (ILI)	29 051	29 899
Acute flaccid paralysis (AFP)	8	6
Suspected measles (SM)	28	34
Suspected meningitis (SMN)	43	46
Typhoid fever (TYF)	222	191
Brucellosis (BRU)	153	224
Suspected tuberculosis (TB)	32	26
Severe acute respiratory infection (SARI)	534	686
Suspected pertussis (PER)	95	120
suspected leishmaniasis (LSH)	1 995	1 979
Suspected chickenpox (CHP)	331	327
Scabies (SCA)	552	541
Lice (LIC)	859	844
Suspected mumps (MUM)	84	120
Others	364	342
Total	43 664	44 424

		Idleb	Al-Hasakeh	Ar-Raqqa	As-Sweida	Quneitra	Lattakia	Aleppo	Hama	Homs	Dar'a	Damascus	Deir-ez-Zor	Rural Damascus	Tartous	Total
Acute diarrhoea (AD)	< 5	580	386	188	29	55	410	421	175	147	153	404	1 007	219	132	4 306
	≥ 5	557	237	106	18	58	532	404	95	121	180	404	1 045	216	139	4 112
Bloody diarrhoea (BD)	< 5	0	5	6	0	0	0	2	0	0	3	2	37	0	0	55
	≥ 5	0	2	9	0	0	0	0	0	0	3	2	11	0	0	27
Acute watery diarrhoea (AWD)	< 5	0	0	0	0	0	0	0	0	0	0	0	0	0	0	0
	≥ 5	0	0	0	0	0	0	0	0	0	0	0	0	0	0	0
Acute jaundice syndrome (AJS)	< 5	43	5	56	0	15	2	8	6	0	3	5	86	1	0	230
	≥ 5	36	11	30	4	75	4	12	17	7	11	13	67	20	2	309
Influenza like illness (ILI)	< 5	782	774	433	96	356	2 005	2 232	295	361	350	778	1 957	996	1 439	12 854
	≥ 5	771	1 102	219	148	487	3 031	2 769	119	462	390	1 019	1 929	1 409	3 190	17 045
Acute flaccid paralysis (AFP)	< 5	0	0	0	0	0	0	0	1	0	0	1	0	0	0	2
	≥ 5	0	0	0	0	0	1	0	1	0	0	0	1	0	1	4
Suspected measles (SM)	< 5	3	0	10	0	0	0	2	1	1	2	0	2	0	0	21
	≥ 5	3	1	0	0	0	2	1	0	1	0	1	3	0	1	13
Suspected meningitis (SMN)	< 5	8	2	1	0	1	3	1	0	1	0	3	7	0	0	27
	≥ 5	6	1	1	1	0	0	4	3	2	0	1	0	0	0	19
Severe acute respiratory infection (SARI)	< 5	1	18	12	0	0	6	16	119	9	0	79	13	0	96	369
	≥ 5	1	15	4	19	0	26	16	46	0	0	73	9	0	108	317
Typhoid fever (TYF)	< 5	20	0	0	0	0	0	1	0	0	0	0	8	2	0	31
	≥ 5	19	1	6	0	0	0	3	9	1	6	0	110	5	0	160
Brucellosis (BRU)	< 5	4	0	1	0	0	0	0	0	0	0	0	3	2	0	10
	≥ 5	7	3	6	0	0	1	6	5	3	8	4	159	12	0	214
Suspected tuberculosis (TB)	< 5	1	0	0	0	0	0	1	0	0	0	0	0	0	0	2
	≥ 5	1	0	0	0	0	1	15	0	0	1	1	1	4	0	24
Suspected pertussis (PER)	< 5	42	0	2	0	0	0	7	0	0	0	0	33	4	0	88
	≥ 5	18	1	0	0	0	0	1	0	0	0	0	11	1	0	32
suspected leishmaniasis (LSH)	< 5	71	26	5	0	0	0	207	6	0	0	6	299	5	2	627
	≥ 5	70	47	4	3	0	7	704	79	4	1	10	387	17	19	1352
Suspected chickenpox (CHP)	< 5	15	41	21	0	1	1	7	0	2	1	3	70	3	1	166
	≥ 5	37	29	10	0	0	1	20	14	8	0	3	24	12	3	161
Scabies (SCA)	< 5	41	9	0	0	0	2	5	1	6	2	0	67	2	0	135
	≥ 5	85	22	0	0	2	20	58	4	18	6	9	168	6	8	406
Lice (LIC)	< 5	106	4	0	4	0	25	16	2	5	5	1	36	7	0	211
	≥ 5	153	3	1	4	1	195	96	30	18	5	6	78	35	8	633
Suspected mumps (MUM)	< 5	0	3	17	0	0	0	2	1	0	1	0	26	3	0	53
	≥ 5	27	19	7	0	0	0	3	1	0	0	0	10	0	0	67
Others	< 5	0	52	0	0	2	3	8	4	45	4	0	34	2	0	154
	≥ 5	0	34	0	0	1	5	12	1	39	2	2	49	42	1	188
Total of < 5		1 717	1 325	752	129	430	2 457	2 936	611	577	524	1 282	3 685	1 246	1 670	19 341
Total of ≥ 5		1 791	1 528	403	197	624	3 826	4 124	424	684	613	1 548	4 062	1 779	3 480	25 083
Grand total		3 508	2 853	1 155	326	1 054	6 283	7 060	1 035	1 261	1 137	2 830	7 747	3 025	5 150	44 424