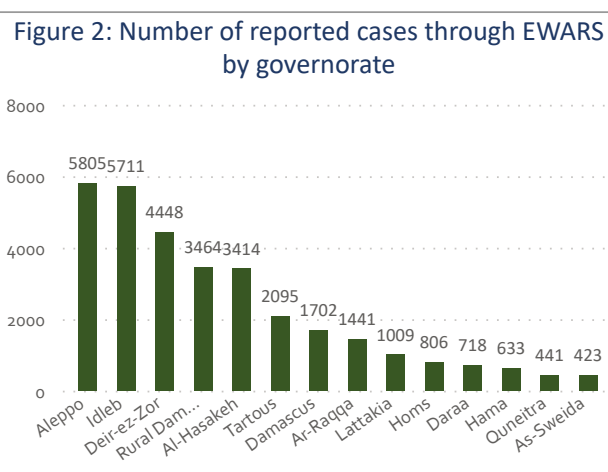
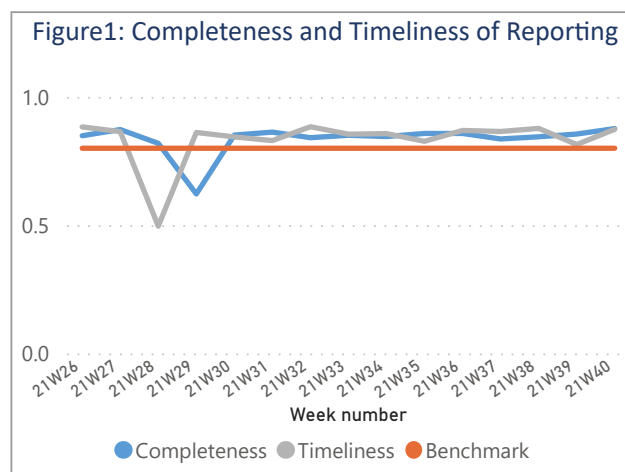


Highlights

- A total of 182,136 consultations were recorded in all the 14 governorates
- The leading causes of morbidity among all age groups were Influenza Like Illness 16,939 (52.75%) and Acute Diarrhea 9,141 (28.47%).
- A total of 18,975 suspected COVID-19 cases were reported by EWARS system, Most of the cases were reported from Aleppo (3,973), Idleb (2,667) and Deir-ez-Zor (2,480)
- MoH reported 2,017 confirmed cases of COVID-19, the cumulative number of COVID-19 confirmed cases is 36,713
- 7 AFP cases reported in Damascus (4) Hama (1) Tartous (1) Deir-ez-Zor (1).
- 27 suspected measles cases in Idleb (12) Damascus (4) Daraa (3) Al-Hasakeh (2) Aleppo (2) As-Sweida (2) Homs (1) Hama (1)

Performance Indicators

- A total of 1,188 out of 1,354 active reporting sites (87.74%) in all 14 governorates of Syria reported through EWARS, with 87.37% timeliness among those sites providing data during the week (Figure 1)



Morbidity

- A total of 182,136 consultations were recorded in 1,188 health facilities in 14 governorates. Among them, 32,110 cases were EWARS notifiable health conditions (Figure 2)
- The leading causes of morbidity among all age groups were Influenza Like Illness 16,939 (52.75%) and Acute Diarrhea 9,141 (28.47%).
- Of the 32,110 total reported cases, 52.46% (16,846) were female, and 34.36% (11,032) were children under 5 years old
- Children under 5 years of age 49.65% of cases are ILI, and ILI representing 54.38% of the cases above 5 years during this reporting period (Figure 3)
- The proportional morbidity of ILI is 9.93% and the upwards trend was observed: 0.63% from the previous week (Figure 4)
- The proportional morbidity of AD is 4.04% and the downwards trend was observed: -0.98% from the previous week (Figure 4)

Figure 3: Proportional morbidity by age group

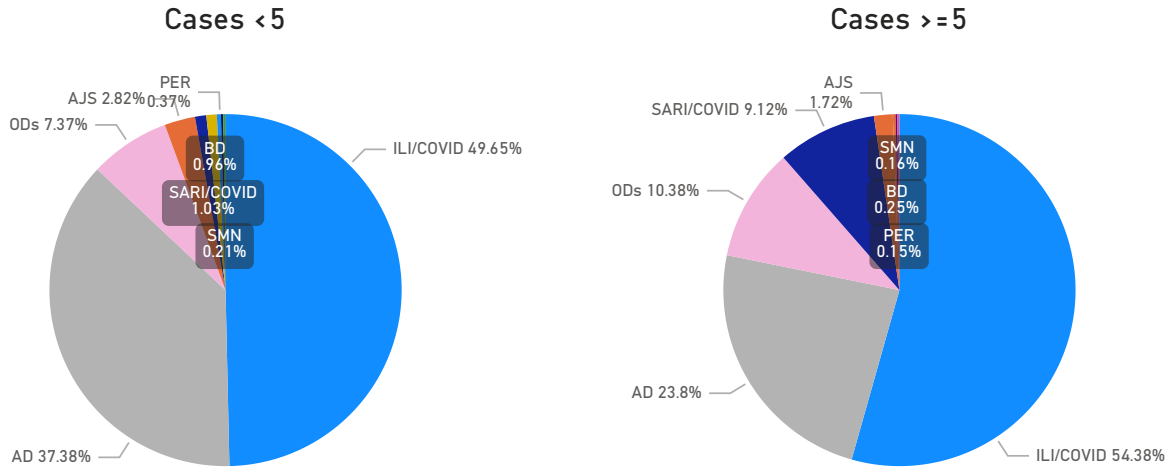
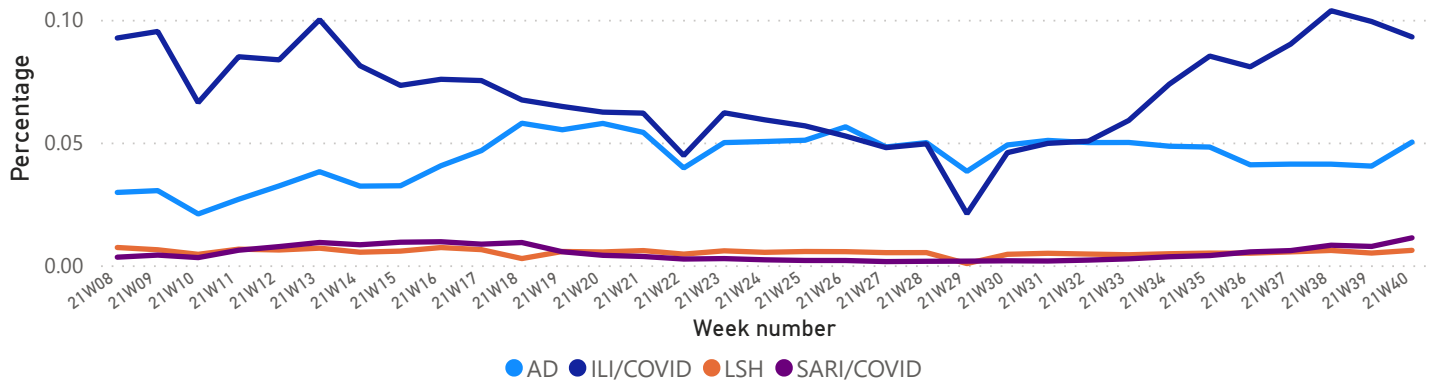


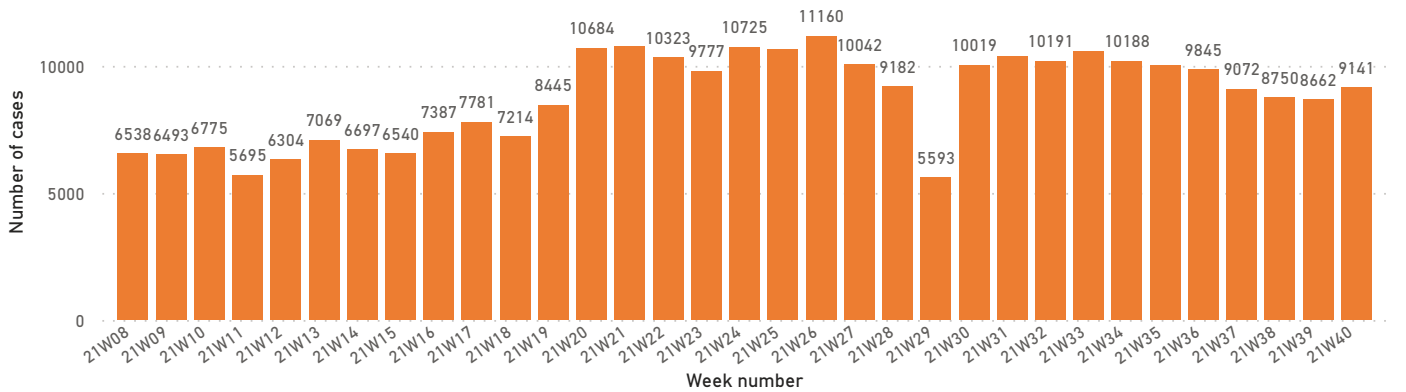
Figure 4: Proportion of Morbidity of top 4 diseases among the total consultation by week



1. Waterborne Diseases

- There was 0 case of acute watery diarrhea (AWD)
- A total of 9,141 AD cases were reported during this week

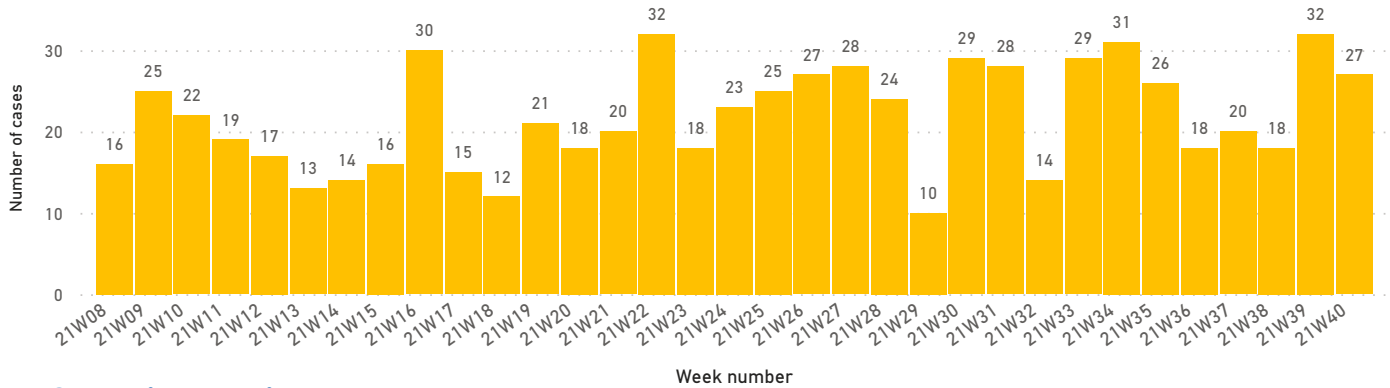
Figure 5: Number of acute diarrhea by week



2. Vaccine Preventable Diseases

- 7 cases of acute flaccid paralysis (AFP) were reported in this week
- Number of suspected measles in the reporting week was (27) cases. Most cases were reported from Idleb (12) Damascus (4) Daraa (3) Al-Hasakeh (2) Aleppo (2) As-Sweida (2) Homs (1) Hama (1).

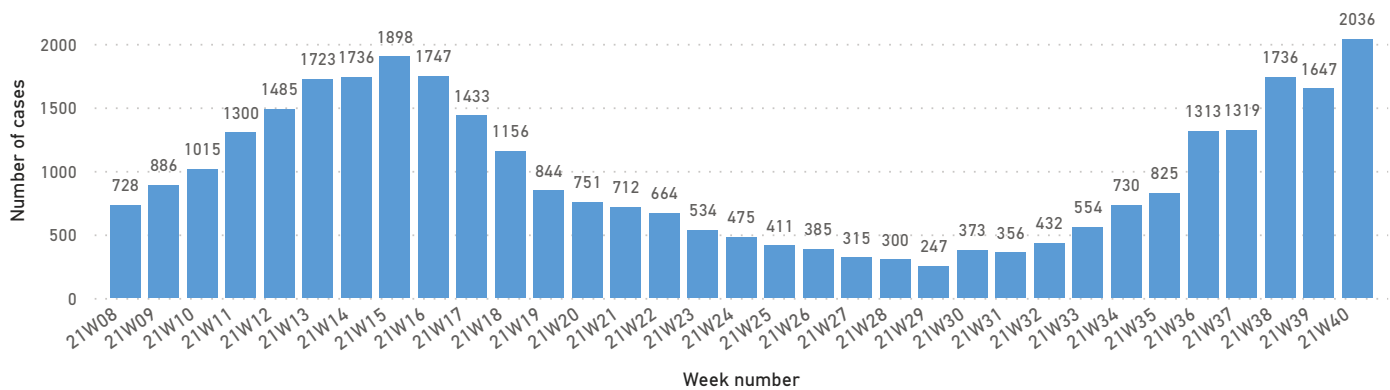
Figure 6: Suspected measles cases by week



3. Respiratory Diseases

- In total, 16,939 ILI cases were reported during week.
- In total, 2,036 SARI cases were reported, and the trend is shown in (Figure 7). Most of the cases were reported from Tartous (543) Aleppo (503) Damascus (201) Rural Damascus (193) Hama (177) As-Sweida (153) Homs (91) Deir-ez-Zor (55) Quneitra (50) Al-Hasakeh (38) Ar-Raqqa (27) Daraa (25)

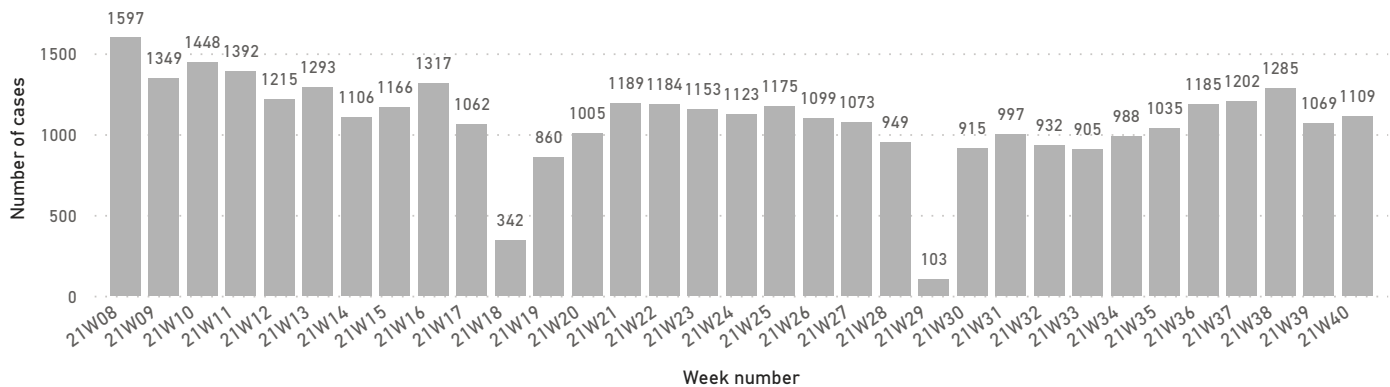
Figure 7: SARI cases by week



4. Other Diseases

- 3,001 cases were reported as "other diseases" through EWARS. The health conditions with the highest incidents were Leishmaniasis (1,109) Lice (814) and Scabis (339)
- During this week, most of suspected leishmaniasis cases were reported from Al-Hasakeh (432) Aleppo (397) Idleb (155)

Figure 8: Suspected Leishmaniasis cases by week



COVID-19

- As of 9 October 2021, a total of 36,713 confirmed cases – in 14 governorates, Damascus (7,479) (20.37%), Lattakia (6,620) (18.03%), Aleppo (6,099) (16.61%), Homs (3,981) (10.84%), Rural Damascus (3,541) (9.65%), Tartous (2,322) (6.32%), Dar'a (1,713) (4.67%), Hama (1,658) (4.52%), As-Sweida (1,591) (4.33%), Quneitra (637)(1.74%), Deir-ez-Zor (539) (1.47%), Al-Hasakeh (501) (1.36%), Ar-Raqqa (25) (0.07%), Idleb (7) (0.02%),
- Number of deaths related to COVID-19 is 2,332 in 11 governorates, CFR 6.4%
- A total of 18,975 suspected COVID-19 cases were reported by EWARS system, in this week. Most of cases were reported from Aleppo (3,973), Idleb (2,667) and Deir-ez-Zor (2,480)
- 4,549 cases are Still Active (12.39%), 29,624 cases are Recovered (80.69%).

Figure 9: Confirmed COVID-19 cases by outcome

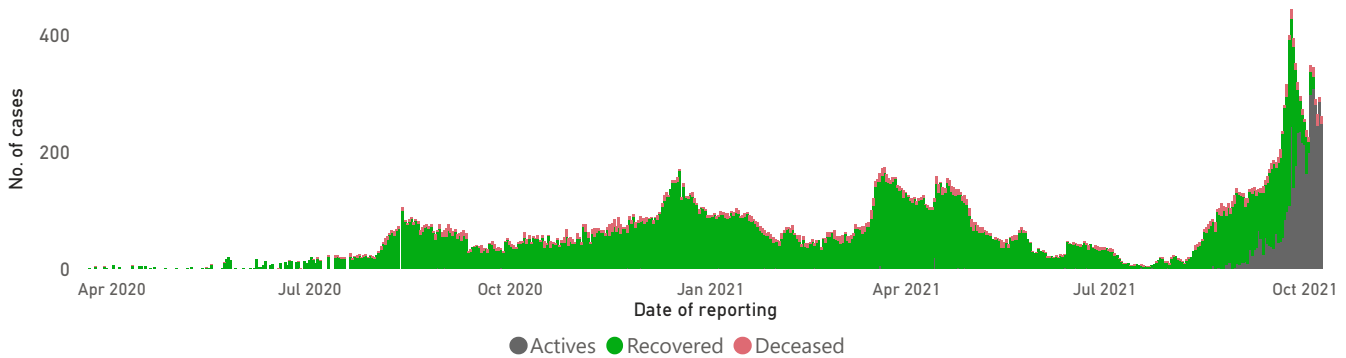
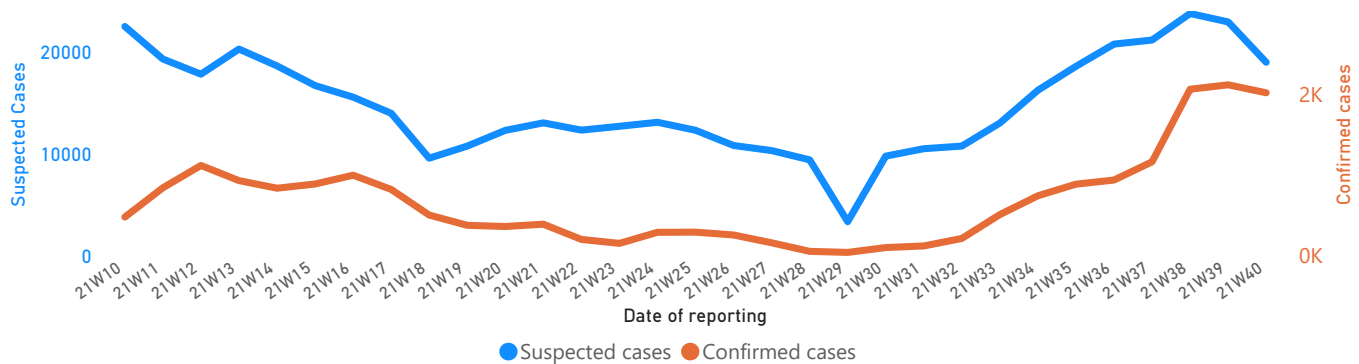


Figure 10: Suspected and confirmed COVID-19 cases by week



Comparison with Previous Week by Health

DiseaseName	21W37	21W38	21W39	21W40	Total
Acute bloody diarrhea	146	136	130	158	570
Acute Diarrhea	9,072	8,750	8,662	9,141	35,625
Acute Flaccid Paralysis	8	11	7	7	33
Acute Watery diarrhea (suspected cholera)	1	0	0	0	1
Brucellosis	194	194	194	136	718
chicken pox	158	160	136	116	570
Influenza Like Illness	19,835	22,027	21,290	16,939	80,091
Leishmaniasis	1,202	1,285	1,069	1,109	4,665
Lice	647	646	729	814	2,836
Measles and Rubella	20	18	32	27	97
Meningitis	40	41	39	56	176
Mumps	109	85	102	95	391
Others	281	243	245	147	916
Pertussis	68	48	54	72	242
SARI	1,319	1,736	1,647	2,036	6,738
Scabis	284	324	329	339	1,276
Suspected Hepatitis (Jaundice)	584	625	623	673	2,505
Tuberculosis	13	18	21	16	68
Typhoid Fever	304	303	312	229	1,148
Total	34,285	36,650	35,621	32,110	138,666

Case Distribution by Age Group, and by Governorate

Week 2021 Week 40 (3 - 9 October 2021)

DiseaseGroup	Aleppo	Al-Hasakeh	Ar-Raqqa	As-Sweida	Damascus	Daraa	Deir-ez-Zor	Hama	Homs	Idleb	Lattakia	Quneitra	Rural Damascus	Tartous	Total
▼ Priority Diseases	5,188	2,841	1,413	419	1,664	672	4,071	517	764	4,733	1,004	420	3,321	2,082	29,109
Suspected Hepatitis (Jaundice)	122	39	225	0	15	25	108	27	25	62	9	3	9	4	673
Less than 5 years	39	17	130	0	5	13	64	8	3	29	1	1	0	1	311
5 years or more	83	22	95	0	10	12	44	19	22	33	8	2	9	3	362
SARI	503	38	27	153	201	5	55	177	91	0	0	50	193	543	2,036
Less than 5 years	22	16	2	0	17	0	4	12	6	0	0	0	0	35	114
5 years or more	481	22	25	153	184	5	51	165	85	0	0	50	193	508	1,922
Pertussis	3	0	0	0	1	0	47	0	0	21	0	0	0	0	72
Less than 5 years	1	0	0	0	1	0	30	0	0	9	0	0	0	0	41
5 years or more	2	0	0	0	0	0	17	0	0	12	0	0	0	0	31
Meningitis	2	0	20	0	2	2	4	7	0	15	0	0	2	2	56
Less than 5 years	2	0	10	0	0	2	1	3	0	5	0	0	0	0	23
5 years or more	0	0	10	0	2	0	3	4	0	10	0	0	2	2	33
Measles and Rubella	2	2	0	2	4	3	0	1	1	12	0	0	0	0	27
Less than 5 years	2	2	0	2	4	3	0	0	1	5	0	0	0	0	19
5 years or more	0	0	0	0	0	0	0	1	0	7	0	0	0	0	8
Influenza Like Illness	3,470	1,669	589	233	1,053	371	2,425	116	533	2,667	679	314	1,510	1,310	16,939
Less than 5 years	1,160	469	276	14	265	130	1,239	56	140	579	271	91	498	289	5,477
5 years or more	2,310	1,200	313	219	788	241	1,186	60	393	2,088	408	223	1,012	1,021	11,462
Acute Watery diarrhea (suspected cholera)	0	0	0	0	0	0	0	0	0	0	0	0	0	0	0
Less than 5 years	0	0	0	0	0	0	0	0	0	0	0	0	0	0	0
5 years or more	0	0	0	0	0	0	0	0	0	0	0	0	0	0	0
Acute Flaccid Paralysis	0	0	0	0	4	0	1	1	0	0	0	0	0	1	7
Less than 5 years	0	0	0	0	1	0	1	1	0	0	0	0	0	1	4
5 years or more	0	0	0	0	3	0	0	0	0	0	0	0	0	0	3
Acute Diarrhea	1,084	1,077	505	31	383	257	1,348	188	114	1,954	314	53	1,607	222	9,141
Less than 5 years	566	572	280	15	195	93	856	130	48	976	149	19	163	62	4,124
5 years or more	520	505	225	16	188	164	492	58	66	980	165	34	1,444	160	5,017
Acute bloody diarrhea	0	16	47	0	1	9	83	0	0	0	2	0	0	0	158
Less than 5 years	0	7	27	0	0	5	67	0	0	0	0	0	0	0	106
5 years or more	0	9	20	0	1	4	16	0	0	0	2	0	0	0	52
Other Diseases	617	573	28	4	38	46	377	116	42	978	5	21	143	13	3,001
Typhoid Fever	6	0	5	0	0	26	133	6	0	47	0	0	5	1	229
Less than 5 years	1	0	0	0	0	0	11	0	0	29	0	0	2	0	43
5 years or more	5	0	5	0	0	26	122	6	0	18	0	0	3	1	186
Tuberculosis	9	0	0	0	1	0	0	0	0	2	0	0	4	0	16
Less than 5 years	0	0	0	0	0	0	0	0	0	0	0	0	0	0	0
5 years or more	9	0	0	0	1	0	0	0	0	2	0	0	4	0	16
Scabies	62	25	0	3	4	3	91	14	10	111	0	4	6	6	339
Less than 5 years	10	9	0	0	1	0	9	2	0	37	0	0	0	0	68
5 years or more	52	16	0	3	3	3	82	12	10	74	0	4	6	6	271
Others	1	66	0	0	13	12	11	0	12	0	0	9	23	0	147
Less than 5 years	1	40	0	0	9	0	11	0	1	0	0	4	3	0	69
5 years or more	0	26	0	0	4	12	0	0	11	0	0	5	20	0	78
Mumps	2	3	0	0	0	0	6	0	0	84	0	0	0	0	95
Less than 5 years	1	2	0	0	0	0	3	0	0	2	0	0	0	0	8
5 years or more	1	1	0	0	0	0	3	0	0	82	0	0	0	0	87
Lice	119	43	2	0	5	5	35	15	1	497	0	3	89	0	814
Less than 5 years	10	20	0	0	0	2	4	6	0	212	0	1	5	0	260
5 years or more	109	23	2	0	5	3	31	9	1	285	0	2	84	0	554
Leishmaniasis	397	432	9	0	0	0	43	48	13	155	5	0	1	6	1,109
Less than 5 years	82	125	1	0	0	0	11	4	0	80	0	0	0	0	303
5 years or more	315	307	8	0	0	0	32	44	13	75	5	0	1	6	806
chicken pox	10	1	8	1	2	0	8	0	2	75	0	5	4	0	116
Less than 5 years	3	1	0	1	0	0	7	0	2	34	0	1	3	0	52
5 years or more	7	0	8	0	2	0	1	0	0	41	0	4	1	0	64
Brucellosis	11	3	4	0	13	0	50	33	4	7	0	0	11	0	136
Less than 5 years	3	0	0	0	0	0	7	0	0	0	0	0	0	0	10
5 years or more	8	3	4	0	13	0	43	33	4	7	0	0	11	0	126
Total	5,805	3,414	1,441	423	1,702	718	4,448	633	806	5,711	1,009	441	3,464	2,095	32,110