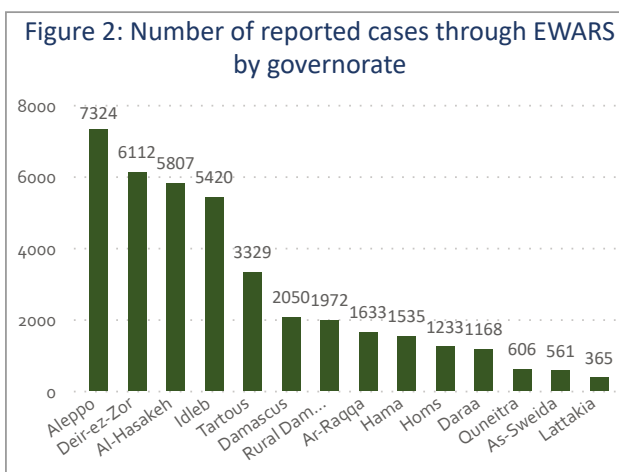
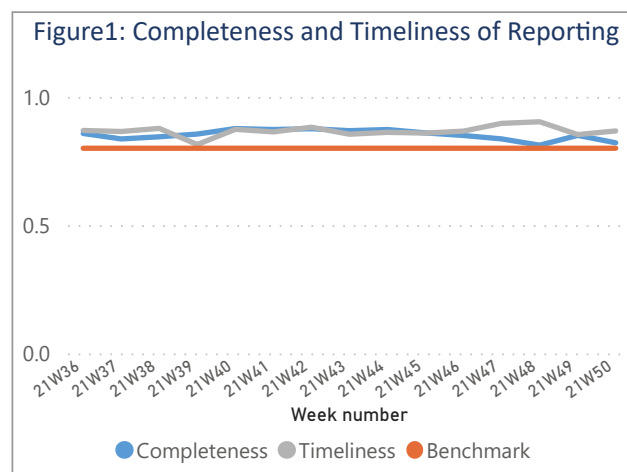


Highlights

- A total of 226,051 consultations were recorded in all the 14 governorates
- The leading causes of morbidity among all age groups were Influenza Like Illness 22890 (58.52%) and Acute Diarrhea 7384 (18.88%).
- A total of 24,820 suspected COVID-19 cases were reported by EWARS system, Most of the cases were reported from Aleppo (4,707), Deir-ez-Zor (3,812) and Tartous (3,018)
- MoH reported 504 confirmed cases of COVID-19, the cumulative number of COVID-19 confirmed cases is 49,693
- 1 AFP cases reported in Damascus (1).
- 11 suspected measles cases in Idleb (4) Daraa (2) As-Sweida (1) Damascus (1) Rural Damascus (1) Aleppo (1) Hama (1)

Performance Indicators

- A total of 1,140 out of 1,388 active reporting sites (82.13%) in all 14 governorates of Syria reported through EWARS, with 86.75% timeliness among those sites providing data during the week (Figure 1)



Morbidity

- A total of 226,051 consultations were recorded in 1,140 health facilities in 14 governorates. Among them, 39,115 cases were EWARS notifiable health conditions (Figure 2)
- The leading causes of morbidity among all age groups were Influenza Like Illness 22,890 (58.52%) and Acute Diarrhea 7,384 (18.88%).
- Of the 39,115 total reported cases, 50.37% (19,702) were female, and 40.81% (15,961) were children under 5 years old
- Children under 5 years of age 59.33% of cases are ILI, and ILI representing 57.96% of the cases above 5 years during this reporting period (Figure 3)
- The proportional morbidity of ILI is 10.13% and the **downwards** trend was observed: -0.01% from the previous week (Figure 4)
- The proportional morbidity of AD is 3.27% and the **downwards** trend was observed: -0.12% from the previous week (Figure 4)

Figure 3: Proportional morbidity by age group

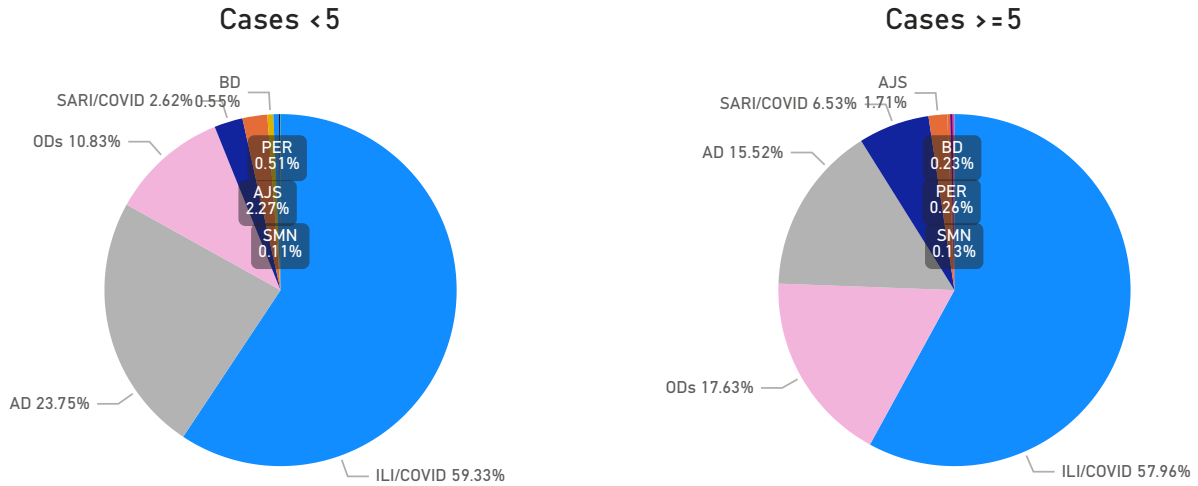
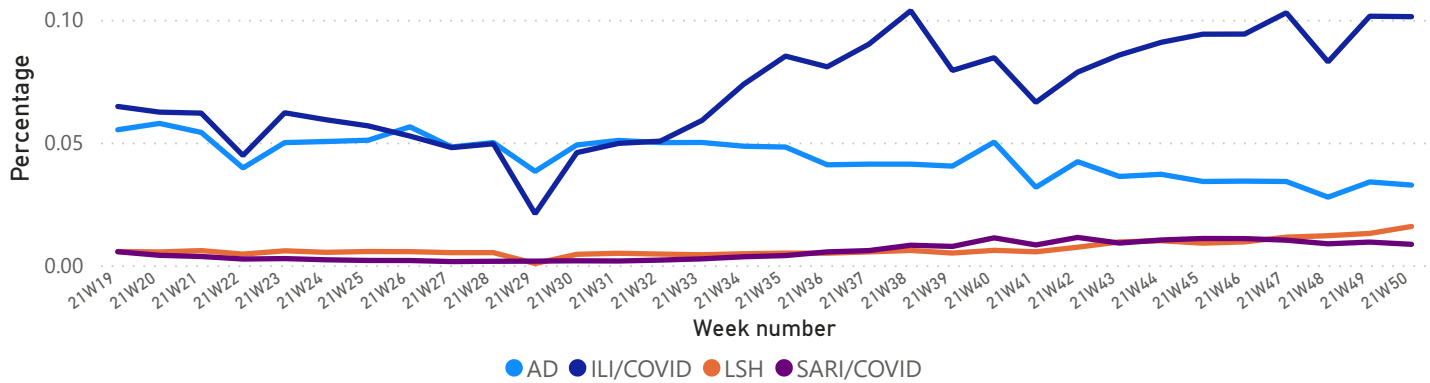


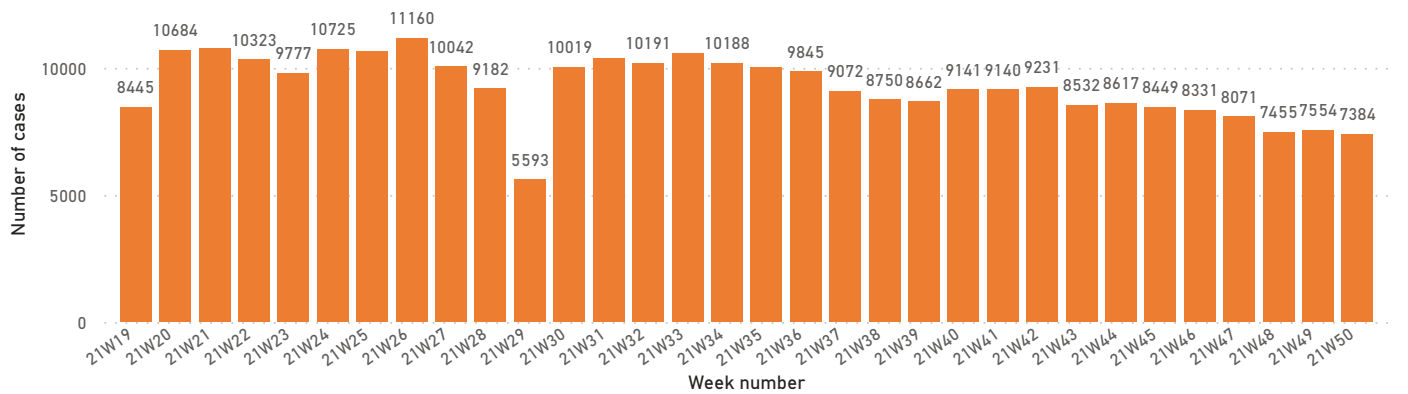
Figure 4: Proportion of Morbidity of top 4 diseases among the total consultation by week



1. Waterborne Diseases

- There was 0 case of acute watery diarrhea (AWD)
- A total of 7,384 AD cases were reported during this week

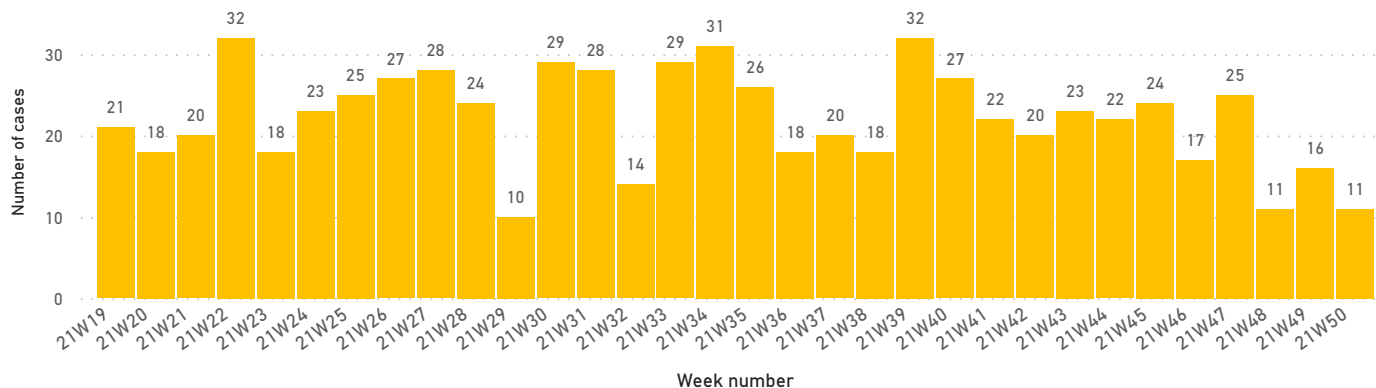
Figure 5: Number of acute diarrhea by week



2. Vaccine Preventable Diseases

- 1 cases of acute flaccid paralysis (AFP) were reported in this week
- Number of suspected measles in thre reporting week was (11) cases. Most cases were reported from Idleb (4) Daraa (2) As-Sweida (1) Damascus (1) Rural Damascus (1) Aleppo (1) Hama (1).

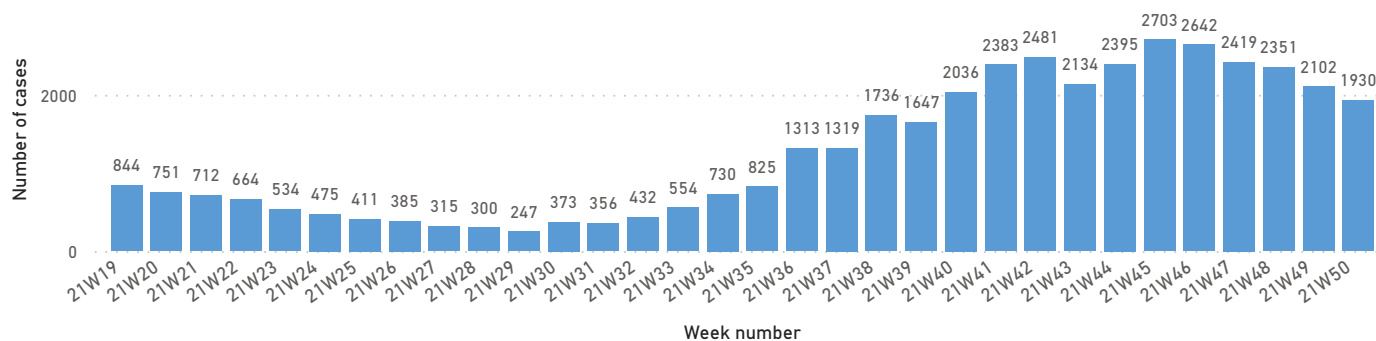
Figure 6: Suspected measles cases by week



3. Respiratory Diseases

- In total, 22,890 ILI cases were reported during week.
- In total, 1,930 SARI cases were reported, and the trend is shown in (Figure 7). Most of the cases were reported from Tartous (455) Damascus (418) Hama (333) Homs (157) Aleppo (155) Al-Hasakeh (102) As-Sweida (101) Daraa (54) Ar-Raqqa (48) Rural Damascus (45) Quneitra (35) Deir-ez-Zor (27)

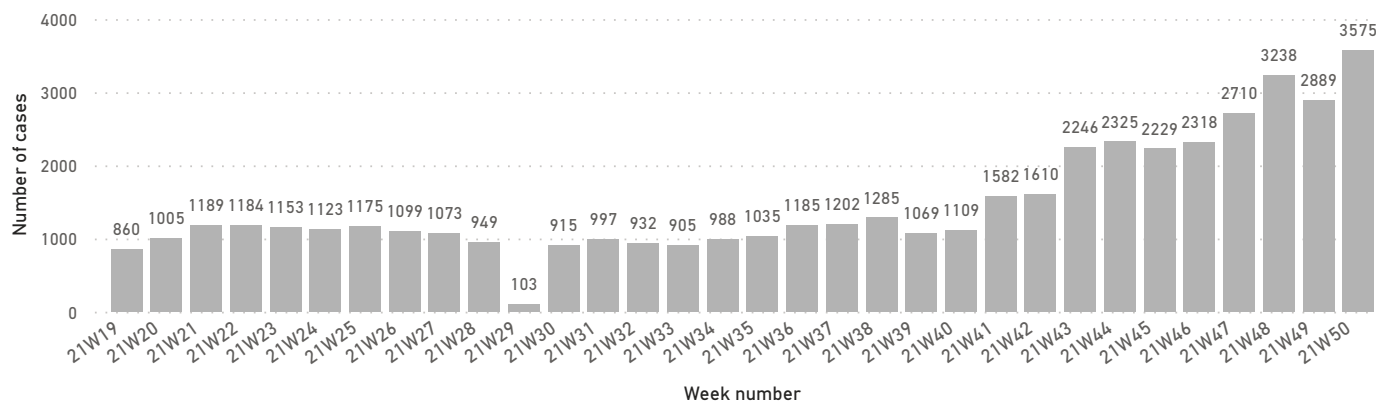
Figure 7: SARI cases by week



4. Other Diseases

- 5,809 cases were reported as "other diseases" through EWARS. The health conditions with the highest incidents were Leishmaniasis (3,575) Lice (895) and Scabis (390)
- During this week, most of suspected leishmaniasis cases were reported from Al-Hasakeh (2,133) Aleppo (966) Hama (149)

Figure 8: Suspected Leishmaniasis cases by week



COVID-19

- As of 18 December 2021, a total of 49,693 confirmed cases – in 14 governorates, Damascus (9,643) (19.41%), Lattakia (8,446) (17%), Aleppo (7,852) (15.8%), Homs (5,329) (10.72%), Rural Damascus (4,694) (9.45%), Tartous (3,137) (6.31%), Dar'a (2,901) (5.84%), As-Sweida (2,673) (5.38%), Hama (2,436) (4.9%), Quneitra (945) (1.9%), Al-Hasakeh (826) (1.66%), Deir-ez-Zor (779) (1.57%), Ar-Raqqa (25) (0.05%), Idleb (7) (0.01%),
- Number of deaths related to COVID-19 is 2,840 in 11 governorates, CFR 5.7%
- A total of 24,820 suspected COVID-19 cases were reported by EWARS system, in this week. Most of cases were reported from Aleppo (4,707), Deir-ez-Zor (3,812) and Tartous (3,018)
- 13,298 cases are Still Active (26.76%), 33,479 cases are Recovered (67.37%).

Figure 9: Confirmed COVID-19 cases by outcome

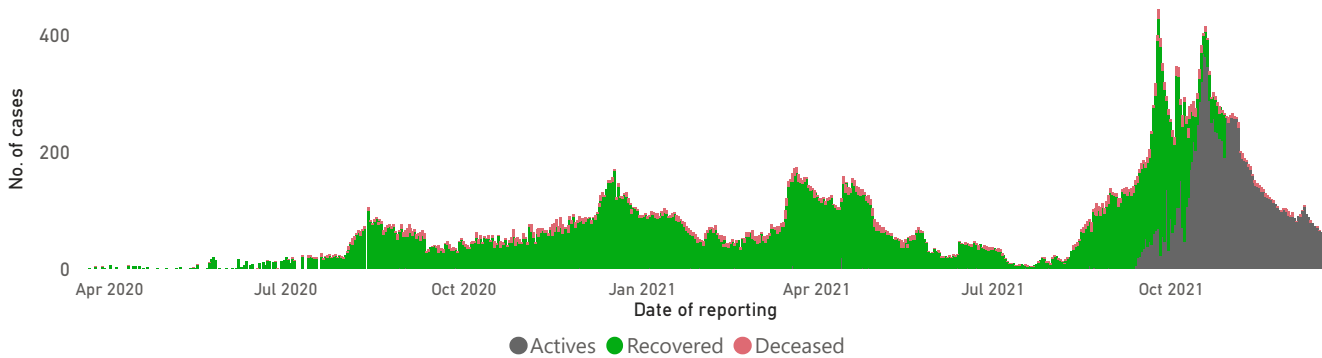
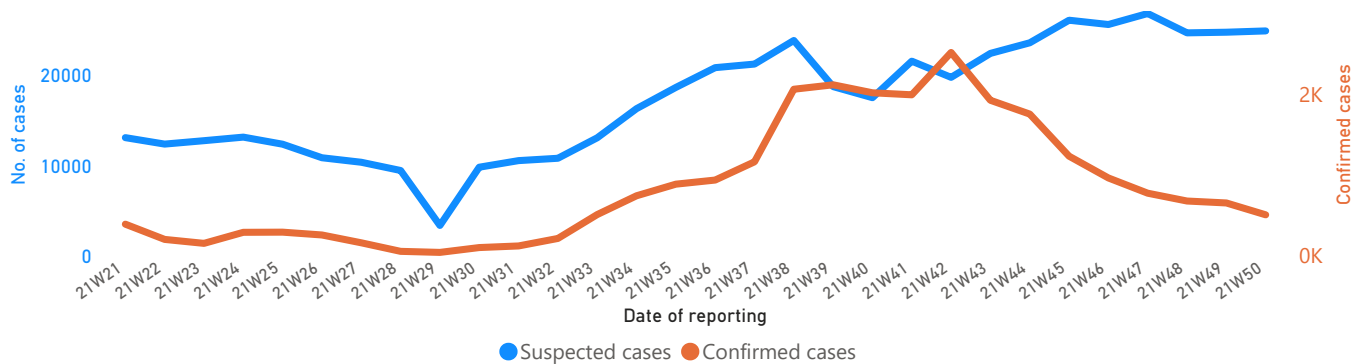


Figure 10: Suspected and confirmed COVID-19 cases by week



Comparison with Previous Week by Health

DiseaseName	21W47	21W48	21W49	21W50	Total
Acute bloody diarrhea	122	122	117	142	503
Acute Diarrhea	8,071	7,455	7,554	7,384	30,464
Acute Flaccid Paralysis	5	2	3	1	11
Acute Watery diarrhea (suspected cholera)	0	0	0	0	0
Brucellosis	101	81	148	124	454
chicken pox	165	191	212	206	774
Influenza Like Illness	24,325	22,255	22,574	22,890	92,044
Leishmaniasis	2,710	3,238	2,889	3,575	12,412
Lice	962	897	901	895	3,655
Measles and Rubella	25	11	16	11	63
Meningitis	36	39	39	48	162
Mumps	90	95	82	85	352
Others	353	438	236	289	1,316
Pertussis	155	145	145	141	586
SARI	2,419	2,351	2,102	1,930	8,802
Scabis	363	354	411	390	1,518
Suspected Hepatitis (Jaundice)	711	718	694	759	2,882
Tuberculosis	19	30	20	39	108
Typhoid Fever	240	241	203	206	890
Total	40,872	38,663	38,346	39,115	156,996

Case Distribution by Age Group, and by Governorate

Week 2021 Week 50 (12 - 18 December 2021)

DiseaseGroup	Aleppo	Al-Hasakeh	Ar-Raqqa	As-Sweida	Damascus	Daraa	Deir-ez-Zor	Hama	Homs	Idleb	Lattakia	Quneitra	Rural Damascus	Tartous	Total
▼ Priority Diseases	6,062	3,370	1,593	554	1,975	1,111	5,651	1,318	1,160	4,411	301	595	1,898	3,307	33,306
Suspected Hepatitis (Jaundice)	147	13	253	1	12	42	182	32	15	48	0	4	7	3	759
Less than 5 years	64	5	136	0	6	13	103	7	5	20	0	2	2	0	363
5 years or more	83	8	117	1	6	29	79	25	10	28	0	2	5	3	396
SARI	155	102	48	101	418	54	27	333	157	0	0	35	45	455	1,930
Less than 5 years	36	39	5	0	167	0	0	112	3	0	0	0	0	56	418
5 years or more	119	63	43	101	251	54	27	221	154	0	0	35	45	399	1,512
Pertussis	3	0	1	0	2	0	99	1	2	33	0	0	0	0	141
Less than 5 years	2	0	1	0	0	0	52	1	2	23	0	0	0	0	81
5 years or more	1	0	0	0	2	0	47	0	0	10	0	0	0	0	60
Meningitis	2	1	17	0	5	3	3	3	2	12	0	0	0	0	48
Less than 5 years	1	0	8	0	2	2	0	3	0	1	0	0	0	0	17
5 years or more	1	1	9	0	3	1	3	0	2	11	0	0	0	0	31
Measles and Rubella	1	0	0	1	1	2	0	1	0	4	0	0	1	0	11
Less than 5 years	1	0	0	1	1	2	0	1	0	0	0	0	0	0	6
5 years or more	0	0	0	0	0	0	0	0	0	4	0	0	1	0	5
Influenza Like Illness	4,552	2,338	795	415	1,265	805	3,785	785	850	2,542	283	483	1,429	2,563	22,890
Less than 5 years	1,631	1,007	370	92	543	273	2,061	491	326	1,281	103	166	563	562	9,469
5 years or more	2,921	1,331	425	323	722	532	1,724	294	524	1,261	180	317	866	2,001	13,421
Acute Watery diarrhea (suspected cholera)	0	0	0	0	0	0	0	0	0	0	0	0	0	0	0
Less than 5 years	0	0	0	0	0	0	0	0	0	0	0	0	0	0	0
5 years or more	0	0	0	0	0	0	0	0	0	0	0	0	0	0	0
Acute Flaccid Paralysis	0	0	0	0	1	0	0	0	0	0	0	0	0	0	1
Less than 5 years	0	0	0	0	0	0	0	0	0	0	0	0	0	0	0
5 years or more	0	0	0	0	1	0	0	0	0	0	0	0	0	0	1
Acute Diarrhea	1,202	905	430	36	270	192	1,487	163	134	1,772	18	73	416	286	7,384
Less than 5 years	597	486	221	13	132	99	883	106	71	870	5	24	178	106	3,791
5 years or more	605	419	209	23	138	93	604	57	63	902	13	49	238	180	3,593
Acute bloody diarrhea	0	11	49	0	1	13	68	0	0	0	0	0	0	0	142
Less than 5 years	0	3	22	0	0	4	59	0	0	0	0	0	0	0	88
5 years or more	0	8	27	0	1	9	9	0	0	0	0	0	0	0	54
Other Diseases	1,262	2,437	40	7	75	57	461	217	73	1,009	64	11	74	22	5,809
Typhoid Fever	2	0	18	0	1	5	126	4	2	43	0	0	5	0	206
Less than 5 years	0	0	1	0	1	0	16	1	0	35	0	0	0	0	54
5 years or more	2	0	17	0	0	5	110	3	2	8	0	0	5	0	152
Tuberculosis	30	1	0	0	4	0	0	0	0	3	0	0	1	0	39
Less than 5 years	0	0	0	0	0	0	0	0	0	1	0	0	1	0	2
5 years or more	30	1	0	0	4	0	0	0	0	2	0	0	0	0	37
Scabies	77	36	0	5	11	6	97	11	22	110	0	0	9	6	390
Less than 5 years	9	12	0	2	1	0	8	1	6	35	0	0	2	1	77
5 years or more	68	24	0	3	10	6	89	10	16	75	0	0	7	5	313
Others	0	223	0	0	0	40	0	0	8	0	0	6	11	1	289
Less than 5 years	0	112	0	0	0	9	0	0	0	0	0	3	0	1	125
5 years or more	0	111	0	0	0	31	0	0	8	0	0	3	11	0	164
Mumps	1	2	4	0	2	0	7	0	1	68	0	0	0	0	85
Less than 5 years	0	1	0	0	0	0	4	0	1	3	0	0	0	0	9
5 years or more	1	1	4	0	2	0	3	0	0	65	0	0	0	0	76
Lice	134	38	2	2	27	1	28	27	3	564	64	1	2	2	895
Less than 5 years	22	17	0	1	5	0	3	4	0	265	0	1	0	0	318
5 years or more	112	21	2	1	22	1	25	23	3	299	64	0	2	2	577
Leishmaniasis	966	2,133	5	0	10	0	131	149	20	129	0	0	21	11	3,575
Less than 5 years	187	718	1	0	4	0	52	26	2	60	0	0	0	0	1,050
5 years or more	779	1,415	4	0	6	0	79	123	18	69	0	0	21	11	2,525
chicken pox	33	3	7	0	10	0	18	12	14	87	0	4	16	2	206
Less than 5 years	13	3	0	0	7	0	6	0	3	34	0	2	4	0	72
5 years or more	20	0	7	0	3	0	12	12	11	53	0	2	12	2	134
Brucellosis	19	1	4	0	10	5	54	14	3	5	0	0	9	0	124
Less than 5 years	5	0	0	0	0	1	14	0	0	0	0	0	1	0	21
5 years or more	14	1	4	0	10	4	40	14	3	5	0	0	8	0	103
Total	7,324	5,807	1,633	561	2,050	1,168	6,112	1,535	1,233	5,420	365	606	1,972	3,329	39,115