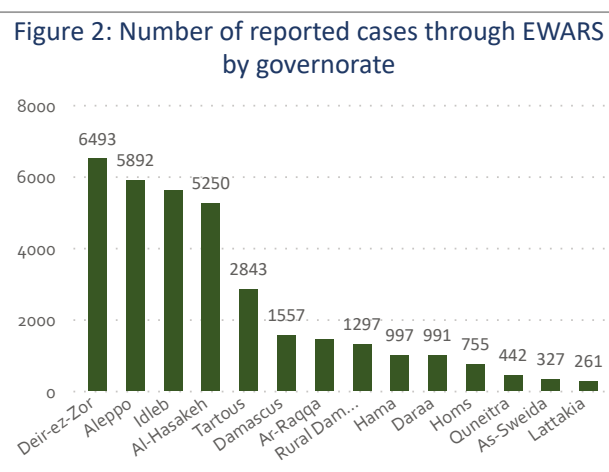
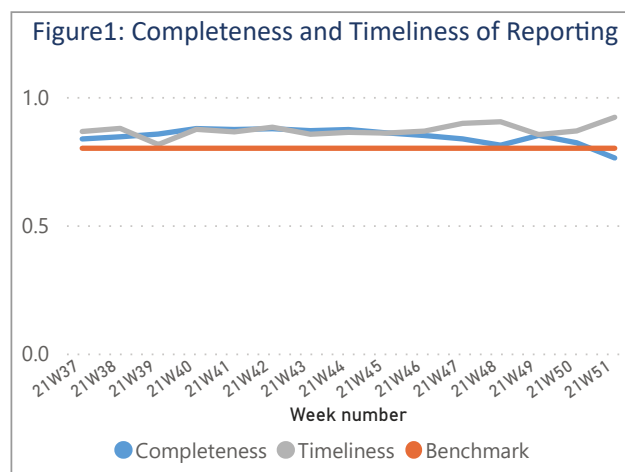


Highlights

- A total of 187,565 consultations were recorded in all the 14 governorates
- The leading causes of morbidity among all age groups were Influenza Like Illness 20,111 (58.9%) and Acute Diarrhea 6,522 (19.1%).
- A total of 21,716 suspected COVID-19 cases were reported by EWARS system, Most of the cases were reported from Deir-ez-Zor (4,160), Aleppo (3,920) and Idlib (2,773)
- MoH reported 358 confirmed cases of COVID-19, the cumulative number of COVID-19 confirmed cases is 50,051
- 1 AFP cases reported in Tartous (1).
- 5 suspected measles cases in Idlib (2) Tartous (1) Aleppo (1) Damascus (1)

Performance Indicators

- A total of 1,060 out of 1,391 active reporting sites (76.2%) in all 14 governorates of Syria reported through EWARS, with 92.08% timeliness among those sites providing data during the week (Figure 1)



Morbidity

- A total of 187,565 consultations were recorded in 1,060 health facilities in 14 governorates. Among them, 34,142 cases were EWARS notifiable health conditions (Figure 2)
- The leading causes of morbidity among all age groups were Influenza Like Illness 20,111 (58.9%) and Acute Diarrhea 6,522 (19.1%).
- Of the 34,142 total reported cases, 50.13% (17,114) were female, and 42.15% (14,390) were children under 5 years old
- Children under 5 years of age 59.17% of cases are ILI, and ILI representing 58.71% of the cases above 5 years during this reporting period (Figure 3)
- The proportional morbidity of ILI is 10.72% and the upwards trend was observed: 0.59% from the previous week (Figure 4)
- The proportional morbidity of AD is 3.48% and the upwards trend was observed: 0.21% from the previous week (Figure 4)

Figure 3: Proportional morbidity by age group

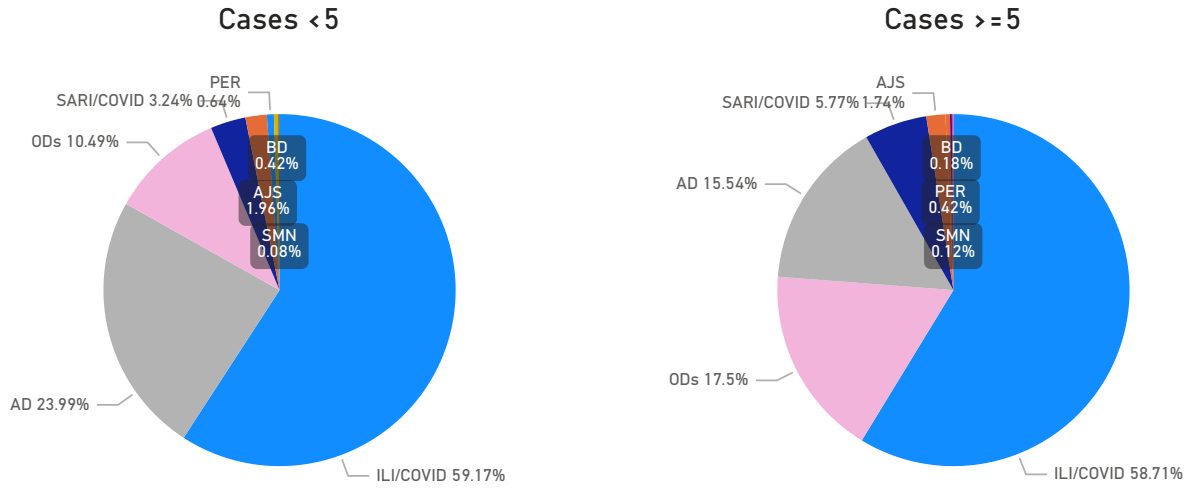
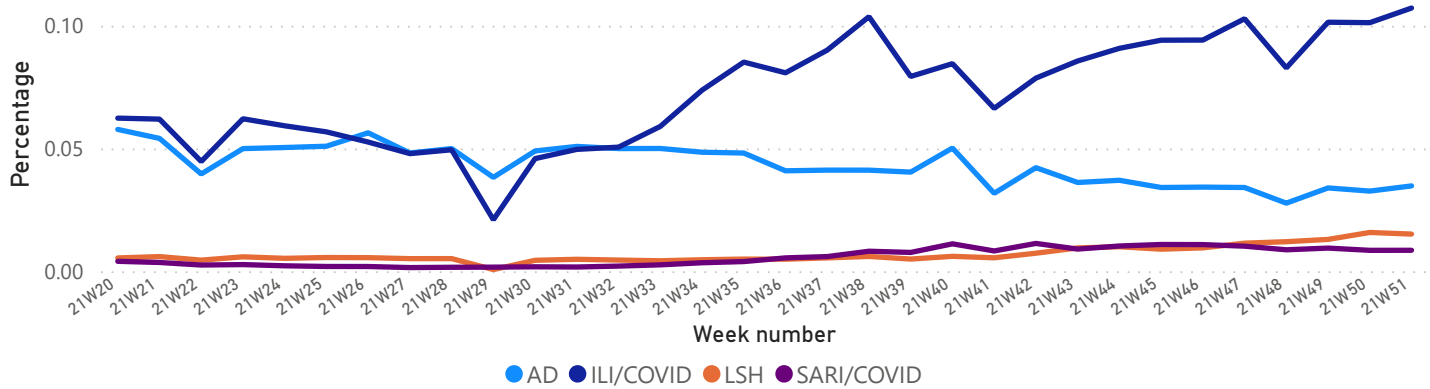


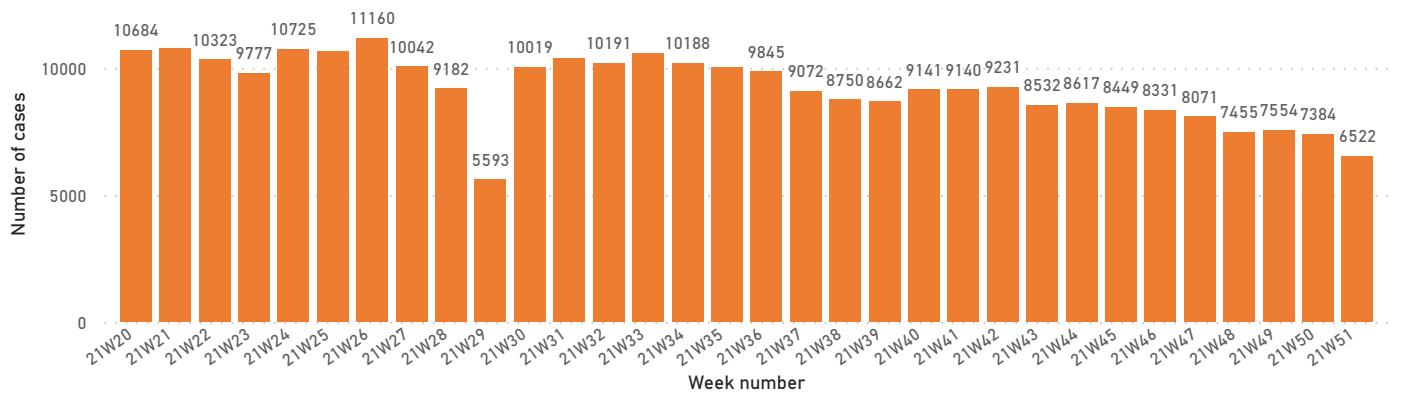
Figure 4: Proportion of Morbidity of top 4 diseases among the total consultation by week



1. Waterborne Diseases

- There was 0 case of acute watery diarrhea (AWD)
- A total of 6,522 AD cases were reported during this week

Figure 5: Number of acute diarrhea by week

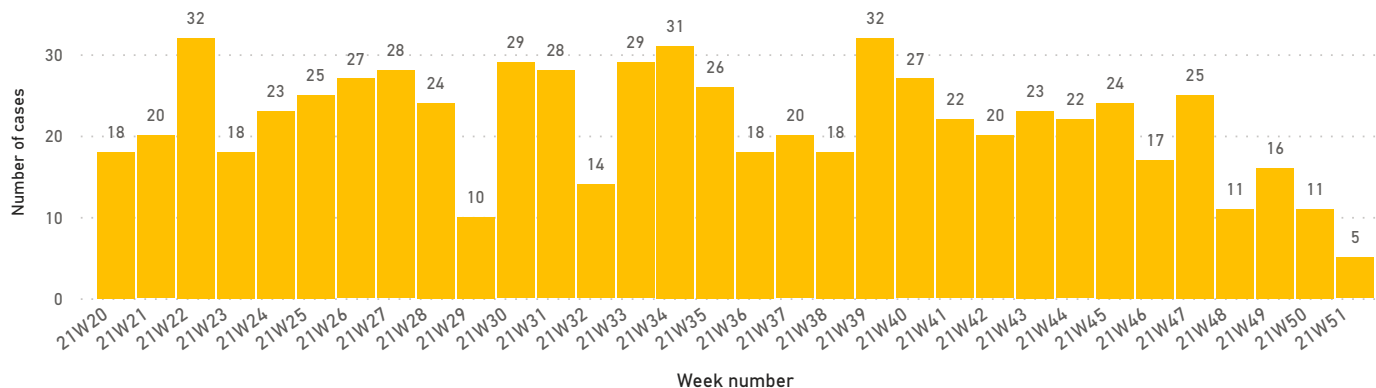


2. Vaccine Preventable Diseases

- 1 cases of acute flaccid paralysis (AFP) were reported in this week

- Number of suspected measles in thre reporting week was (5) cases. Most cases were reported from Idleb (2) Tartous (1) Aleppo (1) Damascus (1).

Figure 6: Suspected measles cases by week

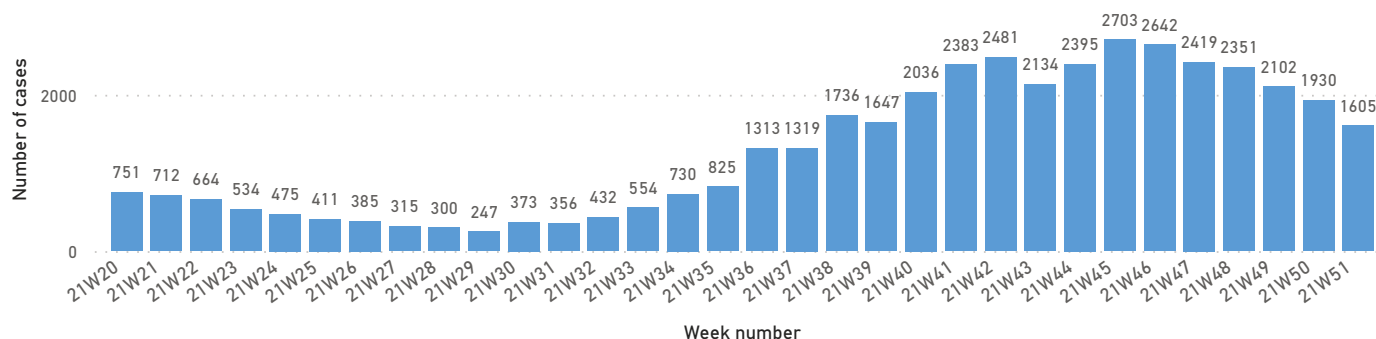


3. Respiratory Diseases

- In total, 20,111 ILI cases were reported during week.

- In total, 1,605 SARI cases were reported, and the trend is shown in (Figure 7). Most of the cases were reported from Tartous (456) Damascus (281) Hama (216) Aleppo (189) Homs (124) Al-Hasakeh (108) As-Sweida (66) Deir-ez-Zor (55) Ar-Raqqa (39) Quneitra (30) Daraa (26) Rural Damascus (15)

Figure 7: SARI cases by week

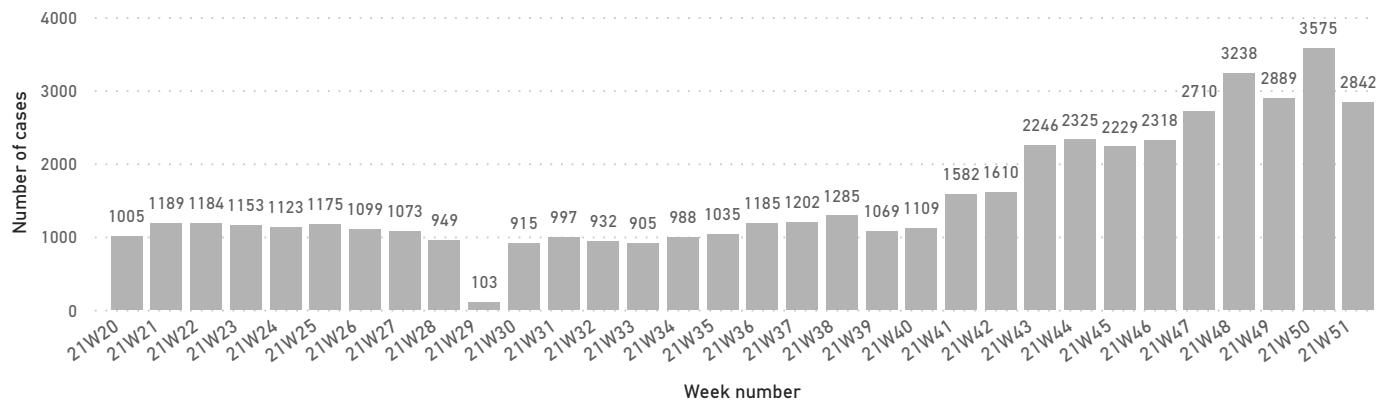


4. Other Diseases

- 4,967 cases were reported as "other diseases" through EWARS. The health conditions with the highest incidents were Leishmaniasis (2,842) Lice (797) and Scabis (447)

- During this week, most of suspected leishmaniasis cases were reported from Al-Hasakeh (1,533) Aleppo (814) Hama (154)

Figure 8: Suspected Leishmaniasis cases by week



COVID-19

- As of 25 December 2021, a total of 50,051 confirmed cases – in 14 governorates, Damascus (9,687) (19.35%), Lattakia (8,490) (16.96%), Aleppo (7,893) (15.77%), Homs (5,386) (10.76%), Rural Damascus (4,699) (9.39%), Tartous (3,204) (6.4%), Dar'a (2,917) (5.83%), As-Sweida (2,698) (5.39%), Hama (2,481) (4.96%), Quneitra (952)(1.9%), Al-Hasakeh (831) (1.66%), Deir-ez-Zor (781) (1.56%), Ar-Raqqa (25) (0.05%), Idleb (7) (0.01%),
- Number of deaths related to COVID-19 is 2,870 in 11 governorates, CFR 5.7%
- A total of 21,716 suspected COVID-19 cases were reported by EWARS system, in this week. Most of cases were reported from Deir-ez-Zor (4,160), Aleppo (3,920) and Idleb (2,773)
- 13,650 cases are Still Active (27.27%), 33,479 cases are Recovered (66.89%).

Figure 9: Confirmed COVID-19 cases by outcome

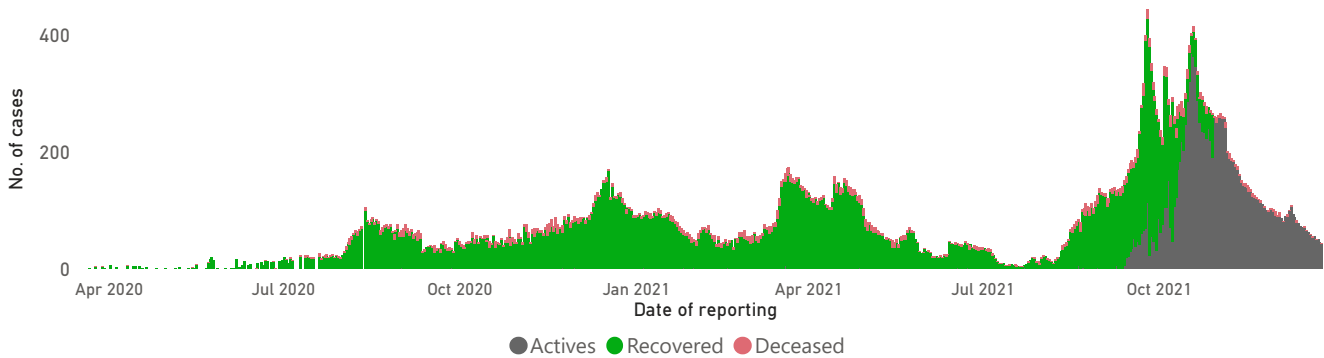
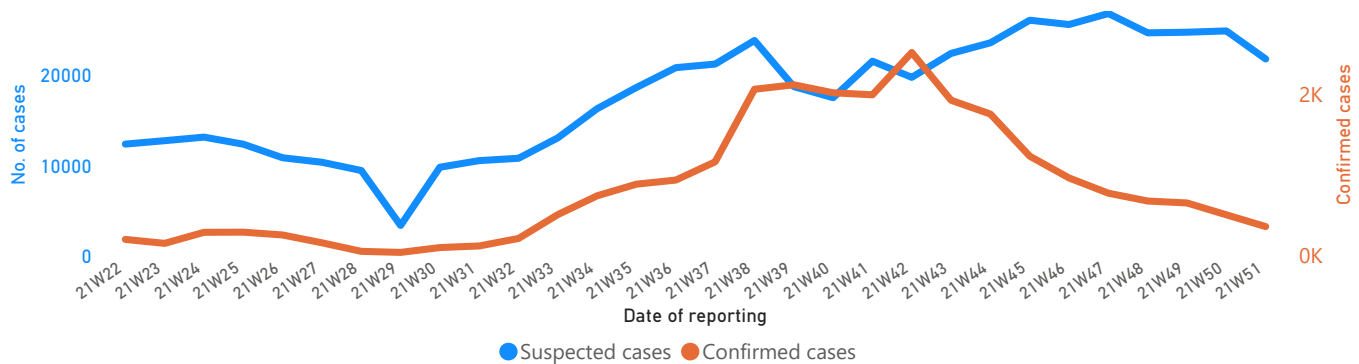


Figure 10: Suspected and confirmed COVID-19 cases by week



Comparison with Previous Week by Health

DiseaseName	21W48	21W49	21W50	21W51	Total
Acute bloody diarrhea	122	117	142	96	477
Acute Diarrhea	7,455	7,554	7,384	6,522	28,915
Acute Flaccid Paralysis	2	3	1	1	7
Acute Watery diarrhea (suspected cholera)	0	0	0	0	0
Brucellosis	81	148	124	94	447
chicken pox	191	212	206	197	806
Influenza Like Illness	22,255	22,574	22,890	20,111	87,830
Leishmaniasis	3,238	2,889	3,575	2,842	12,544
Lice	897	901	895	797	3,490
Measles and Rubella	11	16	11	5	43
Meningitis	39	39	48	35	161
Mumps	95	82	85	90	352
Others	438	236	289	277	1,240
Pertussis	145	145	141	174	605
SARI	2,351	2,102	1,930	1,605	7,988
Scabis	354	411	390	447	1,602
Suspected Hepatitis (Jaundice)	718	694	759	626	2,797
Tuberculosis	30	20	39	27	116
Typhoid Fever	241	203	206	196	846
Total	38,663	38,346	39,115	34,142	150,266

Case Distribution by Age Group, and by Governorate

Week 2021 Week 51 (19 - 25 December 2021)

DiseaseGroup	Aleppo	Al-Hasakeh	Ar-Raqqa	As-Sweida	Damascus	Daraa	Deir-ez-Zor	Hama	Homs	Idleb	Lattakia	Quneitra	Rural Damascus	Tartous	Total
Priority Diseases	4,761	3,445	1,400	325	1,530	928	5,935	801	664	4,622	261	411	1,263	2,829	29,175
Suspected Hepatitis (Jaundice)	106	7	217	1	14	8	142	38	26	59	0	2	0	6	626
Less than 5 years	35	4	120	0	6	4	73	7	8	24	0	0	0	1	282
5 years or more	71	3	97	1	8	4	69	31	18	35	0	2	0	5	344
SARI	189	108	39	66	281	26	55	216	124	0	0	30	15	456	1,605
Less than 5 years	62	49	9	0	113	5	15	136	0	0	0	0	0	77	466
5 years or more	127	59	30	66	168	21	40	80	124	0	0	30	15	379	1,139
Pertussis	0	0	1	0	0	0	117	0	0	56	0	0	0	0	174
Less than 5 years	0	0	0	0	0	0	61	0	0	31	0	0	0	0	92
5 years or more	0	0	1	0	0	0	56	0	0	25	0	0	0	0	82
Meningitis	2	2	8	0	6	0	0	4	1	11	0	0	0	1	35
Less than 5 years	2	1	5	0	0	0	0	1	1	1	0	0	0	0	11
5 years or more	0	1	3	0	6	0	0	3	0	10	0	0	0	1	24
Measles and Rubella	1	0	0	0	1	0	0	0	0	2	0	0	0	1	5
Less than 5 years	1	0	0	0	1	0	0	0	0	0	0	0	0	0	2
5 years or more	0	0	0	0	0	0	0	0	0	2	0	0	0	1	3
Influenza Like Illness	3,731	2,350	633	236	967	725	4,105	428	451	2,773	248	304	1,060	2,100	20,111
Less than 5 years	1,315	1,044	342	38	395	218	2,374	294	140	1,304	90	120	353	487	8,514
5 years or more	2,416	1,306	291	198	572	507	1,731	134	311	1,469	158	184	707	1,613	11,597
Acute Watery diarrhea (suspected cholera)	0	0	0	0	0	0	0	0	0	0	0	0	0	0	0
Less than 5 years	0	0	0	0	0	0	0	0	0	0	0	0	0	0	0
5 years or more	0	0	0	0	0	0	0	0	0	0	0	0	0	0	0
Acute Flaccid Paralysis	0	0	0	0	0	0	0	0	0	0	0	0	0	1	1
Less than 5 years	0	0	0	0	0	0	0	0	0	0	0	0	0	0	0
5 years or more	0	0	0	0	0	0	0	0	0	0	0	0	0	1	1
Acute Diarrhea	730	972	462	22	261	169	1,468	115	62	1,721	13	75	188	264	6,522
Less than 5 years	363	528	277	10	132	93	945	73	28	833	1	26	73	70	3,452
5 years or more	367	444	185	12	129	76	523	42	34	888	12	49	115	194	3,070
Acute bloody diarrhea	2	6	40	0	0	0	48	0	0	0	0	0	0	0	96
Less than 5 years	2	3	16	0	0	0	40	0	0	0	0	0	0	0	61
5 years or more	0	3	24	0	0	0	8	0	0	0	0	0	0	0	35
Other Diseases	1,131	1,805	32	2	27	63	558	196	91	983	0	31	34	14	4,967
Typhoid Fever	5	1	13	1	0	1	115	3	0	56	0	1	0	0	196
Less than 5 years	0	0	0	0	0	0	17	0	0	38	0	0	0	0	55
5 years or more	5	1	13	1	0	1	98	3	0	18	0	1	0	0	141
Tuberculosis	14	0	0	0	2	0	0	0	0	2	0	0	9	0	27
Less than 5 years	0	0	0	0	0	0	0	0	0	1	0	0	0	0	1
5 years or more	14	0	0	0	2	0	0	0	0	1	0	0	9	0	26
Scabis	101	19	0	0	7	16	159	4	16	114	0	5	3	1	447
Less than 5 years	8	4	0	0	0	5	35	0	3	39	0	1	0	1	96
5 years or more	93	15	0	0	7	11	124	4	13	77	0	4	3	0	351
Others	4	204	0	0	15	38	0	5	4	0	0	6	1	0	277
Less than 5 years	4	104	0	0	15	24	0	0	0	0	0	3	0	0	150
5 years or more	0	100	0	0	0	14	0	5	4	0	0	3	1	0	127
Mumps	2	0	5	0	0	0	16	1	0	66	0	0	0	0	90
Less than 5 years	0	0	2	0	0	0	10	0	0	1	0	0	0	0	13
5 years or more	2	0	3	0	0	0	6	1	0	65	0	0	0	0	77
Lice	154	43	3	0	2	1	40	14	26	493	0	17	4	0	797
Less than 5 years	23	18	1	0	0	1	12	2	0	184	0	8	0	0	249
5 years or more	131	25	2	0	2	0	28	12	26	309	0	9	4	0	548
Leishmaniasis	814	1,533	5	1	0	4	141	154	14	152	0	0	14	10	2,842
Less than 5 years	147	565	1	0	0	0	49	26	1	72	0	0	0	0	861
5 years or more	667	968	4	1	0	4	92	128	13	80	0	0	14	10	1,981
chicken pox	28	1	3	0	0	1	35	1	31	89	0	2	3	3	197
Less than 5 years	8	0	2	0	0	0	20	1	2	40	0	1	2	0	76
5 years or more	20	1	1	0	0	1	15	0	29	49	0	1	1	3	121
Brucellosis	9	4	3	0	1	2	52	14	0	9	0	0	0	0	94
Less than 5 years	1	0	0	0	0	0	5	0	0	3	0	0	0	0	9
5 years or more	8	4	3	0	1	2	47	14	0	6	0	0	0	0	85
Total	5,892	5,250	1,432	327	1,557	991	6,493	997	755	5,605	261	442	1,297	2,843	34,142