

COVID-19 MONTHLY EPIDEMIOLOGICAL UPDATE

OCTOBER 2021

Published: 11 November 2021, Whole of Syria

Content:

- [Epidemiological Overview](#)
- [Testing](#)
- [Death](#)
- [Vaccination](#)
- [Operational Updates on WHO's response](#)

EPIDEMIOLOGICAL OVERVIEW

DATA AS OF 31 OCTOBER 2021

Between 22 March 2020 and 31 October 2021, there have been 166 848 confirmed cases of COVID-19 in Syria. Of them, 52.77% (n=88 040) were reported from north-west Syria (NWS), 26.01% (n=43 404) from the Government of Syria (GoS), and 21.22% (n=35 404) from north-east Syria (NES). Over the same period, a total of 5 726 deaths related to the virus were reported, 44.81% (2 566) of them from Syria (GoS), 31.77% (1 819) from NWS, and 23.42% (1 341) from NES. The overall Case Fatality Rate in Syria (CFR) is therefore 3.4%.

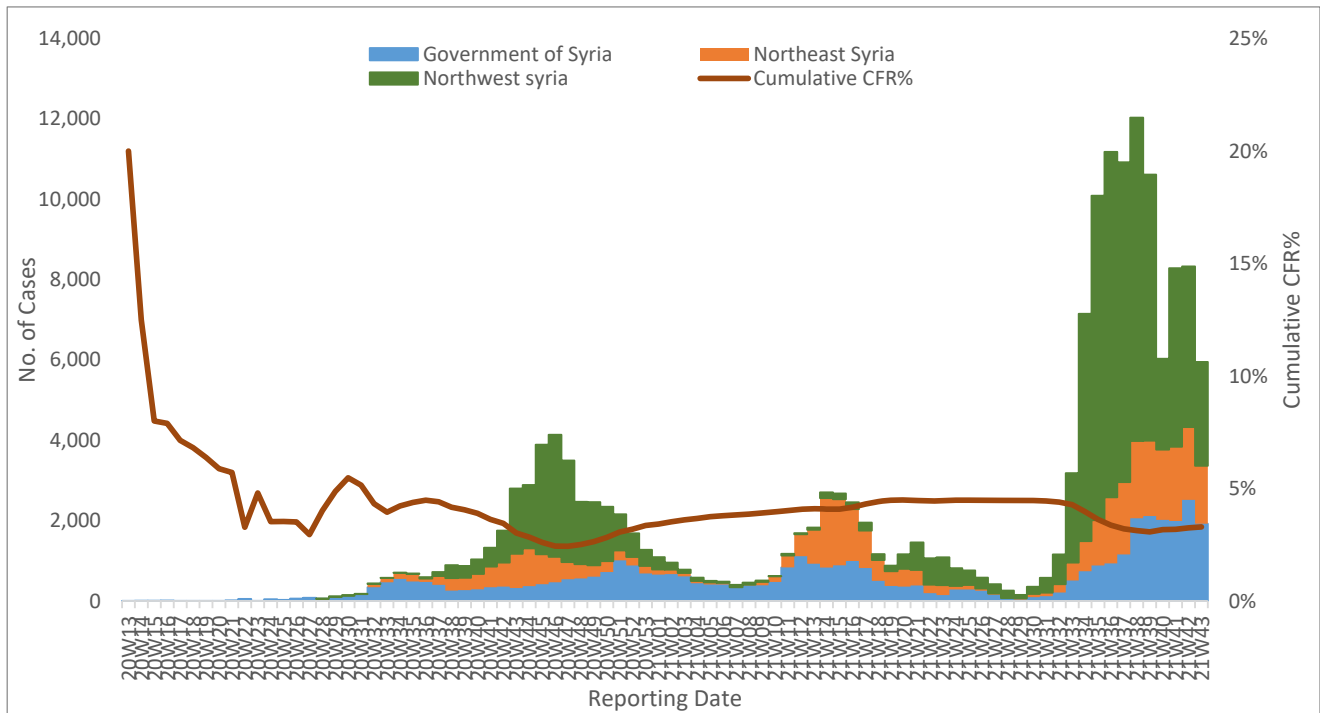
The number of cases reported across the Whole of Syria in October 2021 (n=31 074) was 35% fewer than reported in September (n=47 939). The decrease in cases was most acute in NWS, where cases per month were down 57% in October (n=14 585) compared to September (n= 34 184). In NES, cases reported in October decreased by 2% (n=7 290) compared to September (n=7 465). Cases in GoS however increased by 46% (n=9 199) in October compared to September (n=6 290).

Overall, the monthly incidence rate of COVID-19 in WoS in October was 146.7 per 100 000, down from 226.3 per 100 000 the previous month, its highest since the start of the outbreak in Syria. The decline is mainly due to the drop in cases reported in NWS, despite cases in GoS areas being higher than in any month prior. There was no significant change in case numbers in NES in October.

The distribution of cases reported in October across Syria's 14 governorates is as follows: Idlib (8,894) 28.8% of total cases, Aleppo (8,323) 26.8%, Al-Hasakeh (4,075) 13.1%, Ar-Raqqa (2,026) 6.5%, Latakia (2,011) 6.5%, Damascus (1,281) 4.1%, Homs (947)3.0%, Rural Damascus (789) 2.5%, Dar'a (613) 2.0%, As-Sweida (583) 1.9%, Deir-ez-Zor (521) 1.7%, Tartous (363) 1.2%, Hama (420) 3.0%, and Quneitra (179) 0.6%.

The fourth wave of COVID-19 in Syria could be linked to the Delta variant, first detected in NWS in the last week of August, as well as in the neighboring and nearby countries of Lebanon, Iraq, Iran and Jordan. Ongoing circulation of the COVID-19 virus is the result of low vaccination coverage; very few following the personal preventive measures, such as physical distancing, mask wearing and regular hand washing; and the absence of national policy for imposing personal and public preventive health measures against COVID-19.

FIGURE 1. WEEKLY CASES OF COVID-19 REPORTED IN GoS-CONTROLLED AREAS, NORTH-EAST SYRIA, AND NORTH-WEST SYRIA, AS OF 31 OCTOBER 2021



GOVERNMENT OF SYRIA

The incidence rate in GoS areas reported for October (43.4 new cases per 100 000 population) was the highest since the beginning of the outbreak. The 7-day moving average of daily new cases peaked on 21 October, at 366 daily cases. Though there has since been a slight decrease in the 7-day moving average of new cases, the fourth wave of COVID-19 in GoS continues to impact all governorates, particularly Lattakia, Aleppo, and Damascus. The current 7-day moving average number of new cases per day is 270.

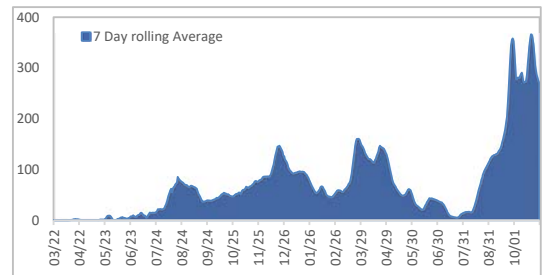


Figure 2 shows the 7-day moving average of COVID-19 cases in GoS since March 2020.

NORTH-EAST SYRIA

In NES, new case numbers were highest in September 2021. Case numbers declined slightly in October. The 7-day moving average of daily new cases peaked on 21 September at 366 cases. The current 7-day moving average is 206 new cases per day.

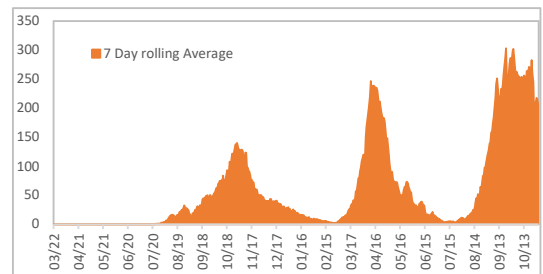


Figure 3 shows the 7-day moving average of daily COVID-19 cases in NES.

NORTH-WEST SYRIA

In NWS, new case numbers were highest in September 2021. Number declined significantly in October. Whereas as the 7-day moving average of daily cases had been 1 278 when it peaked on 8 September, the current average is 369.

Figure 4 shows the 7-day moving average of COVID-19 cases in NWS.

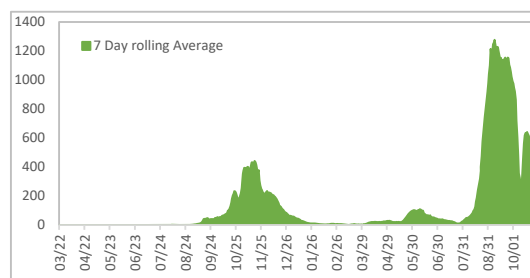


TABLE 1. NEWLY REPORTED AND CUMULATIVE COVID-19 CASES AND DEATHS, BY AREA, AS OF 31 OCTOBER 2021

Area	New cases in October 2021(%)	Change in new cases last 31 days *	Cumulative cases (%)	New deaths in October	Change in new deaths in last 31 days *	Cumulative deaths (%)
Government of Syria	9,199 (29.60%)	+46.25%	43,404 (26.01%)	319 (24.65%)	+36.32%	2,566 (44.81%)
North-east Syria	7,290 (23.46%)	-2.34%	35,404 21.22%	406 31.38%	+176.19%	1,341 23.42%
North-west Syria	14,585 (46.94%)	-57.33%	88,040 52.77	569 43.97%	+16.36%	1,819 31.77%
Whole of Syria	31,074 (100%)	-35.18%	166,848 (100%)	1,294 (100%)	+48.74%	5,726 (100%)

*Percent change in the number of newly confirmed cases and deaths in past 30 days, compared to previous month

FIGURE 2. COVID-19 CASES PER 100 000 OF POPULATION REPORTED BY GOVERNORATES, AS OF 31 OCTOBER 2021

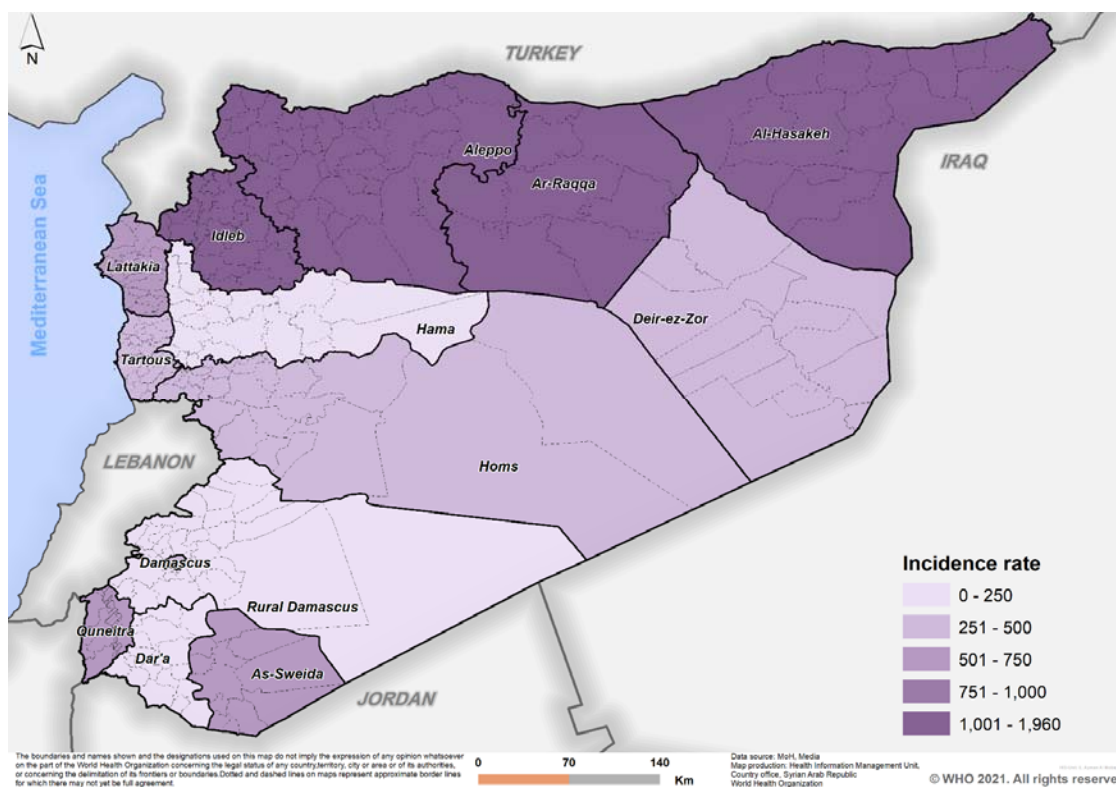
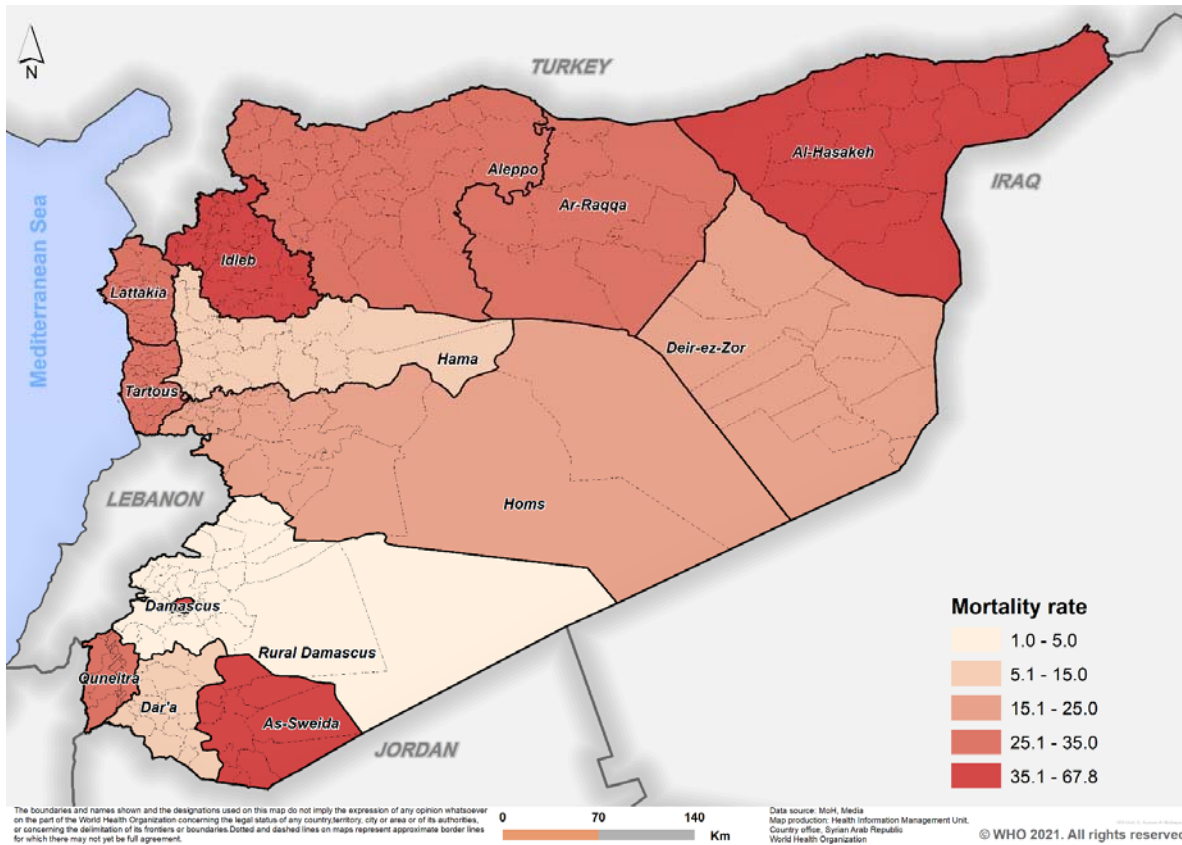


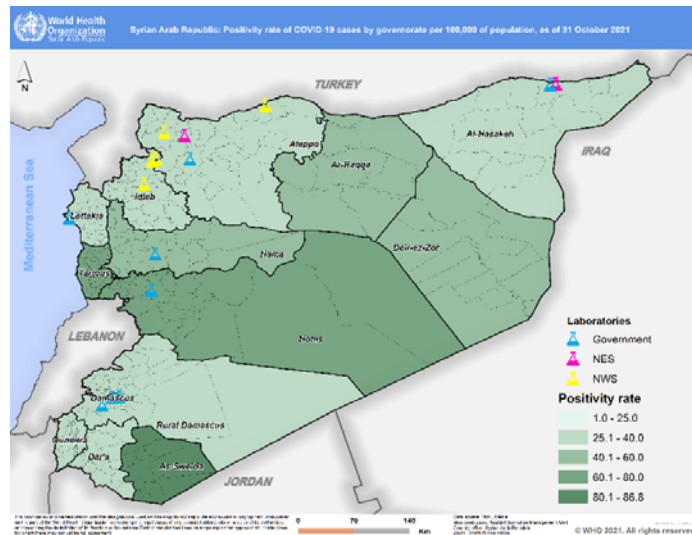
Figure 3. COVID-19 death per 100 000 population reported by governorates, as of 31 October 2021



TESTING

The percentage of samples testing positive for COVID-19 has decreased from 50.8% in September to 50.7% in October. This reflects an actual increase in the number of cases, since the testing strategy has not yet changed. A total of 61 270 samples are reported to have been tested in October 2021, compared to 94 379 in September.

COVID-19 Laboratory Positivity Rate by Governorate, as of 31 October 2021



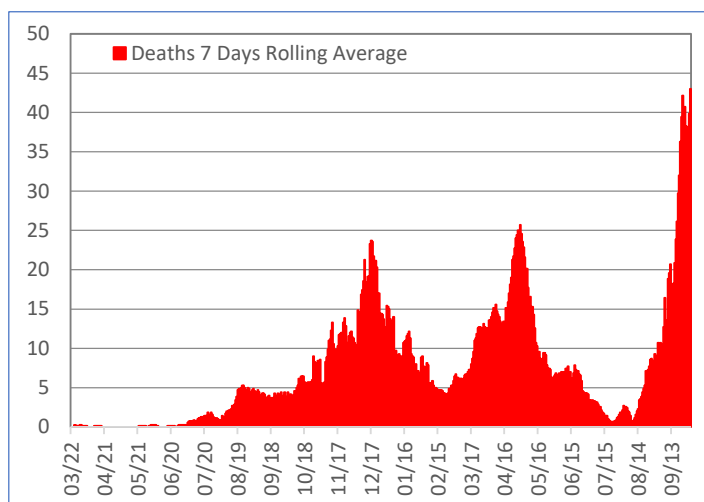
A total of 511 145 samples were tested across the Whole of Syria between March 2020 and 30 September 2021

61,270 Number of Tests Reported in September 2021	50.7 % Positivity in October 2021
50.8% Previous average % Positivity	0.2% Change in average % Positivity since last month

DEATHS

The number of newly reported COVID-19 deaths in October (n=1 294) was 48.74% higher than in the month of September 2021. As a result, the mortality rate increased to 27.03 deaths per 100 000 cases and the case fatality rate to 3.4%. The highest number of COVID-19 deaths in September were in NWS (n=569) deaths (43.97%), followed by NES areas with (n=406) deaths (31.38%), and in GoS a total of (n=319) deaths 31.38%. The number of COVID-19 deaths in October was the highest since the start of the pandemic in Syria.

Daily Trends in Number of COVID-19 Deaths in Whole of Syria, As of 31 October 2021



5 726 Total Deaths Reported	44 30-Day Average in October
29 30-Day Average in September 2021	51.7% Change in 30-Day Average Since Prior Month

VACCINATION

Vaccination activities continued in Syria through fixed health facilities and mobile teams in rural areas. No additional vaccines arrived in Syria in October. A further 1.3 m doses of the Sinovac vaccine arrived on 5 November and more than 3 million additional doses of various vaccines are expected during November and December 2021.

AS OF 30 OCTOBER 2021

GOVERNMENT OF SYRIA

896,616 Vaccines Administered	
642,604 People who received at least one dose	439,509 People who are fully vaccinated
4 % Percentage of the population that has received at least one dose	2.7% Percentage that has been fully vaccinated
+1.2 % Percentage point increase from last month	+1% % Percentage point increase from last month

NORTHWEST SYRIA

221,912

Vaccines Administered

161,906

People who received at least one dose

60,006

People who are fully vaccinated

2.4%

Percentage of the population that has received at least one dose

1.4%

Percentage that has been fully vaccinated

1%

Percentage point increase from last month

0.8%

Percentage point increase from last month

WHOLE OF SYRIA

1,118,528

Vaccines Administered

804,510

People who received at least one dose

499,515

People who are fully vaccinated

3.9%

Percentage of the population that has received at least one dose

2.4%

Percentage that has been fully vaccinated

0.8%

Percentage increase from last month

0.8%

Percentage increase from last month

TECHNICAL GUIDANCE AND OTHER RESOURCES

- WHO Syria
- WHO
- [WHO technical guidance](#)
- [WHO COVID-19 Dashboard](#)
- [WHO Weekly Operational Updates on COVID-19](#)
- [WHO COVID-19 case definitions](#)
- [COVID-19 Supply Chain Inter-Agency Coordination Cell Weekly Situational Update](#)
- [Research and Development](#)
- [Open WHO courses on COVID-19](#) in official UN languages and in [additional national languages](#)
- [WHO Academy COVID-19 mobile learning app](#)
- [The Strategic Preparedness and Response Plan \(SPRP\)](#) outlining the support the international community can provide to all countries to prepare and respond to the virus
- Recommendations and advice for the public:
 - [Protect yourself](#)
 - [Questions and answers](#)
 - [Travel advice](#)
 - [EPI-WIN: tailored information for individuals, organizations and communities](#)

Contact:

Dr Akjemal MAGTYMOVA, WHO Representative to Syria, magtyмова@who.int
Dr Mohammad AL-EMAD, Technical Officer, alemadm@who.int