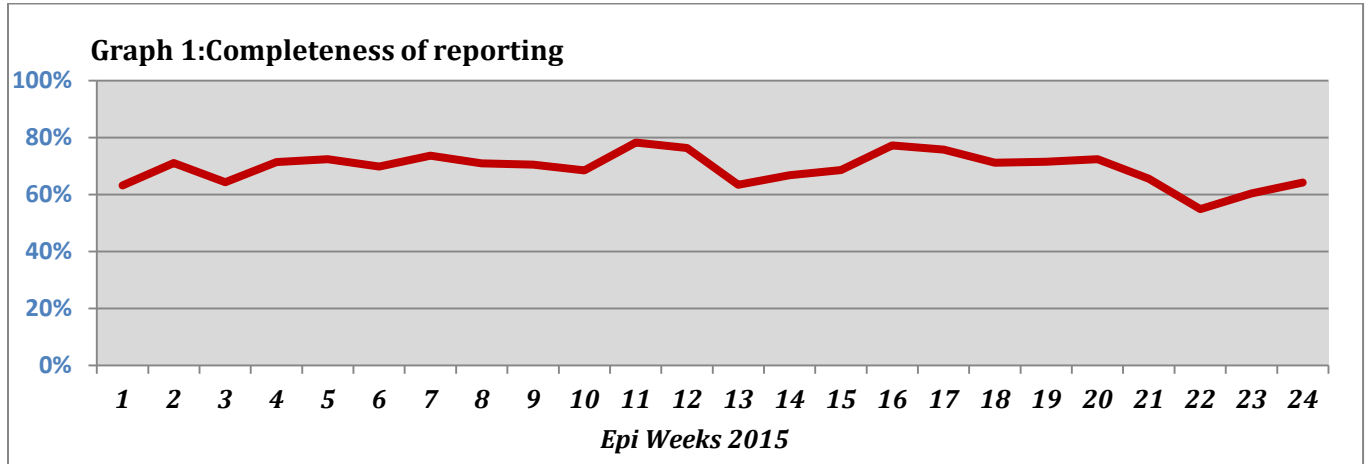


**Highlights:**

- ❖ 1 AWD was detected in Rural Damascus.

**❖ Completeness& Timeliness of Reporting**

- ❖ The overall completeness of reporting was 64%; (539 out of total 840 EWARS sentinel sites).(See Graph 1). 14 governorates have reported this week.

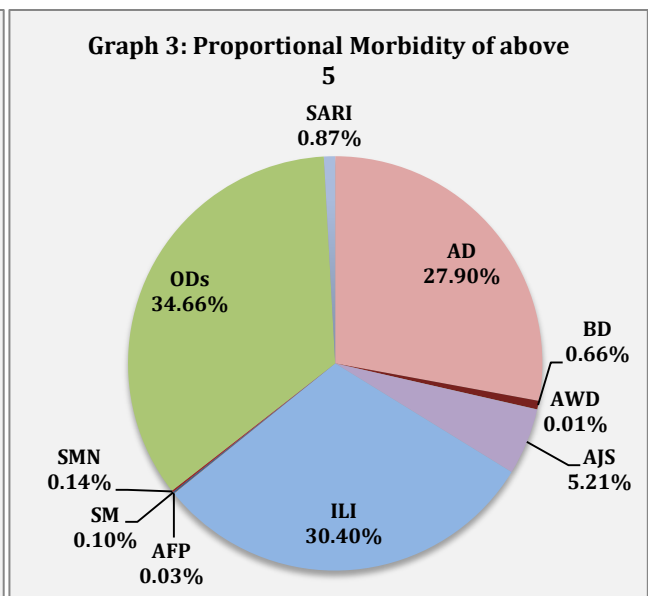
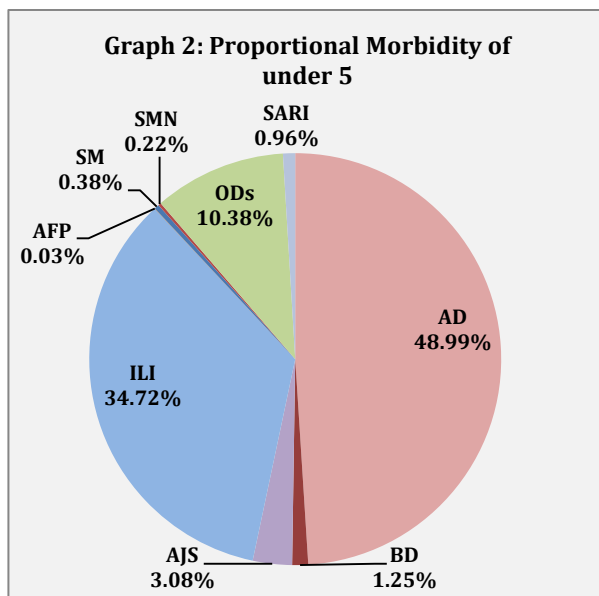


- ❖ Timeliness of reporting is 55%.

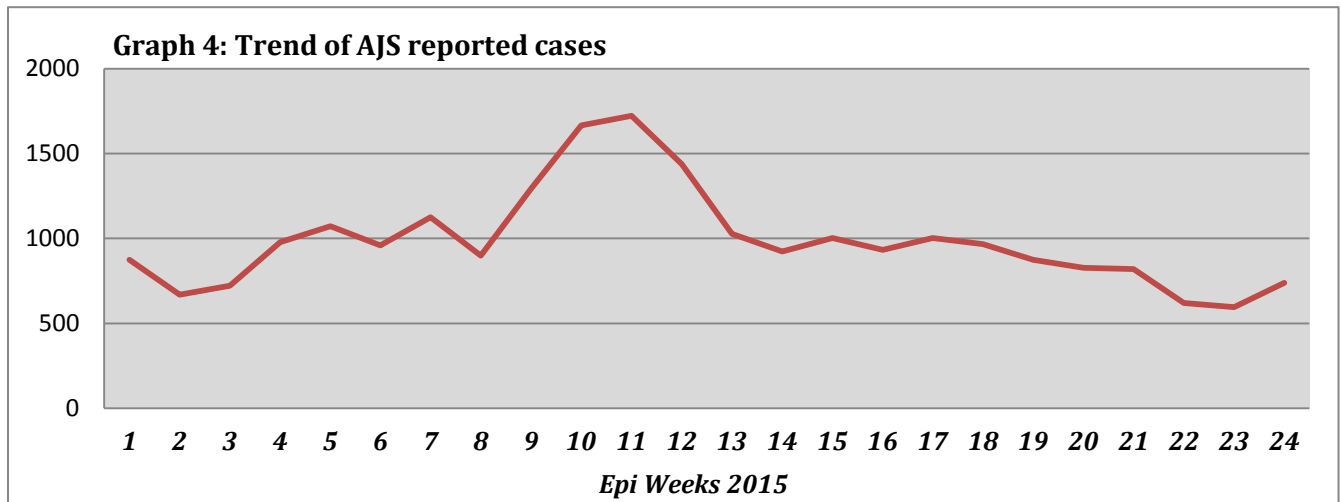
**❖ The Morbidity Cases**

- ❖ Out of the 168,528 total consultations, a total of 17,073 EWARS notifiable cases were reported; of which 6,265 cases were Acute Diarrhoea (37%) 5,498 cases were Influenza like Illness (32%), 738 cases of AJS, 155 cases of Bloody Diarrhoea, 155 cases of Sever Acute Respiratory Infection, 37 cases of Suspected Measles, 30 cases of Meningitis, 5 cases of AFP and 1 AWD case.

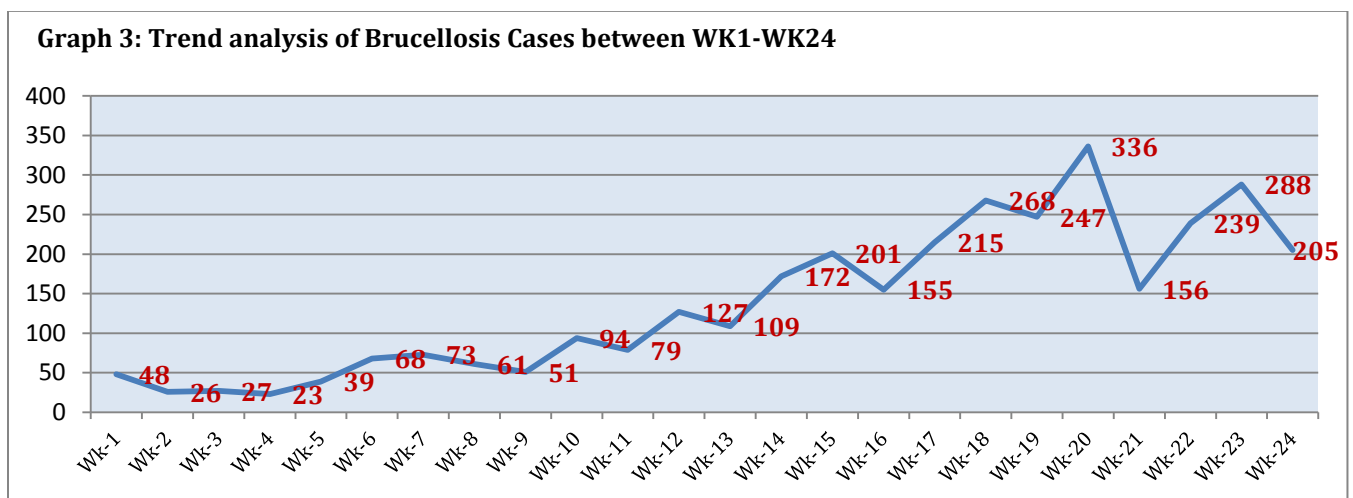
- ❖ Graphs 2 and 3 below show the proportional morbidity among < 5 and ≥ 5 year age groups respectively



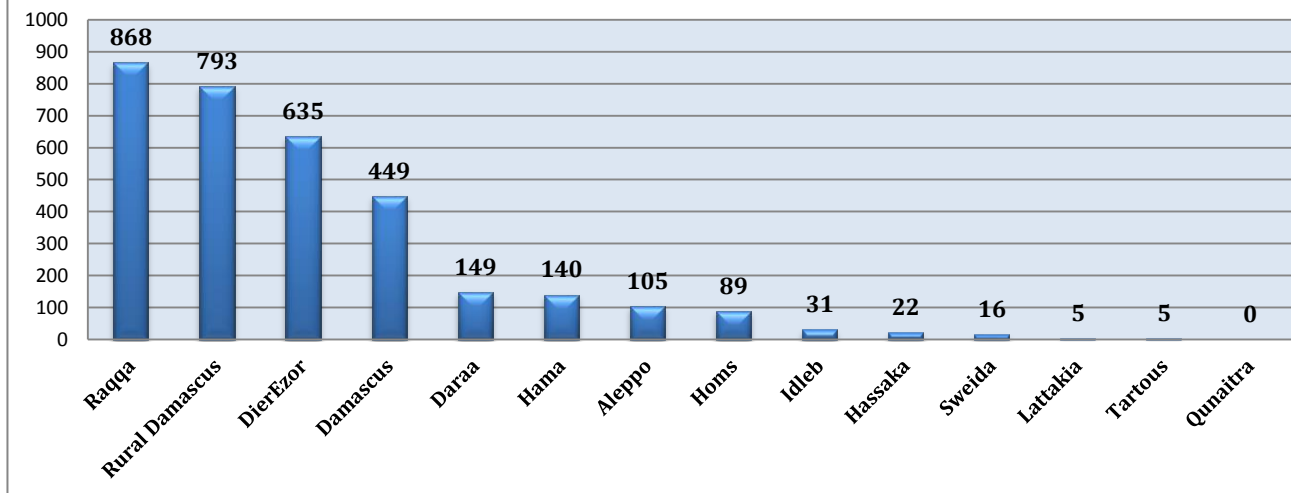
- ❖ ILI constitutes (34.72%) of the cases among <5 and (30.40%) among ≥ 5, while AD constitutes (48.99%) among < 5 and (27.90%) among ≥ 5.
- ❖ 56% of the cases were among males. 58% of the cases were among ≥ 5 age group.
- ❖ Graph 4 displays the trend of the (23,748) AJS cases between wk1-wk24/2015. The distribution of the cases per governorates shows that Damascus, Rural Damascus, and Idleb, have the highest number of cases for this week.



- ❖ In total, 4,189 cases were reported as “other diseases”. The most important diseases reported within this group were: 487 cases of Leishmaniasis (most of which were reported from Hamah 64%, Idleb 15%, and Damascus 11%), 205 cases of Brucellosis (most of which were reported from Rural Damascus 40%, Damascus 22% and DierEzor 17%), 146 cases of Typhoid (most of which were reported from DierEzor 42% and Rural Damascus 28%), 43 cases of Pertussis, and 20 cases of TB.
- ❖ Graph 5 and 6 below show the trend analysis of Brucellosis cases reported from all governorates and the distribution of cases per governorates respectively. It shows that Rural Damascus, Damascus, and DierEzor have the highest number of cases this week.



**Graph 4: Distribution of Brucellosis Cases between WK1-WK24 per governorate**



#### ❖ The Response

**Acute flaccid paralysis:** Stool samples were collected from the AFP cases and sent to the reference lab in Damascus. Last Polio national vaccination campaign was implemented between 31<sup>st</sup> May and 4<sup>th</sup> June. The annualized AFP rate is 3.2 up to this week.

**Acute Watery Diarrhoea:** the case was managed properly, no samples were taken.

**Bloody Diarrhoea:** no samples have been collected from the detected cases in DeirEzore due to access problems.

**Measles:** Blood samples have been collected from some cases and sent to the reference lab in Damascus.

**Brucellosis:** Several meetings with the Ministry of Agriculture have been conducted to discuss collaborative control efforts. A guideline on Brucellosis case management have been developed in cooperation with WHO, and distributed to all brucellosis treatment centres in all governorates.

**Meningitis:** Meningitis cases detected are not clustered. Cases were managed according to the national protocol; and investigation forms were filled for some cases but not all; it shows that most of the cases are viral meningitis not bacterial. Preventive therapy was provided as necessary for contacts of the probable bacterial meningitis.

**Table-1: Distribution of cases per age group, and by Governorate-week-24, 2015:**

Code	age group	Idleb	Hassaka	Raqqa	Sweida	Qunaitra	Lattakia	Aleppo	Hama	Homs	Daraa	Damascus	DierEzor	Rural Damascus	Tartous	Grand Total	
AD	< 5	115	405	125	224	42	83	282	274	67	378	410	561	450	72	3488	6265
	≥ 5	93	154	60	268	97	69	193	135	60	271	442	422	387	126	2777	
BD	< 5	0	31	1	4	1	1	0	0	0	30	3	16	2	0	89	155
	≥ 5	0	1	1	11	8	1	0	0	0	11	6	27	0	0	66	
AWD	< 5	0	0	0	0	0	0	0	0	0	0	0	0	0	0	0	1
	≥ 5	0	0	0	0	0	0	0	0	0	0	0	0	1	0	1	
AJS	< 5	42	3	15	2	1	3	33	11	25	6	25	20	33	0	219	738
	≥ 5	58	2	13	9	12	7	48	46	46	7	169	19	82	1	519	
ILI	< 5	178	93	0	173	14	60	389	89	23	115	317	509	309	203	2472	5498
	≥ 5	135	46	0	348	50	61	335	128	33	112	434	523	414	407	3026	
AFP	< 5	0	0	0	0	0	0	0	2	0	0	0	0	0	0	2	5
	≥ 5	0	0	0	0	0	0	2	0	0	0	1	0	0	0	3	
SM	< 5	3	2	7	1	0	3	0	4	0	0	4	3	0	0	27	37
	≥ 5	1	0	6	0	0	0	1	0	0	0	0	2	0	0	10	
SMN	< 5	0	0	6	2	0	0	0	5	0	0	2	0	1	0	16	30
	≥ 5	0	1	0	0	0	0	1	4	0	0	7	0	1	0	14	
SARI	< 5	1	18	0	2	0	0	0	25	0	0	14	8	0	0	68	155
	≥ 5	2	18	0	7	0	1	0	8	0	0	46	4	1	0	87	
Others	< 5	56	1	11	0	74	0	198	98	5	39	58	58	136	5	739	4189
	≥ 5	97	6	3	16	68	0	2158	287	40	59	245	138	309	24	3450	
<b>Total Sum of &lt; 5</b>		395	553	165	408	132	150	902	508	120	568	833	1175	931	280	7120	17073
<b>Total Sum of ≥ 5</b>		386	228	83	659	235	139	2738	608	179	460	1350	1135	1195	558	9953	
<b>Total</b>		<b>781</b>	<b>781</b>	<b>248</b>	<b>1067</b>	<b>367</b>	<b>289</b>	<b>3640</b>	<b>1116</b>	<b>299</b>	<b>1028</b>	<b>2183</b>	<b>2310</b>	<b>2126</b>	<b>838</b>	<b>17073</b>	