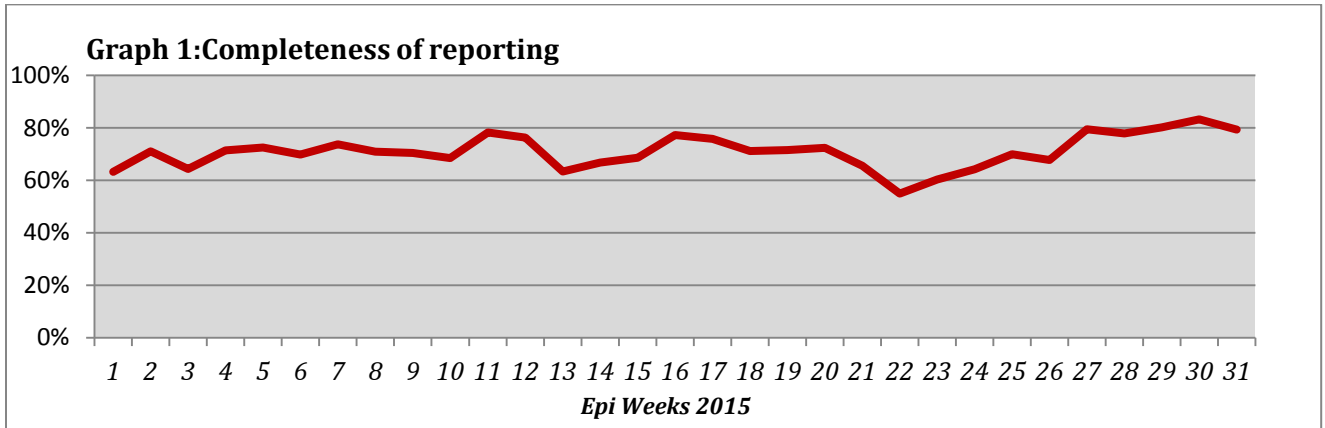


Highlights:

- ❖ 1 AWD case was detected in Rural Damascus.

❖ Completeness& Timeliness of Reporting

- ❖ The overall completeness of reporting was 79%; (719 out of total 906 EWARS sentinel sites). (See Graph 1). 14 governorates have reported this week.

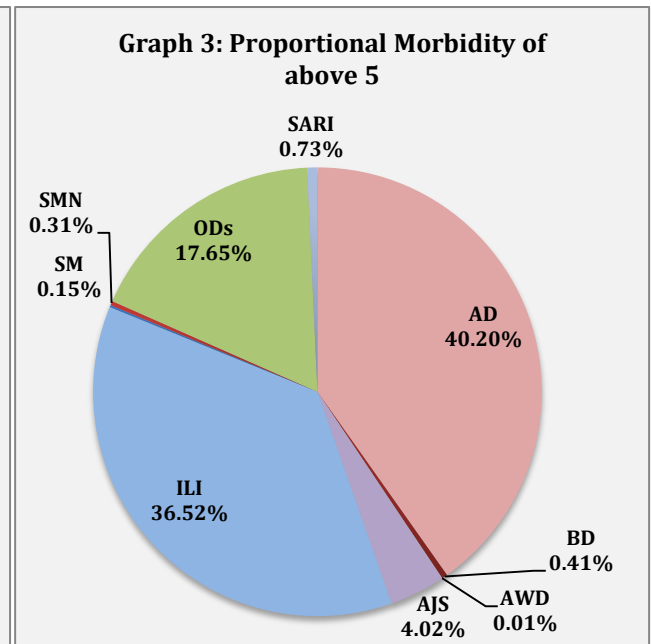
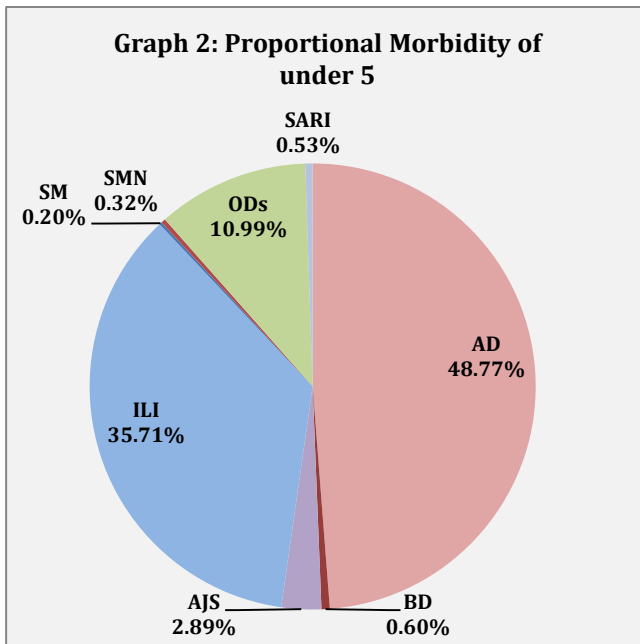


- ❖ Timeliness of reporting is 87%.

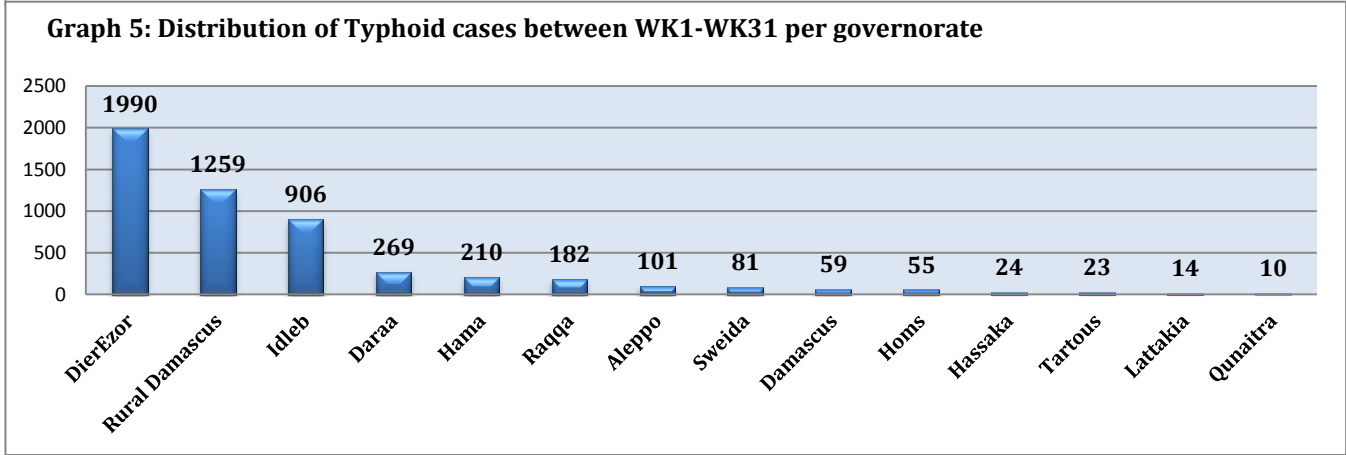
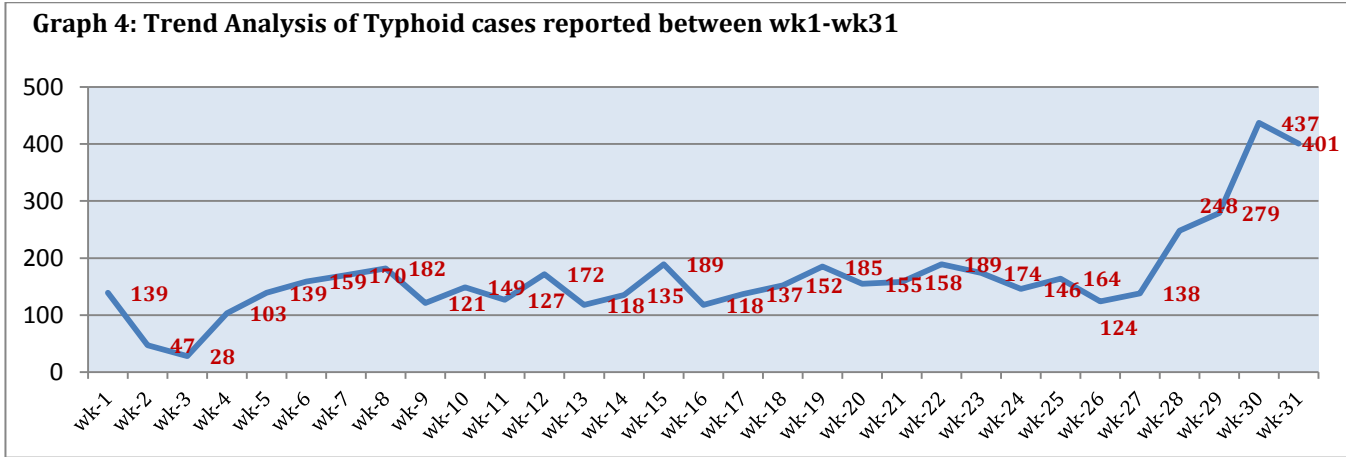
❖ The Morbidity Cases

- ❖ Out of the 181,447 total consultations, a total of 20,208 EWARS notifiable cases were reported; of which 8,910 cases were Acute Diarrhoea (44%), 7,307 cases were Influenza like Illness (36%), 708 cases of AJS, 130 cases of Sever Acute Respiratory Infection, 100 cases of Bloody Diarrhoea, 63 cases of Meningitis, 34 cases of Suspected Measles, and 1 AWD cases.

- ❖ Graphs 2 and 3 below show the proportional morbidity among < 5 and ≥ 5 year age groups respectively.

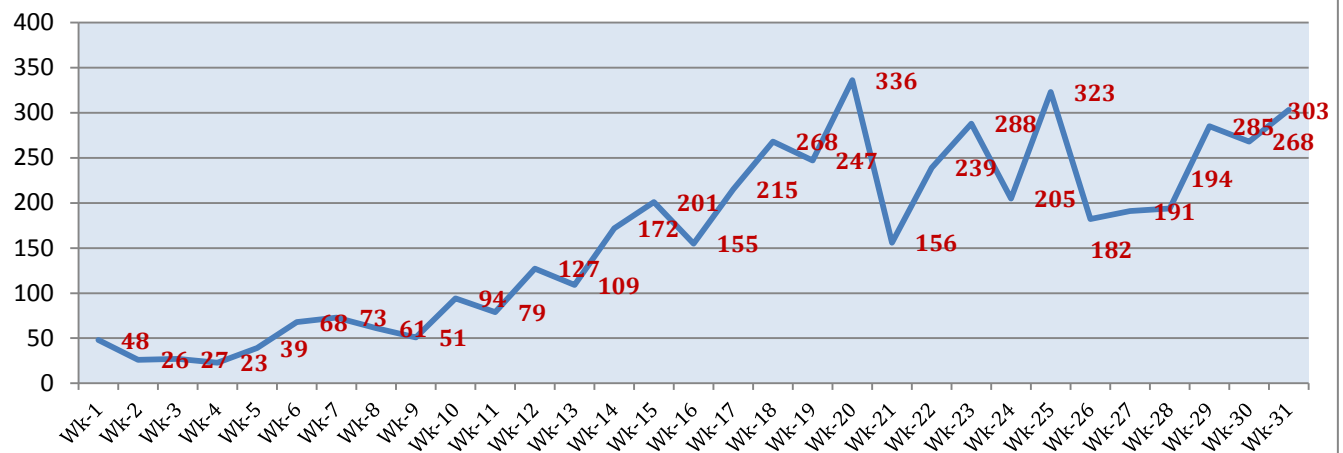


- ❖ AD constitutes (48.77%) among < 5 and (40.20%) among ≥ 5, while ILI constitutes (35.71%) of the cases among <5 and (36.52%) among ≥ 5.
- ❖ 51% of cases were distributed among males. 55% of the cases were distributed among ≥5 age group.
- ❖ In total, 2,955 cases were reported as “other diseases”. The most important diseases reported within this group were: 401 cases of Typhoid (most of which were reported from Idleb 53% and DierEzor 19%), 366 cases of Leishmaniasis (most of which were reported from Idleb 47%, Hamah 17%, and Aleppo 16%), 303 cases of Brucellosis (most of which were reported from Idleb 26%, Rural Damascus 20%, and Aleppo 19%), 36 cases of Pertussis, and 28 cases of TB.
- ❖ Graph 4 and 5 below show the trend analysis of Typhoid cases reported from all governorates and the distribution of cases per governorates respectively. It shows that Deir-ez-Zor, Rural Damascus, and Idleb have the highest number of cases.

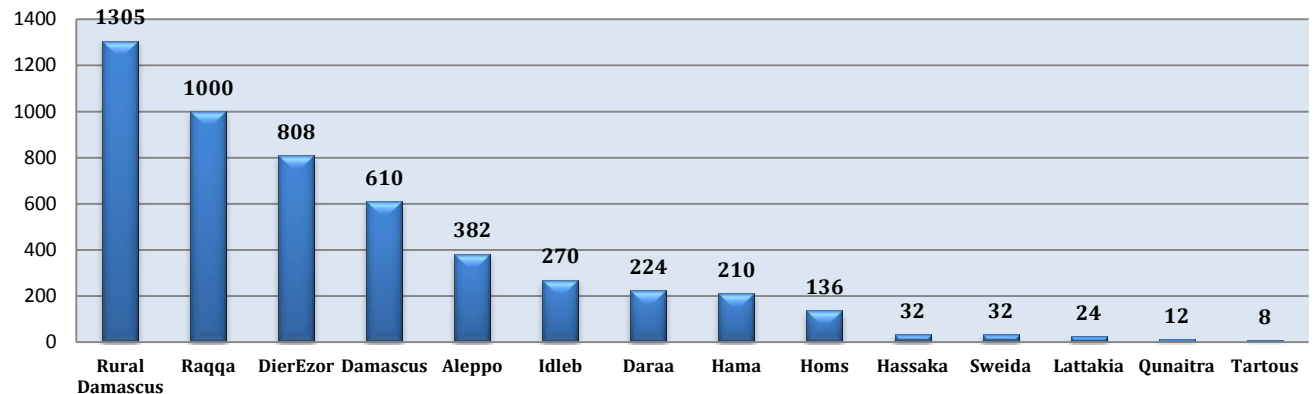


- ❖ Graph 6 and 7 below show the trend analysis of Brucellosis cases reported from all governorates and the distribution of cases per governorates respectively. It shows that Rural Damascus, Raqqqa, and Dier Ezor have the highest number of cases.

Graph 6: Trend analysis of Brucellosis Cases between WK1-WK31



Graph 7: Distribution of Brucellosis Cases between WK1-WK31 per governorate



❖ The Response

Acute Watery Diarrhoea: detected case was at inaccessible area, no sample was collected, and case was managed properly.

Bloody Diarrhoea: Most cases were reported from inaccessible areas in Deir-ez-Zor, no samples have been collected from the detected cases. All the cases were managed properly

Measles: Blood samples have been collected from some cases and sent to the reference lab in Damascus.

Brucellosis: Health educational sessions have been conducted to ensure food safety at health facilities level.

Meningitis: Cases were managed according to the national protocol; and investigation forms were filled for some cases but not all; it shows that most of the cases are viral meningitis not bacterial. Preventive therapy was provided as necessary for contacts of the probable bacterial meningitis

Table-1: Distribution of cases per age group, and by Governorate-week-31, 2015:

Code	age group	Idleb	Hassaka	Raqqa	Sweida	Qunaitra	Lattakia	Aleppo	Hama	Homs	Daraa	Damascus	DierEzor	Rural Damascus	Tartous	Grand Total
AD	< 5	336	136	201	161	130	704	765	233	74	131	593	403	448	162	4477
	≥ 5	296	121	72	273	127	725	623	226	59	82	675	328	466	360	4433
BD	< 5	1	10	1	7	3	8	1	0	0	2	8	11	2	1	55
	≥ 5	0	6	0	6	6	3	1	0	0	6	7	5	5	0	45
AWD	< 5	0	0	0	0	0	0	0	0	0	0	0	0	0	0	0
	≥ 5	0	0	0	0	0	0	0	0	0	0	0	0	1	0	1
AJS	< 5	135	0	20	0	3	4	39	6	1	0	19	21	17	0	265
	≥ 5	150	2	15	5	12	25	46	24	8	0	81	9	56	10	443
ILI	< 5	386	26	3	107	85	874	289	91	5	55	323	384	314	336	3278
	≥ 5	336	28	2	171	188	960	286	63	8	37	539	291	447	673	4029
AFP	< 5	0	0	0	0	0	0	0	0	0	0	0	0	0	0	0
	≥ 5	0	0	0	0	0	0	0	0	0	0	0	0	0	0	0
SM	< 5	0	0	10	0	0	0	1	0	0	0	1	3	3	0	18
	≥ 5	5	0	3	0	0	0	0	1	0	0	2	5	0	0	16
SMN	< 5	2	0	1	2	0	0	0	4	0	0	8	0	12	0	29
	≥ 5	1	0	1	0	0	1	0	6	0	0	2	0	21	2	34
SARI	< 5	29	2	0	1	0	0	0	4	0	0	8	3	2	0	49
	≥ 5	29	0	0	1	0	1	0	7	0	0	30	1	12	0	81
Others	< 5	361	5	22	2	59	7	331	24	11	3	34	45	103	2	1009
	≥ 5	391	16	9	41	94	113	524	132	42	5	173	137	256	13	1946
Total Sum of < 5		1250	179	258	280	280	1597	1426	362	91	191	994	870	901	501	9180
Total Sum of ≥ 5		1208	173	102	497	427	1828	1480	459	117	130	1509	776	1264	1058	11028
Total		2458	352	360	777	707	3425	2906	821	208	321	2503	1646	2165	1559	20208