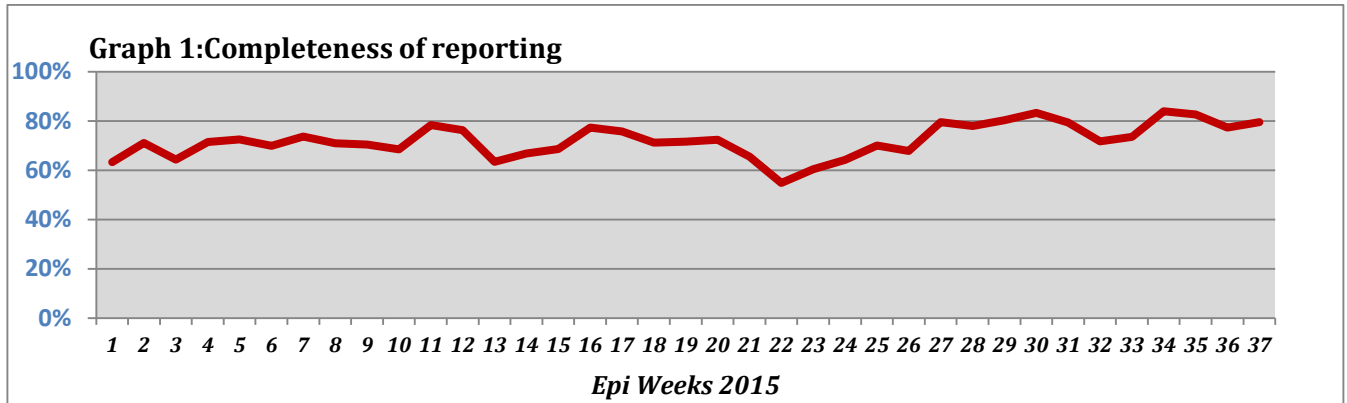


Highlights:

❖ 3 AFP cases were detected in Rural Damascus and Raqqa.

❖ Completeness& Timeliness of Reporting

❖ The overall completeness of reporting was 79%; (775 out of total 975 EWARS sentinel sites). (See Graph 1). 14 governorates have reported this week.

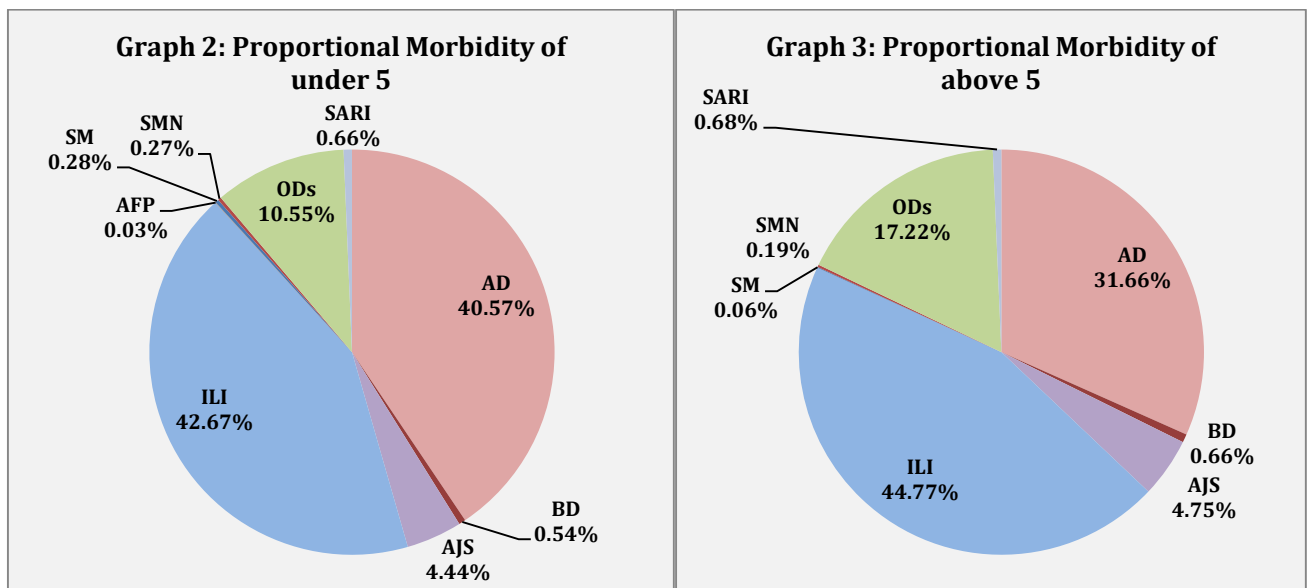


❖ Timeliness of reporting is 87%.

❖ The Morbidity Cases

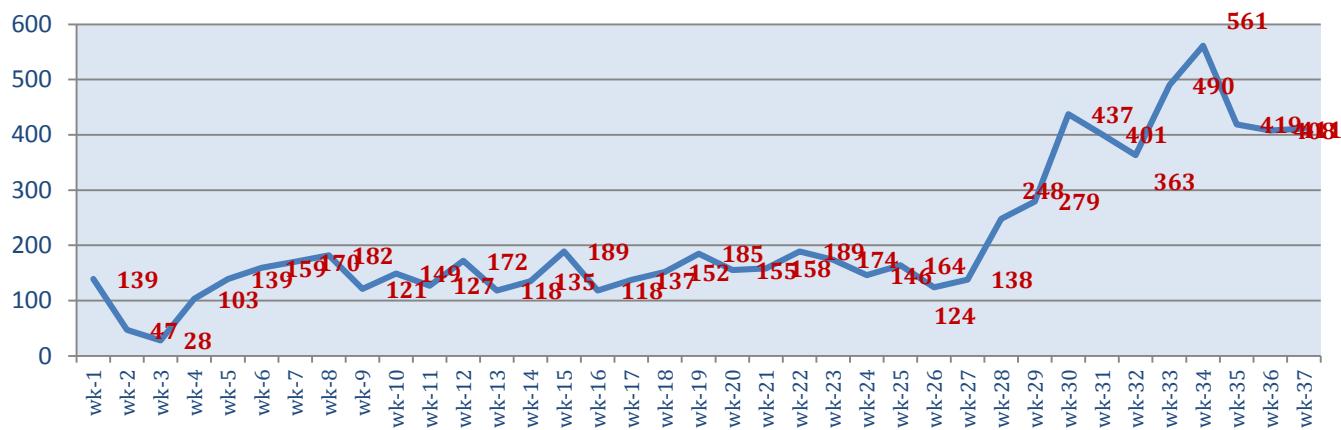
❖ Out of the 181,494 total consultations, a total of 20,397 EWARS notifiable cases were reported; of which 8,959 cases were Influenza like Illness (44%), 7,312 cases were Acute Diarrhoea (36%), 943 cases of AJS, 137 cases of Sever Acute Respiratory Infection, 124 cases of Bloody Diarrhoea, 46 cases of Suspected Meningitis, 33 cases of Suspected Measles, and 3 AFP cases.

❖ Graphs 2 and 3 below show the proportional morbidity among < 5 and ≥ 5 year age groups respectively.

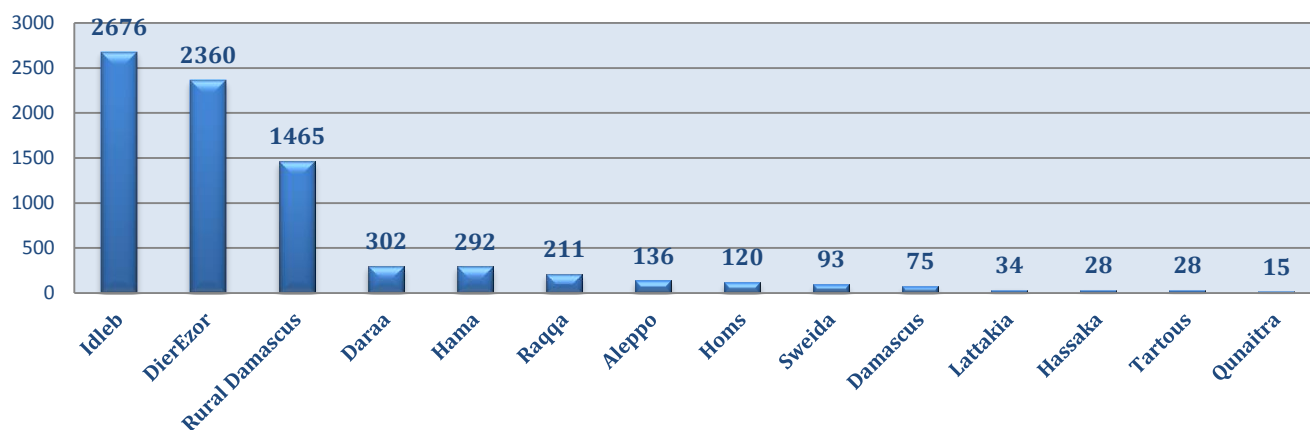


- ❖ AD constitutes (40.5%) among < 5 and (31.6%) among ≥ 5, while ILI constitutes (42.67%) of the cases among <5 and (44.7%) among ≥ 5.
- ❖ 51% of cases were distributed among males. 54% of the cases were distributed among ≥5 age group.
- ❖ In total 2,840 cases were reported as “other diseases”. The most important diseases reported within this group were; 411 cases of Typhoid (most of which were reported from Idleb 59%, DierEzor 15% and Rural Damascus 10%), 353 cases of Leishmaniasis (most of which were reported from Idleb 55%, and Hamah 29%), 199 cases of Brucellosis (most of which were reported from Idleb 28%, Rural Damascus 19%, and DierEzor 11%), 64 cases of Pertussis, and 13 cases of TB.
- ❖ Graph 4 and 5 below show the trend analysis of Typhoid cases reported from all governorates and the distribution of cases per governorates respectively. It shows that that the accumulative number of cases is higher in Idleb, DierEzor and Rural Damascus. In addition, the highest number of cases reported for this week were from Idleb.

Graph 4: Trend Analysis of Typhoid cases reported between WK1-WK37

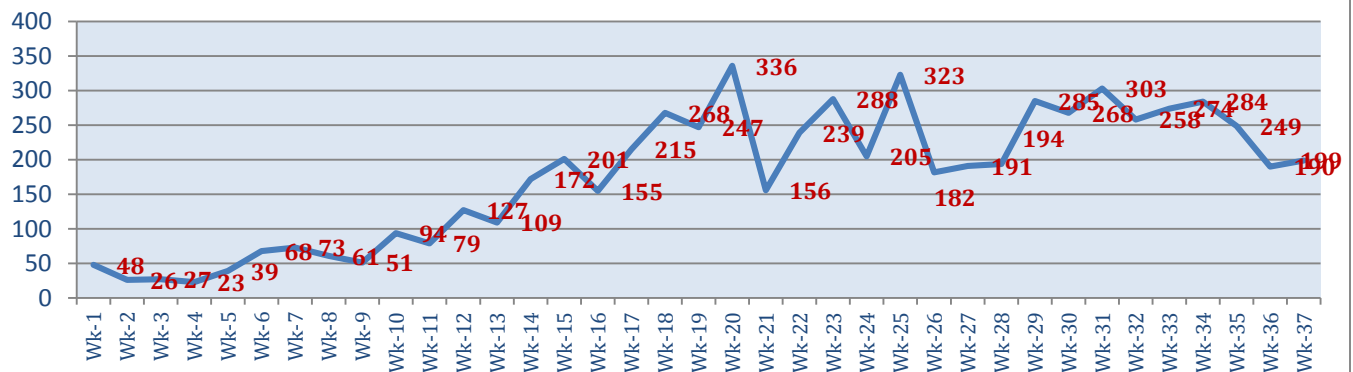


Graph 5: Distribution of Typhoid cases between WK1-WK37 per governorate

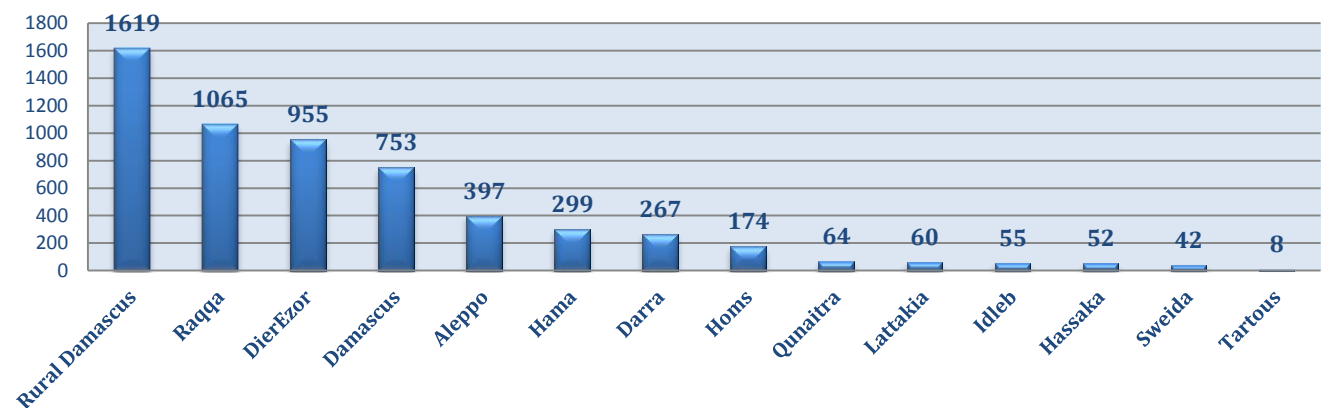


- ❖ Graph 6 and 7 below show the trend analysis of Brucellosis cases reported from all governorates and the distribution of cases per governorates respectively. It shows that that the accumulative number of cases is higher in Rural Damascus, Raqqa and DierEzor while the highest number of cases reported for this week were from Idleb, Rural Damascus and DierEzor.

Graph 7: Trend analysis of Brucellosis Cases between WK1-WK37



Graph 6: Distribution of Brucellosis Cases between WK1-WK37 per governorate



❖ The Response

Acute flaccid paralysis: Stool sample were collected from the AFP cases and sent to the reference lab in Damascus. The next round of Polio national vaccination campaign will be implemented between 18 and 22 of October. The annualized rate is 3.1 up to this week.

Bloody Diarrhoea: Cases are not clustered and were managed properly. No samples were collected from the cases.

Measles: Blood samples have been collected from some cases and sent to the reference lab in Damascus.

Brucellosis: Workshops on the diagnosis and treatment of Brucellosis were conducted by ministry of health for the health workers. Brochures for raising the awareness on Brucellosis prevention measures have been distributed to most governorates.

Meningitis: Cases were managed according to the national protocol; and investigation forms were filled for some cases but not all; it shows that most of the cases are viral meningitis not bacterial. Preventive therapy was provided as necessary for contacts of the probable bacterial meningitis.

Typhoid: Trainings on case management of Typhoid and other water and food borne diseases were conducted by ministry of health for the health workers in nine governorates.

Table-1: Distribution of cases per age group, and by Governorate-week-37, 2015:

Code	age group	Idleb	Hassaka	Raqqa	Sweida	Qunaitra	Lattakia	Aleppo	Hama	Homs	Daraa	Damascus	DierEzor	Rural Damascus	Tartous	Grand Total	
AD	< 5	357	74	206	96	114	491	624	287	120	101	475	424	297	142	3808	7312
	≥ 5	261	19	93	150	138	531	426	197	92	81	614	322	282	298	3504	
BD	< 5	0	5	1	6	2	11	1	0	1	2	6	12	4	0	51	124
	≥ 5	0	3	1	10	15	8	20	0	0	5	4	4	3	0	73	
AWD	< 5	0	0	0	0	0	0	0	0	0	0	0	0	0	0	0	0
	≥ 5	0	0	0	0	0	0	0	0	0	0	0	0	0	0	0	
AJS	< 5	210	0	27	2	4	8	75	11	11	3	26	28	11	1	417	943
	≥ 5	173	0	6	12	11	65	66	33	25	10	69	14	30	12	526	
ILI	< 5	358	8	0	137	98	1252	441	256	16	55	334	490	231	329	4005	8959
	≥ 5	283	11	0	407	242	1214	261	235	17	64	517	475	311	917	4954	
AFP	< 5	0	0	2	0	0	0	0	0	0	0	0	0	1	0	3	3
	≥ 5	0	0	0	0	0	0	0	0	0	0	0	0	0	0	0	
SM	< 5	0	0	8	0	0	3	1	1	2	0	4	6	1	0	26	33
	≥ 5	0	0	2	1	0	0	0	0	0	0	1	3	0	0	7	
SMN	< 5	0	0	15	0	0	2	0	5	1	0	2	0	0	0	25	46
	≥ 5	0	0	2	1	0	5	0	6	2	0	5	0	0	0	21	
SARI	< 5	26	1	0	1	0	0	0	17	0	0	15	2	0	0	62	137
	≥ 5	19	1	0	7	0	2	0	7	0	0	39	0	0	0	75	
Others	< 5	451	0	14	5	53	41	307	61	14	2	15	41	52	5	1061	2840
	≥ 5	381	2	3	12	99	160	393	165	43	9	191	126	185	10	1779	
Total Sum of < 5		1402	88	273	247	271	1808	1449	638	165	163	877	1003	597	477	9458	20397
Total Sum of ≥ 5		1117	36	107	600	505	1985	1166	643	179	169	1440	944	811	1237	10939	
Total		2519	124	380	847	776	3793	2615	1281	344	332	2317	1947	1408	1714	20397	