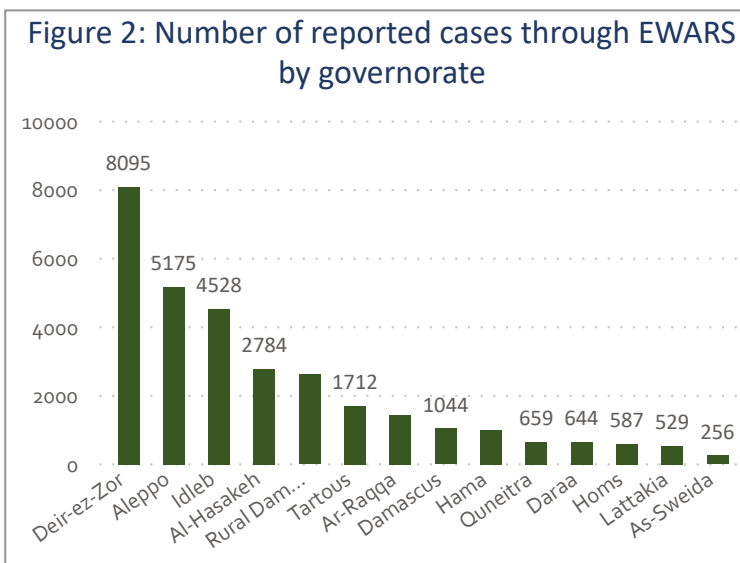
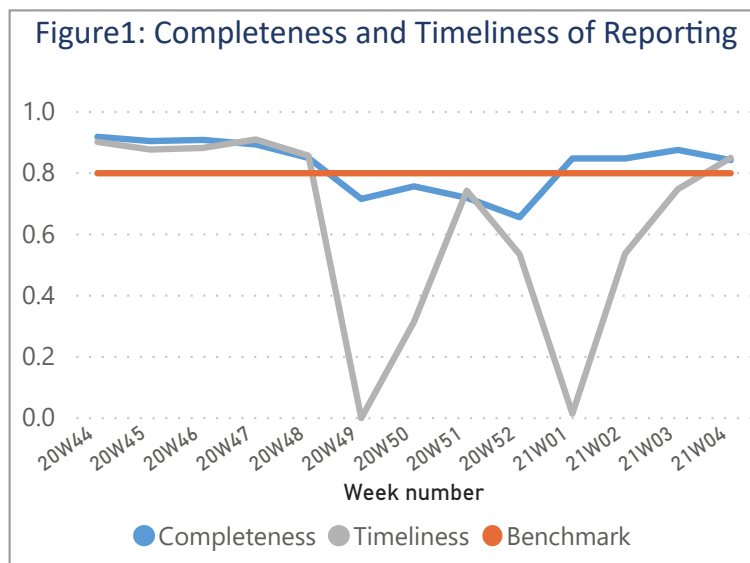


Highlights

- A total of 182,006 consultations were recorded in all the 14 governorates
- The leading causes of morbidity among all age groups were Influenza Like Illness 18,156 (58.43%) and Acute Diarrhea 7,390 (23.78%).
- A total of 937 suspected COVID-19 cases were reported by EWARS system, Most of the cases were reported from Hama (249), Tartous (191) and Aleppo (148)
- MoH reported 441 confirmed cases of COVID-19, the cumulative number of COVID-19 confirmed cases is 13998
- 6 AFP cases reported in Damascus (4) Hama (1) Aleppo (1).
- 13 suspected measles cases in Idleb (9) Rural Damascus (2) Aleppo (1) Ar-Raqqa (1)

Performance Indicators

- A total of 1,147 out of 1,361 active reporting sites (84.28%) in all 14 governorates of Syria reported through EWARS, with 85% timeliness among those sites providing data during the week (Figure 1)



Morbidity

- A total of 182,006 consultations were recorded in 1147 health facilities in 14 governorates. Among them, 31,073 cases were EWARS notifiable health conditions (Figure 2)
- The leading causes of morbidity among all age groups were Influenza Like Illness 18,156 (58.43%) and Acute Diarrhea 7,390 (23.78%).
- Of the 31,073 total reported cases, 49.79% (15,472) were female, and 42.73% (13,279) were children under 5 years old
- Children under 5 years of age 58.57% of cases are ILI, and ILI representing 58.32% of the cases above 5 years during this reporting period (Figure 3)
- The proportional morbidity of ILI is 6.42% and **decrease of trend** was observed: -3.56% from the previous week (Figure 4)
- The proportional morbidity of AD is 2.76% and **decrease of trend** was observed: -1.3% from the previous week (Figure 4)

Figure 3: Proportional morbidity by age group

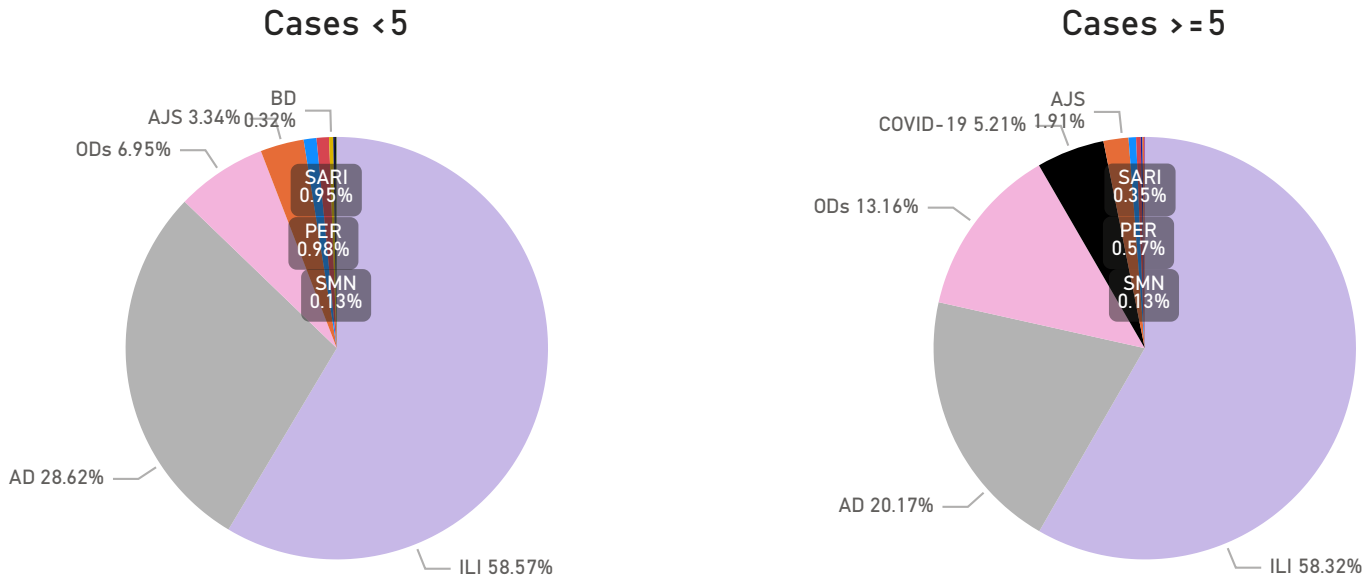
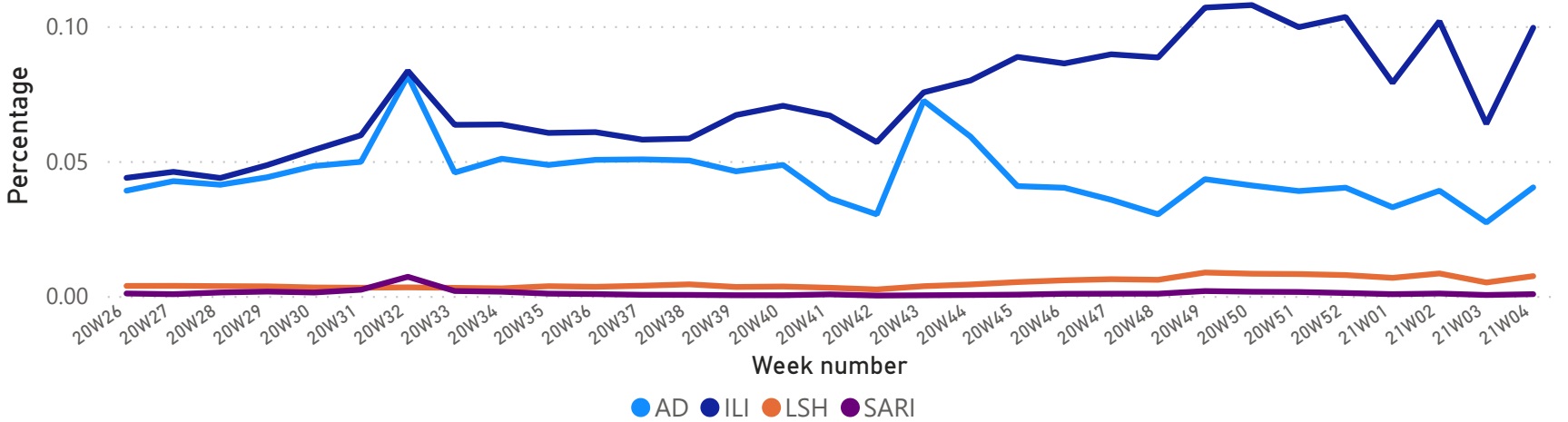


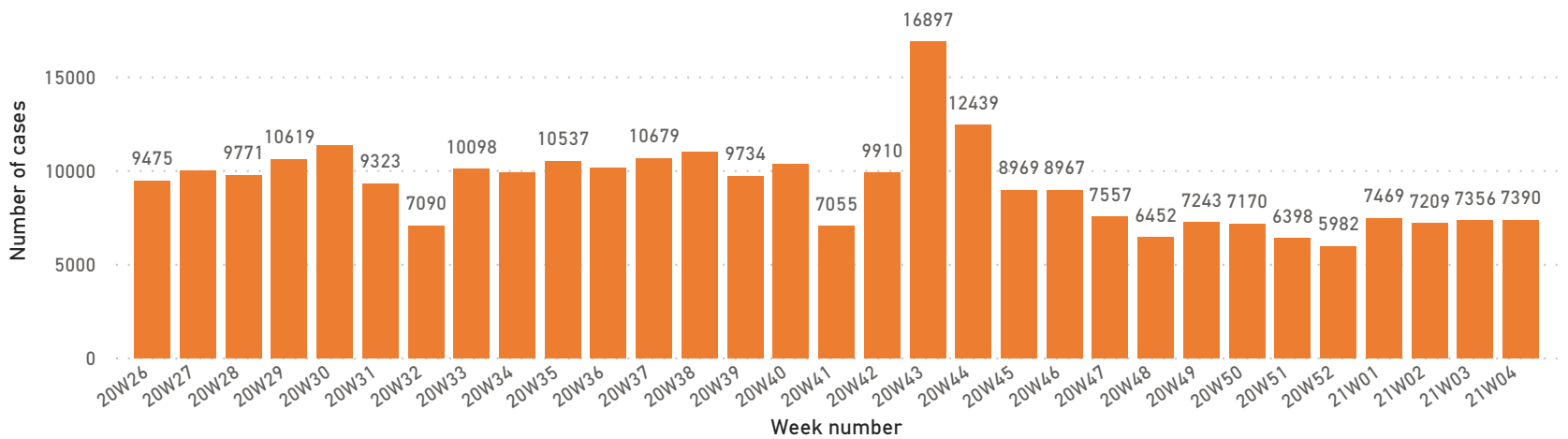
Figure 4: Proportion of Morbidity of top 4 diseases among the total consultation



1. Waterborne Diseases

- There was 0 case of acute watery diarrhea (AWD)
- A total of 7,390 AD cases were reported during this week

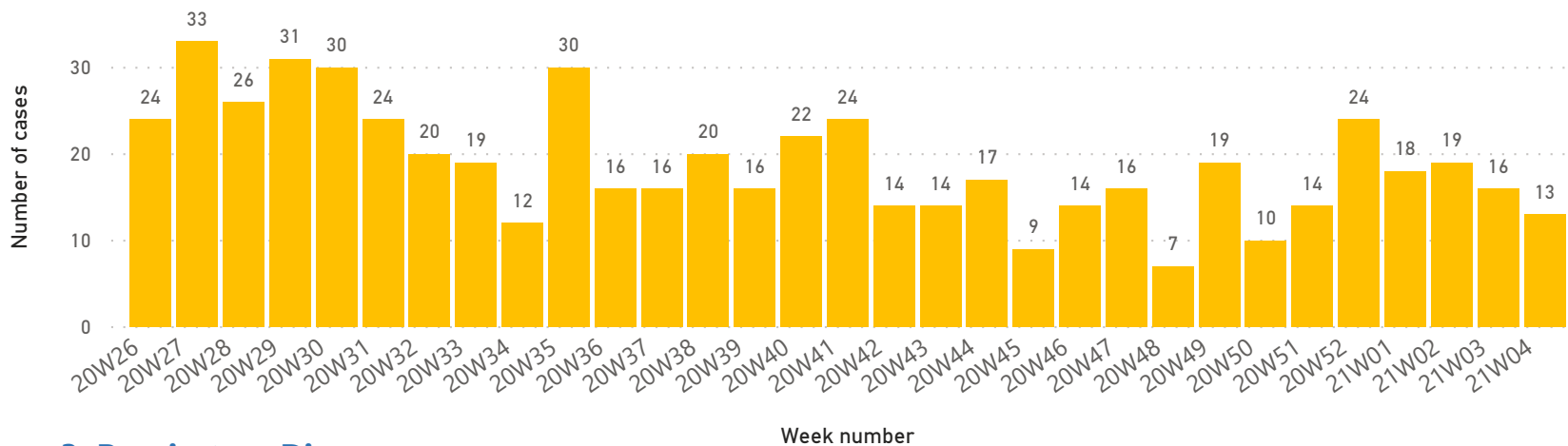
Figure 5: acute diarrhea by week



2. Vaccine Preventable Diseases

- 6 cases of acute flaccid paralysis (AFP) were reported in this week
- Number of suspected measles in the reporting week was (13) cases. Most cases were reported from Idleb (9) Rural Damascus (2) Aleppo (1) Ar-Raqqa (1).

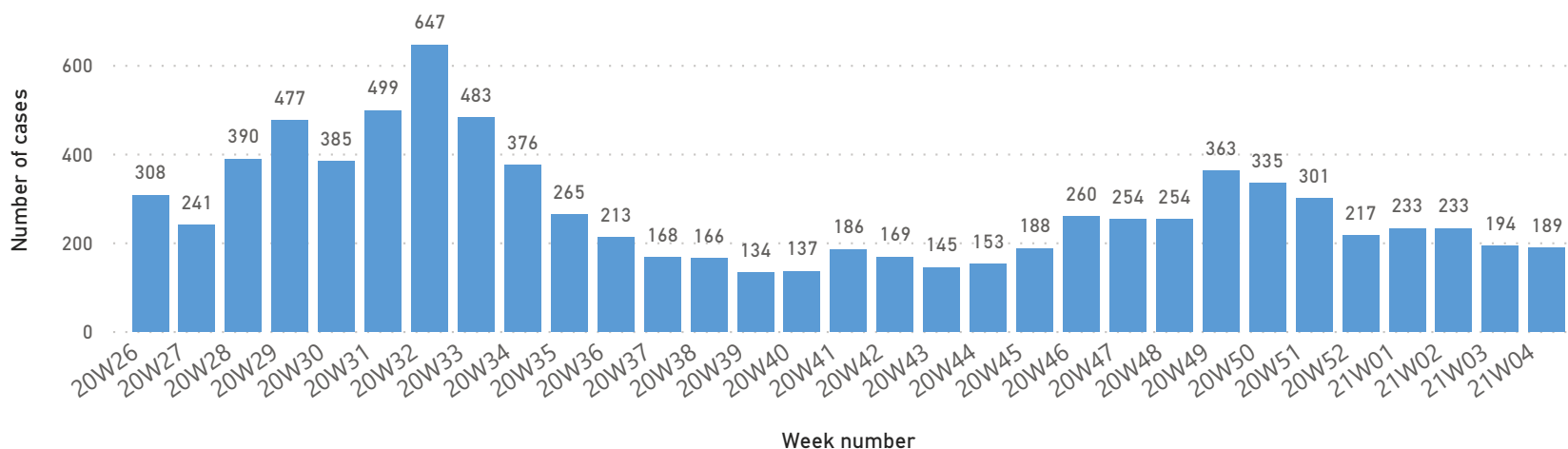
Figure 6: suspected measles cases by week



3. Respiratory Diseases

- In total, 18,156 ILI cases were reported during week. (Figure 6)
- In total, 189 SARI cases were reported, and the trend is shown in (Figure 7). Most of the cases were reported from Al-Hasakeh (49) Hama (47) Damascus (42) Tartous (33) Aleppo (12) Ar-Raqqa (2) Deir-ez-Zor (2) As-Sweida (1) Idleb (1)

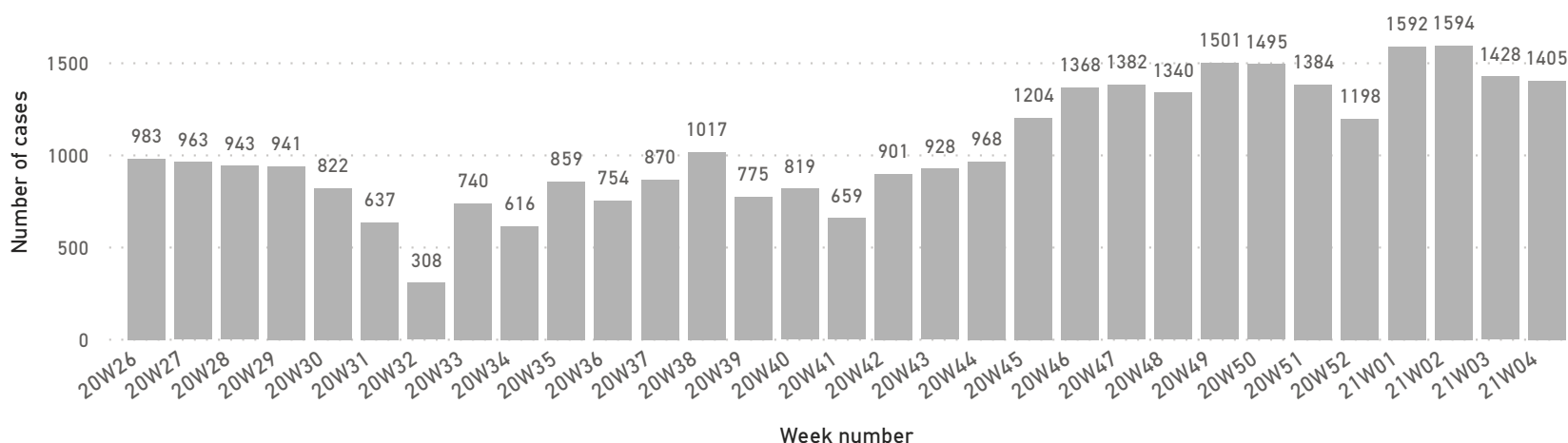
Figure 7: SARI cases by week



4. Other Diseases

- 3,264 cases were reported as "other diseases" through EWARS. The health conditions with the highest incidents were Leishmaniasis (1405) Lice (603) and Scabis (384)
- During this week, most of suspected leishmaniasis cases were reported from Aleppo (612) Deir-ez-Zor (394) Hama (139)

Figure 8: suspected Leishmaniasis cases by week



COVID-19

- As of 30 January 2021, a total of 13,998 cases – in 13 governorates, Damascus (2,698) (19.27%), Homs (2,208) (15.77%), Aleppo (2,135) (15.25%), Lattakia (1,730) (12.36%), Rural Damascus (1,424) (10.17%), Tartous (1,056) (7.54%), Dar'a (924) (6.6%), As-Sweida (835) (5.97%), Hama (648) (4.63%), Quneitra (240) (1.71%), Deir-ez-(58) (0.41%), Al-Hasakeh (35) (0.25%), Ar-Raqqqa (7) (0.05%),

- 169 cases are Travell Related (1.21%), 948 cases are Contact with confirmed case (6.77%), 12,881 cases are undefined source of exposure (92.02%),

- A total of 937 suspected COVID-19 cases were reported by EWARS system, in this week. Most of cases were reported from Hama (249), Tartous (191) and Aleppo (148)

- Number of deaths related to COVID-19 is 916 in 11 governorates, CFR 6.5%

Figure 9: confirmed COVID-19 cases by type of exposure

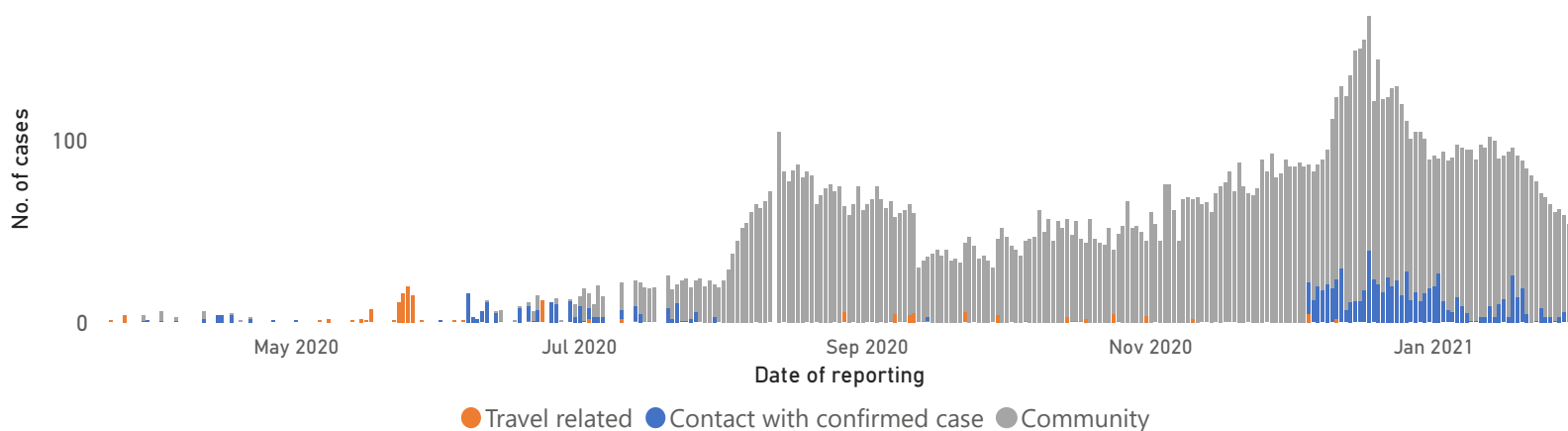
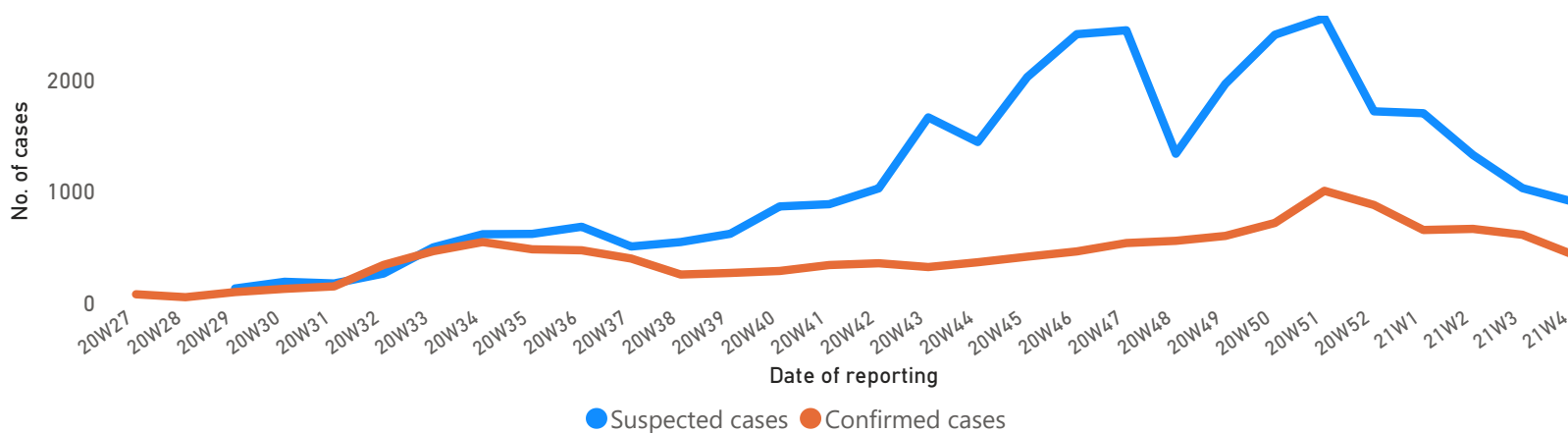


Figure 10: Suspected and confirmed COVID-19 cases



Comparison with Previous Week by Health

DiseaseName	21W01	21W02	21W03	21W04	Total
Acute bloody diarrhea	115	99	103	63	380
Acute Diarrhea	7,469	7,209	7,356	7,390	29,424
Acute Flaccid Paralysis	1	3	3	6	13
Acute Watery diarrhea (suspected cholera)	0	0	0	0	0
Brucellosis	103	103	108	119	433
chicken pox	180	179	154	173	686
COVID-19 Suspected	1,744	1,330	1,048	937	5,059
Influenza Like Illness	17,834	18,706	17,096	18,156	71,792
Leishmaniasis	1,592	1,594	1,428	1,405	6,019
Lice	607	605	508	603	2,323
Measles and Rubella	18	19	16	13	66
Meningitis	48	53	42	40	183
Mumps	46	63	61	56	226
Others	149	142	191	251	733
Pertussis	240	304	254	232	1,030
SARI	233	233	194	189	849
Scabis	366	457	317	384	1,524
Suspected Hepatitis (Jaundice)	907	1,035	782	783	3,507
Tuberculosis	15	20	13	31	79
Typhoid Fever	213	248	252	242	955
Total	31,880	32,402	29,926	31,073	125,281

Case Distribution by Age Group, and by Governorate

Week

2021 Week 04 (24 - 30 January 2021)

DiseaseGroup	Aleppo	Al-Hasakeh	Ar-Raqqa	As-Sweida	Damascus	Daraa	Deir-ez-Zor	Hama	Homs	Idleb	Lattakia	Quneitra	Rural Damascus	Tartous	Total
Priority Diseases	4,377	2,404	1,406	248	1,023	552	7,231	820	561	3,792	505	644	2,548	1,698	27,809
Influenza Like Illness	2,924	1,591	690	172	597	301	5,275	220	401	1,827	380	491	2,066	1,221	18,156
5 years or more	1,927	859	349	125	270	203	2,778	134	231	930	217	241	1,210	904	10,378
Less than 5 years	997	732	341	47	327	98	2,497	86	170	897	163	250	856	317	7,778
Acute Diarrhea	1,241	746	434	46	321	141	1,403	283	116	1,737	121	128	434	239	7,390
Less than 5 years	591	442	235	19	178	69	852	157	59	854	23	70	169	83	3,801
5 years or more	650	304	199	27	143	72	551	126	57	883	98	58	265	156	3,589
COVID-19 Suspected	148	5		25	41	104	33	249	40	50	1	18	32	191	937
5 years or more	143	5		25	41	104	33	246	40	50	1	16	32	191	927
Less than 5 years	5			0	0	0	0	3	0			2	0	0	10
Suspected Hepatitis (Jaundice)	47	5	250	4	13	5	326	16	4	78	3	6	13	13	783
Less than 5 years	15	3	144	0	1	0	226	3	2	42	1	3	2	1	443
5 years or more	32	2	106	4	12	5	100	13	2	36	2	3	11	12	340
Pertussis	1	0	0	0	0	0	157	0	0	74	0	0	0	0	232
Less than 5 years	1	0	0	0	0	0	92	0	0	37	0	0	0	0	130
5 years or more	0	0	0	0	0	0	65	0	0	37	0	0	0	0	102
SARI	12	49	2	1	42	0	2	47	0	1	0	0	0	33	189
Less than 5 years	12	33	0	0	23	0	1	44	0	1	0	0	0	12	126
5 years or more	0	16	2	1	19	0	1	3	0	0	0	0	0	21	63
Acute bloody diarrhea	0	7	20	0	0	0	35	0	0	0	0	1	0	0	63
Less than 5 years	0	6	10	0	0	0	26	0	0	0	0	0	0	0	42
5 years or more	0	1	10	0	0	0	9	0	0	0	0	1	0	0	21
Meningitis	2	1	9	0	5	1	0	4	0	16	0	0	1	1	40
5 years or more	0	0	4	0	3	1	0	2	0	11	0	0	1	1	23
Less than 5 years	2	1	5	0	2	0	0	2	0	5	0	0	0	0	17
Measles and Rubella	1	0	1	0	0	0	0	0	0	9	0	0	2	0	13
5 years or more	1	0	1	0	0	0	0	0	0	6	0	0	0	0	8
Less than 5 years	0	0	0	0	0	0	0	0	0	3	0	0	2	0	5
Acute Flaccid Paralysis	1	0	0	0	4	0	0	1	0	0	0	0	0	0	6
Less than 5 years	1	0	0	0	3	0	0	0	0	0	0	0	0	0	4
5 years or more	0	0	0	0	1	0	0	1	0	0	0	0	0	0	2
Acute Watery diarrhea (suspected cholera)	0	0	0			0	0						0		0
5 years or more		0											0		0
Less than 5 years	0	0	0			0	0								0
Other Diseases	798	380	27	8	21	92	864	183	26	736	24	15	76	14	3,264
Leishmaniasis	612	113	2	3	7	0	394	139	3	111	4	0	10	7	1,405
5 years or more	494	71	1	3	5	0	258	106	3	68	3	0	7	6	1,025
Less than 5 years	118	42	1	0	2	0	136	33	0	43	1	0	3	1	380
Lice	78	32	4	0	1	0	94	10	2	361	16	2	2	1	603
5 years or more	64	14	4	0	0	0	67	9	2	226	16	2	2	1	407
Less than 5 years	14	18	0	0	1	0	27	1	0	135	0	0	0	0	196
Scabis	60	63	0	5	3	0	149	10	13	56	4	0	18	3	384
5 years or more	53	39	0	5	2	0	117	10	12	31	2	0	18	3	292
Less than 5 years	7	24	0	0	1	0	32	0	1	25	2	0	0	0	92
Others	1	160	0	0	2	67	0	3	0	0	0	7	10	1	251
5 years or more	1	73	0	0	2	59	0	1	0	0	0	5	9	1	151
Less than 5 years	0	87	0	0	0	8	0	2	0	0	0	2	1	0	100
Typhoid Fever	4	3	7	0	0	12	141	9	0	59	0	0	7	0	242
5 years or more	4	3	7	0	0	12	124	7	0	24	0	0	7	0	188
Less than 5 years	0	0	0	0	0	0	17	2	0	35	0	0	0	0	54
chicken pox	20	6	4	0	1	4	24	2	2	98	0	5	7	0	173
5 years or more	13	2	2	0	1	3	5	1	2	67	0	5	4	0	105
Less than 5 years	7	4	2	0	0	1	19	1	0	31	0	0	3	0	68
Brucellosis	4	2	9	0	1	8	45	10	6	14	0	1	19	0	119
5 years or more	4	2	6	0	1	8	33	10	6	7	0	1	16	0	94
Less than 5 years	0	0	3	0	0	0	12	0	0	7	0	0	3	0	25
Mumps	1	1	1	0	0	0	16	0	0	37	0	0	0	0	56
5 years or more	0	1	1	0	0	0	10	0	0	37	0	0	0	0	49
Less than 5 years	1	0	0	0	0	0	6	0	0	0	0	0	0	0	7
Tuberculosis	18	0	0	0	6	1	1	0	0	0	0		3	2	31
5 years or more	17	0	0	0	6	1	1	0	0	0	0		3	2	30
Less than 5 years	1	0	0	0	0	0	0	0	0	0	0		0	0	1
Total	5,175	2,784	1,433	256	1,044	644	8,095	1,003	587	4,528	529	659	2,624	1,712	31,073