

#### Highlights:

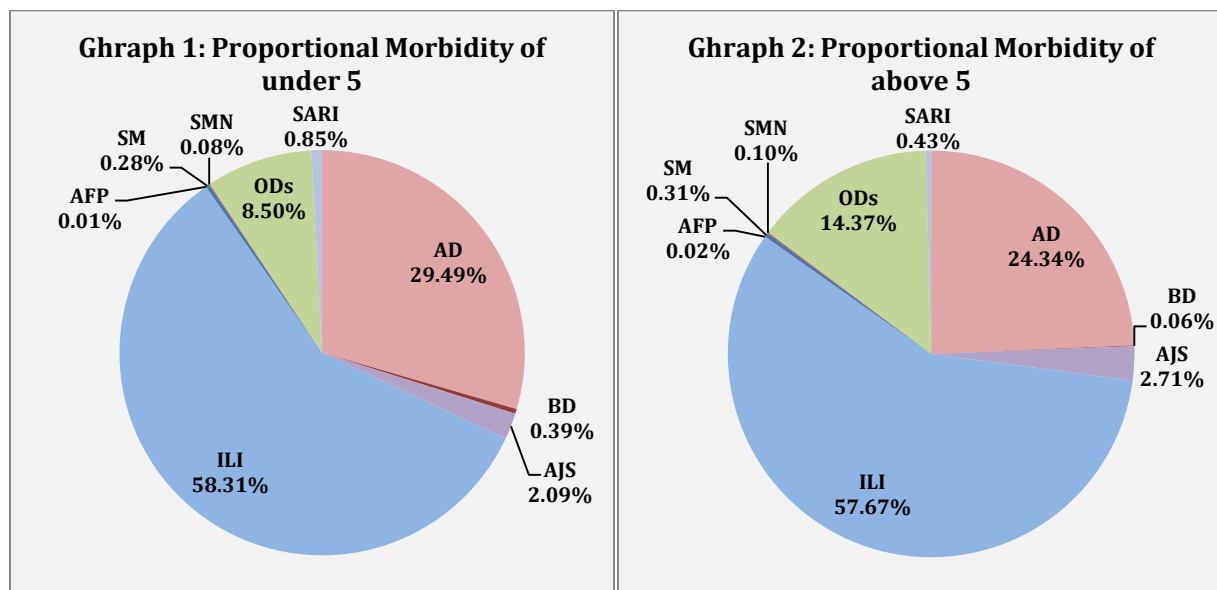
- ❖ (3) AFP cases were detected in Hama, Homs, and Tartous.
- ❖ Measles cases have continued to be detected in different locations in the southern Syrian governorates.

#### ❖ Completeness& Timeliness of Reporting

- ❖ The overall completeness of reporting was 77%; (857 out of total 1112 EWARS sentinel sites). (13) Governorates have reported this week. Raqqa did not report this week due to the restrictions imposed by ISIS.
- ❖ Timeliness of reporting is 79%.

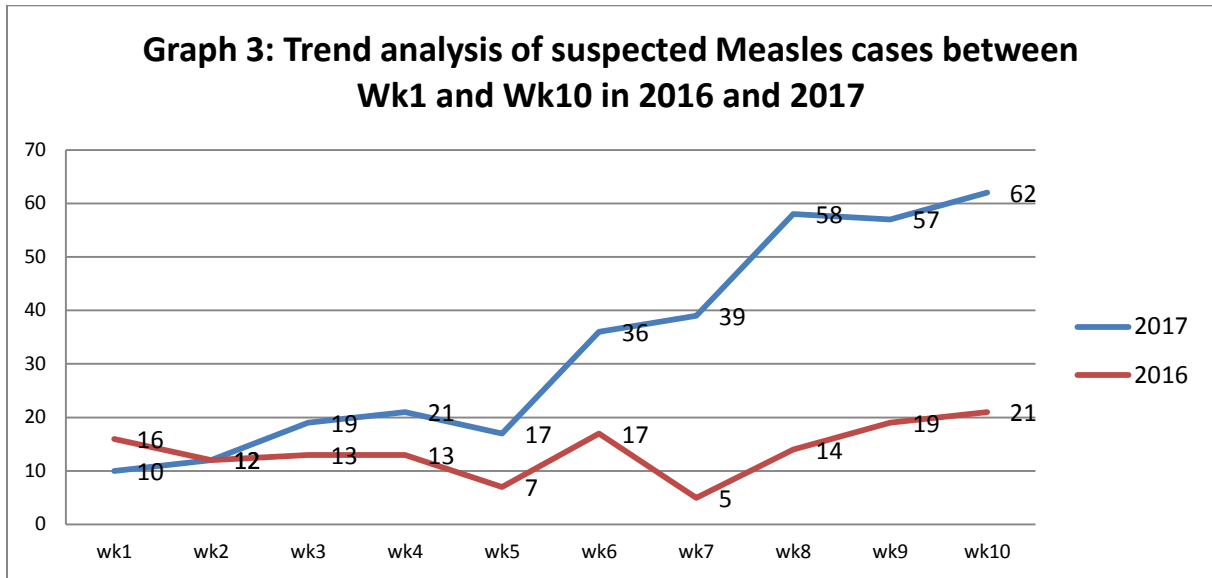
#### ❖ The Morbidity Cases

- ❖ Out of the 207,953 total consultations, a total of 20,911 EWARS notifiable cases were reported; of which 12,161 cases were Influenza like Illness (58%), 5,550 cases were Acute Diarrhoea (27%), 516 cases of AJS, 127 cases of Severe Acute Respiratory Infection, 40 cases of Bloody Diarrhoea, 62 cases of Suspected Measles, 19 cases of Suspected Meningitis, and 3 cases of Acute Flaccid Paralysis.
- ❖ Graphs 1 and 2 below show the proportional morbidity among < 5 and ≥ 5 year age groups respectively.



- ❖ AD constitutes (29.49%) among < 5 and (24.34%) among ≥ 5, while ILI constitutes (58.31%) of the cases among <5 and (57.67) among ≥ 5.
- ❖ 51% of the cases were distributed among males. 59% of the cases were distributed among ≥ 5 age group.
- ❖ In total 2,433 cases were reported as “other diseases”. The most important diseases reported within this group were; 588 cases of Leishmaniasis (most of which were reported from Hamah 39%, Idleb 28%, and Aleppo 15%), 255 cases of Typhoid (most of which were reported from DierEzor 49%, Idleb 42%, and Hama 6%), 108 cases of Brucellosis, 21 cases of Pertussis, and 17 cases of TB.

Graph 3 shows the trend analysis of suspected Measles cases reported between week 1 and week 10 of 2016 and 2017. It shows significant increase in the number of reported SM cases in 2017.



Graph 4 shows comparison in the number of positive Measles cases reported during February and January of 2016 and 2017.

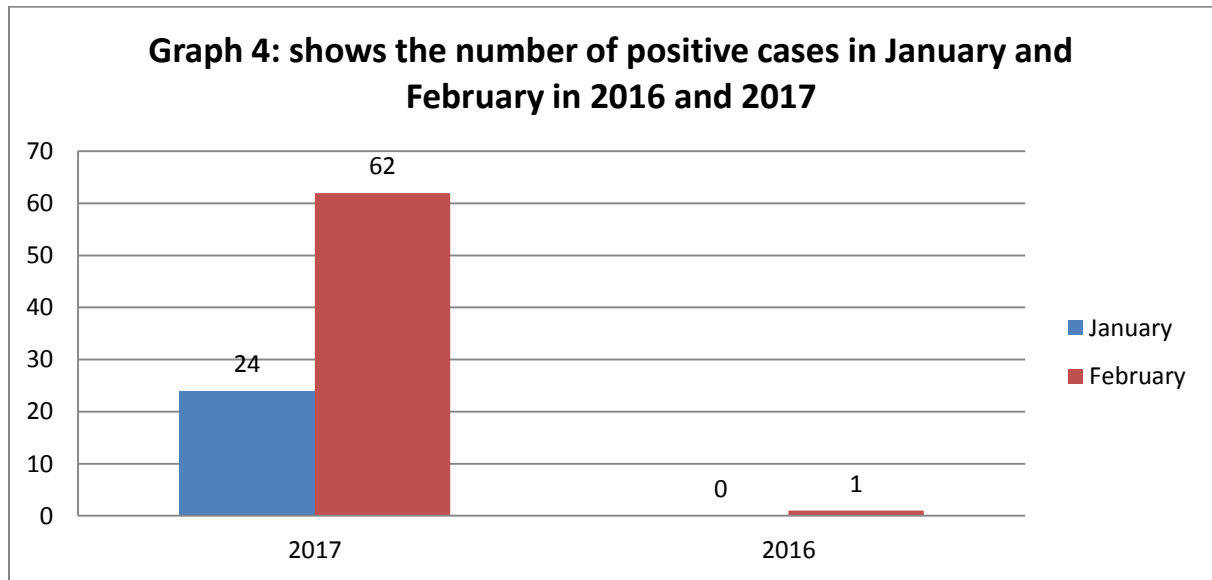


Table 2 shows a comparison between reported cases in week 9 & week 10. It also shows a slight increase in suspected Meningitis reported from different governorates.

**Table 2: comparison between reported cases in week 9 and week 10 in 2017**

Disease	Week 9	Week 10
AD	5219	5550
BD	44	40
AWD	0	0
AJS	516	516
ILI	13931	12161
AFP	3	3
SM	57	62
SMN	9	19
SARI	165	127
TYF	247	255
PER	50	21
LSH	823	588
BRU	158	108
TB	21	17
SCA	492	431
LIC	861	894
CHP	222	201
Others	93	119

#### ❖ The Response

**Acute flaccid paralysis:** Stool samples were collected from AFP cases and sent to the reference lab in Damascus. Laboratory test for AFP cases detected in previous weeks showed negative results for Polio. The next round of Polio national immunization campaign will be conducted next week.

**Measles outbreak:** Since the beginning of 2017 Measles cases have been reported from the southern part of the country (Damascus, Rural Damascus, Dara'a and Quneitra).

Up to the epidemic week 10 the number of reported suspected Measles cases in 2017 is (331) comparing with 137 during the same period in 2016. Furthermore, (89) laboratory confirmed cases and (13) epidemiological confirmed cases were reported since the beginning of 2017 in comparison with (66) positive cases reported throughout the whole year 2016.

As a response of this outbreak, localized measles vaccination activities with MMR and Vitamin A were implemented in (rural Damascus, Quneitra, Daraa) in the areas that reported measles outbreaks (East Ghouta Jaramana, Alkiswa, Shaqraniya).

**Table-1: Distribution of cases per age group, and by Governorate-week- 10, 2017:**

Code	age group	Idleb	Hassaka	Raqqa	Sweida	Qunaitra	Lattakia	Aleppo	Hama	Homs	Daraa	Damascus	DierEzor	Rural Damascus	Tartous	Grand Total
AD	< 5	177	21	0	57	29	240	553	98	113	128	522	396	133	57	2524
	≥ 5	183	4	0	58	29	343	756	120	85	105	674	391	190	88	3026
BD	< 5	0	0	0	1	0	2	0	1	0	1	0	28	0	0	33
	≥ 5	0	0	0	1	0	1	1	0	0	0	3	0	1	0	7
AWD	< 5	0	0	0	0	0	0	0	0	0	0	0	0	0	0	0
	≥ 5	0	0	0	0	0	0	0	0	0	0	0	0	0	0	0
AJS	< 5	66	0	0	0	0	29	19	8	0	5	15	35	2	0	179
	≥ 5	31	0	0	2	3	50	74	32	8	6	60	38	7	26	337
ILI	< 5	225	23	0	208	145	1092	733	160	167	297	488	872	236	345	4991
	≥ 5	195	25	0	256	382	1419	825	185	176	368	908	875	796	760	7170
AFP	< 5	0	0	0	0	0	0	0	0	1	0	0	0	0	0	1
	≥ 5	0	0	0	0	0	0	0	1	0	0	0	0	0	1	2
SM	< 5	0	0	0	1	0	0	1	0	0	1	5	6	10	0	24
	≥ 5	0	0	0	0	2	0	0	0	0	1	3	16	16	0	38
SMN	< 5	0	0	0	0	0	0	0	2	0	0	4	0	1	0	7
	≥ 5	0	0	0	1	0	0	0	5	0	0	4	0	1	1	12
SARI	< 5	0	0	0	2	0	4	1	45	0	0	17	2	0	2	73
	≥ 5	0	0	0	4	0	18	0	19	3	0	8	2	0	0	54
Others	< 5	302	0	0	1	5	6	130	49	69	15	22	48	26	2	675
	≥ 5	255	4	0	9	24	73	443	437	137	26	68	186	79	17	1758
Total Sum of < 5		770	44	0	270	179	1373	1437	363	350	447	1073	1387	408	406	8507
Total Sum of ≥ 5		664	33	0	331	440	1904	2099	799	409	506	1728	1508	1090	893	12404
Total		1434	77	0	619	3277	3536	1162	759	953	2801	2895	1498	1299	20911	20911