

Highlights:

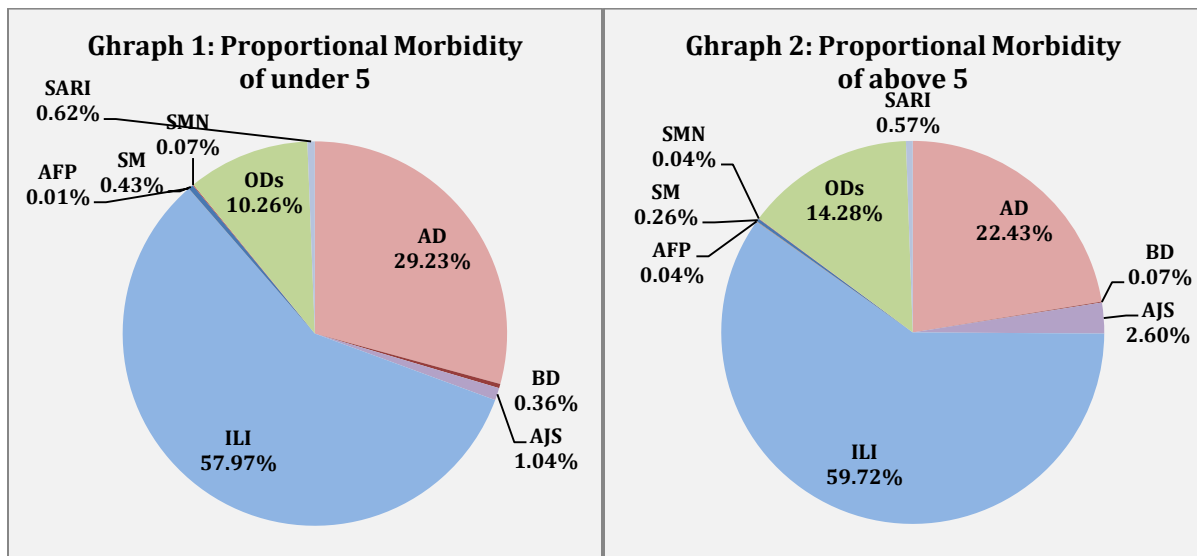
- ❖ (5) AFP cases were detected in Lattakia (2), Damascus (1), Hama (1) and Aleppo (1).
- ❖ (11) Suspected Measles cases were reported during this week from one village Al-Raqqa governorate (Khatonia village in Althawra district)

❖ Completeness & Timeliness of Reporting

- ❖ The overall completeness of reporting was 78%; (874 out of total 1122 EWARS sentinel sites).
- (14) Governorates have reported this week. Timeliness of reporting is 88%.

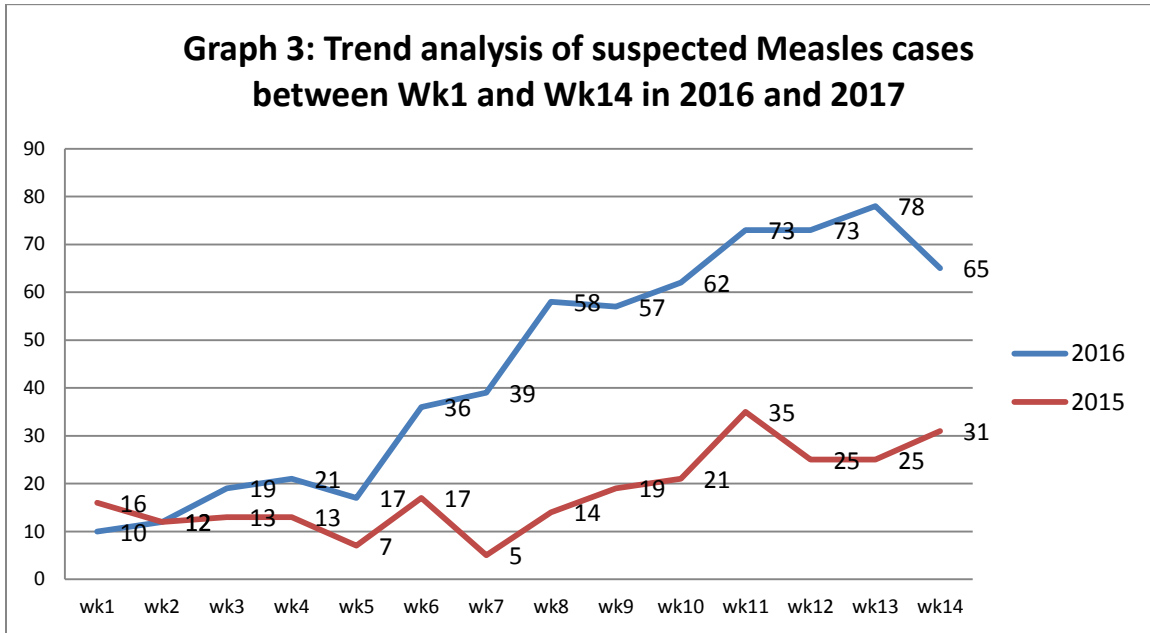
❖ The Morbidity Cases

- ❖ Out of the 205,643 total consultations, a total of 19,475 EWARS notifiable cases were reported; of which 11,533 cases were Influenza like Illness (59%), 4,954 cases were Acute Diarrhoea (25%), 378 cases of AJS, 116 cases of Sever Acute Respiratory Infection, 65 cases of Suspected Measles, 38 cases of Bloody Diarrhoea, 10 cases of Suspected Meningitis, and 5 cases of Acute Flaccid Paralysis.
- ❖ Graphs 1 and 2 below show the proportional morbidity among < 5 and ≥ 5 year age groups respectively.



- ❖ AD constitutes (29.23%) among < 5 and (22.43 %) among ≥ 5, while ILI constitutes (57.97%) of the cases among <5 and (59.72) among ≥ 5.
- ❖ 50% of the cases were distributed among males. 57% of the cases were distributed among ≥5 age group.
- ❖ In total 2,376 cases were reported as “other diseases”. The most important diseases reported within this group were; 517 cases of Leishmaniasis (most of which were reported from Idleb 44%, Hama 31%, Aleppo 11%), 220 cases of Typhoid (most of which were reported from Idleb 43%, DierEzor 35%, and Rural Damascus 10%), 157 cases of Brucellosis, 17 cases of Pertussis, and 16 cases of TB.

Graph 3 shows the trend analysis of suspected Measles cases reported between week 1 and week 14 of 2016 and 2017. It shows a slight decrease in the number of reported SM cases this week.



Graph 4 shows a comparison in the number of confirmed lab Measles cases reported during the first three months of 2016 and 2017.

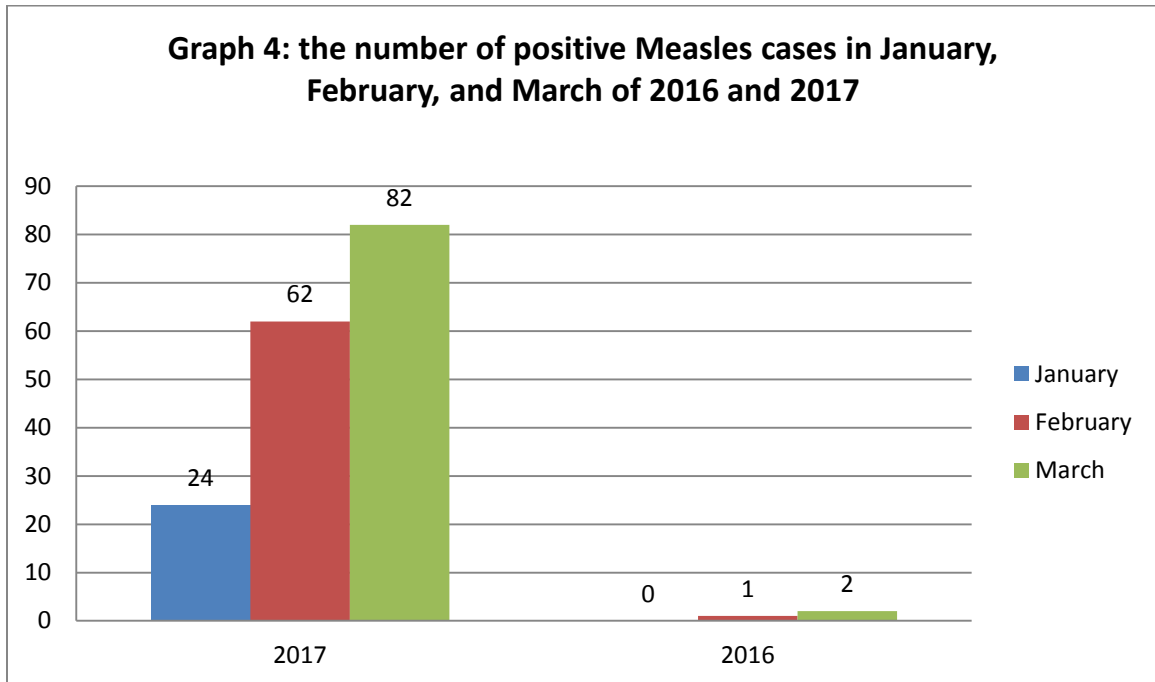


Table 1 shows a comparison between reported cases in week 13 & week 14.

Table 1: comparison between reported cases in week 13 and week 14 in 2017

Disease	Week 13	Week 14
AD	5774	4954
BD	58	38
AWD	0	0
AJS	380	378
ILI	13133	11533
AFP	6	5
SM	78	65
SMN	8	10
SARI	123	116
TYF	220	221
PER	26	17
LSH	517	475
BRU	141	157
TB	14	16
SCA	394	514
LIC	618	712
CHP	293	346
Others	334	264

❖ The Response

Acute flaccid paralysis: Stool samples were collected from AFP cases and sent to the reference lab in Damascus. Laboratory test for AFP cases detected in previous weeks showed negative results for Polio. The annualized AFP rate up to week 13 is 3.3.

Measles in Raqqa: All the cases were primary school children (age from 7 to 12 years). Measles investigation form was sent to the reporting sites to be filled with more information about date of onset, symptoms, and vaccination status. In addition, blood samples will be collected from some suspected cases to be sent to the reference lab in Damascus. MoH is delivering MMR vaccine to some districts in Al-Raqqa, vaccination campaign will be implemented during this month in Al-Raqqa.

Table-2: Distribution of cases per age group, and by Governorate-week- 14, 2017:

Code	age group	Idleb	Hassaka	Raqqa	Sweida	Qunaitra	Lattakia	Aleppo	Hama	Homs	Daraa	Damascus	DierEzor	Rural Damascus	Tartous	Grand Total
AD	< 5	192	22	75	127	35	216	382	113	125	181	419	388	126	39	2440
	≥ 5	132	2	36	83	42	246	431	83	80	121	608	383	164	103	2514
BD	< 5	0	0	3	7	0	1	1	0	0	1	2	15	0	0	30
	≥ 5	0	0	0	8	0	0	0	0	0	0	0	0	0	0	8
AWD	< 5	0	0	0	0	0	0	0	0	0	0	0	0	0	0	0
	≥ 5	0	0	0	0	0	0	0	0	0	0	0	0	0	0	0
AJS	< 5	24	0	9	0	2	2	18	4	0	4	10	11	3	0	87
	≥ 5	9	0	1	2	3	16	93	16	7	3	111	19	5	6	291
ILI	< 5	200	18	5	235	205	905	676	98	168	373	570	744	295	348	4840
	≥ 5	140	28	2	429	461	1275	790	110	268	450	853	640	567	680	6693
AFP	< 5	0	0	0	0	0	1	0	0	0	0	0	0	0	0	1
	≥ 5	0	0	0	0	0	1	1	1	0	0	1	0	0	0	4
SM	< 5	0	0	9	2	0	0	2	0	3	1	10	2	6	1	36
	≥ 5	0	0	2	4	0	2	8	0	0	1	2	2	8	0	29
SMN	< 5	0	0	1	3	0	1	0	1	0	0	0	0	0	0	6
	≥ 5	0	0	0	0	0	1	0	0	0	0	3	0	0	0	4
SARI	< 5	0	0	0	7	0	4	0	21	0	0	18	1	0	1	52
	≥ 5	0	0	0	24	0	24	0	9	0	0	6	1	0	0	64
Others	< 5	290	0	20	24	48	10	121	47	50	26	42	43	79	2	802
	≥ 5	232	3	23	31	30	69	440	240	93	35	63	118	186	11	1574
Total Sum of < 5		706	40	122	405	290	1140	1200	284	346	586	1071	1204	509	391	8294
Total Sum of ≥ 5		513	33	64	581	536	1634	1763	459	448	610	1647	1163	930	800	11181
Total		1219	73	186	986	826	2774	2963	743	794	1196	2718	2367	1439	1191	19475