

Highlights:

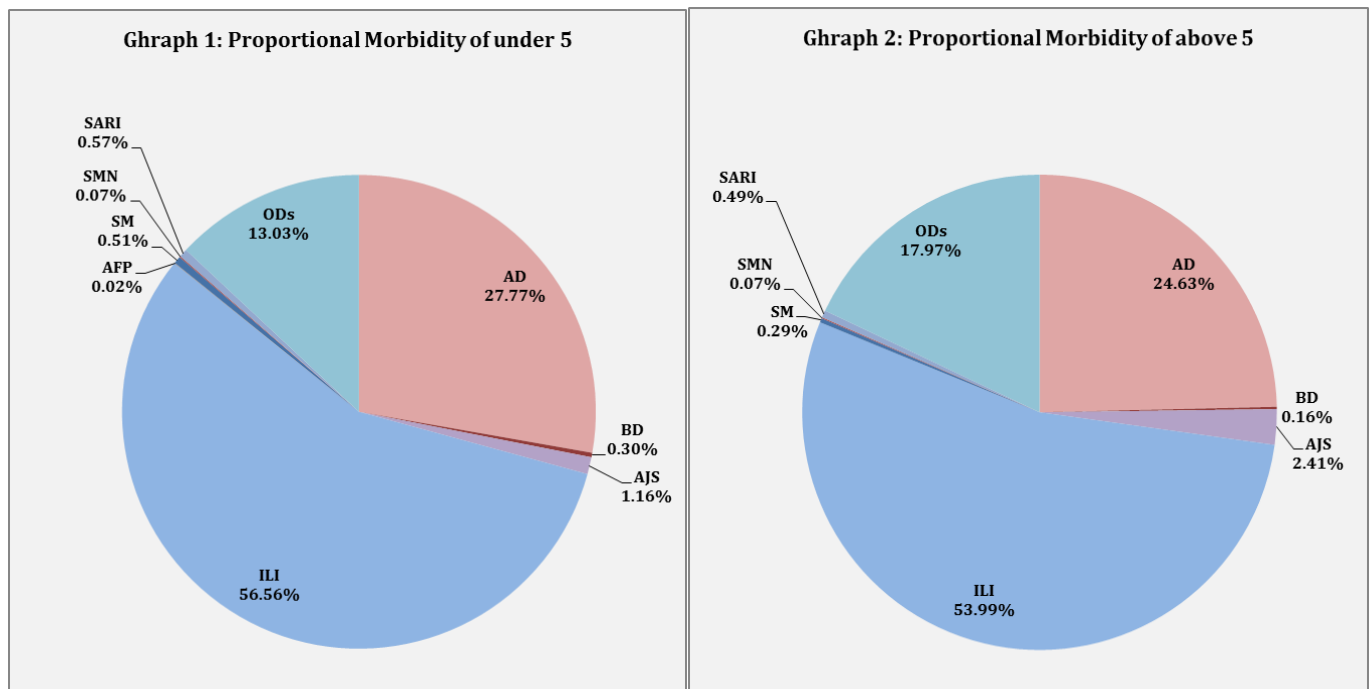
- ❖ (2) AFP cases were detected: (1) in Deir-ez-Zor, and (1) in Homs. Of concern is the highly suspected case detected in Deir-ez-Zor with only one dose of polio vaccine. Sending the lab samples to the reference lab in Damascus was hindered due to security situation.
- ❖ (72) Suspected Measles cases were reported during this week: from As-Sweida (18), Damascus (13), Ar-Raqqa (11), and Rural Damascus (10).

❖ Completeness & Timeliness of Reporting

- ❖ The overall completeness of reporting was 80%, (897 out of total 1122 EWARS sentinel sites), (14) Governorates have reported this week. Timeliness of reporting was 78%.

❖ The Morbidity Cases

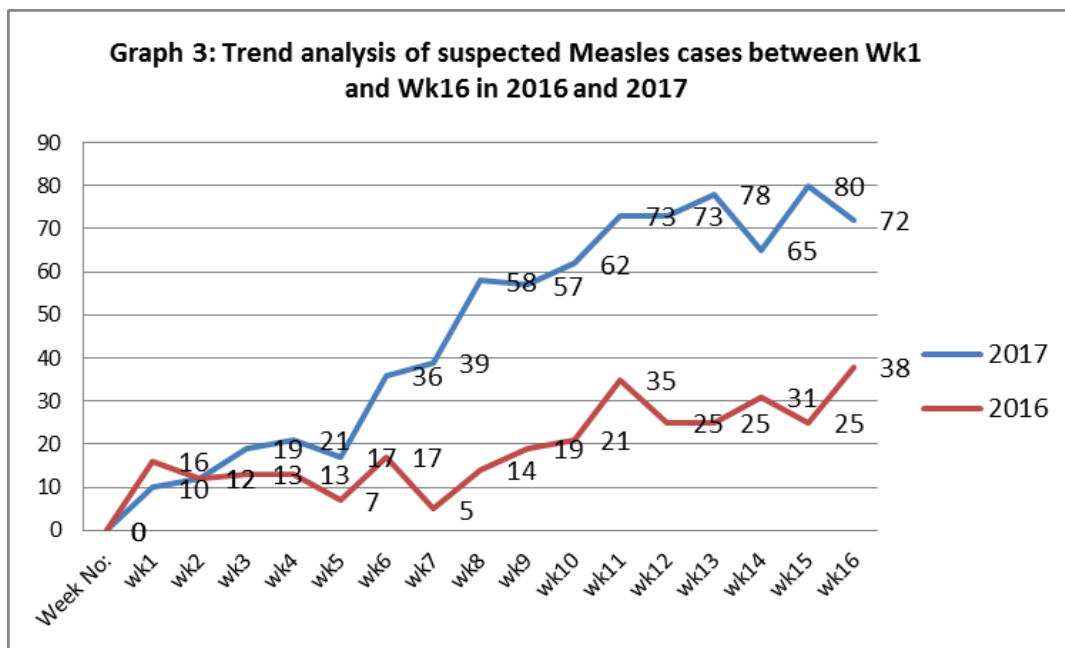
- ❖ Out of the 219,520 total consultations, a total of 18,530 EWARS notifiable cases are reported; of which 10,217 cases were Influenza like Illness (55%), 4,824 cases were Acute Diarrhoea (26%), 343 cases of AJS, 97 cases of Sever Acute Respiratory Infection, 72 cases of Suspected Measles, 41 cases of Bloody Diarrhoea, 13 cases of Suspected Meningitis, and 2 cases of Acute Flaccid Paralysis.
- ❖ Graphs 1 and 2 below show the proportional morbidity among < 5 and ≥ 5 year age groups respectively.



- ❖ AD constitutes (27.77%) among < 5 and (24.63%) among ≥ 5, while ILI constitutes (56.56%) of the cases among <5 and (53.99%) among ≥ 5.
- ❖ 50.6% of the cases were distributed among males, 56% of the cases were distributed among ≥5 age group.

In total 2,921 cases were reported as “other diseases”. The most important diseases reported within this group were; 479 cases of Leishmaniasis (most of which were reported from Hama 33%, Idleb 53%, Aleppo 4%, Ar-Raqqa 6%), 156 cases of Typhoid (most of which were reported from DierEzor 38%, Hama 13%, and Rural Damascus 13%), 89 cases of Brucellosis, 28 cases of Pertussis, and 8 cases of TB.

Graph 3 shows the trend analysis of suspected Measles cases reported between week 1 and week 16 of 2016 and 2017. It shows a slight decrease in reported SM cases for this week.



Graph 4 shows the distribution of Suspected Measles cases per governorates reported during week 16 of 2017.

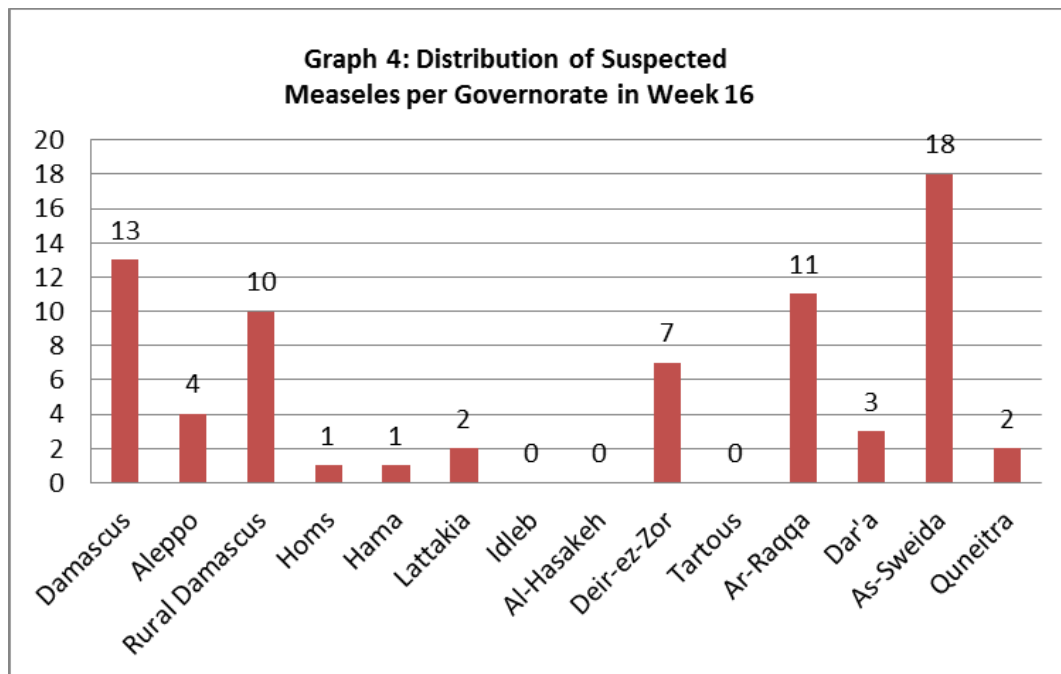


Table 1 shows a comparison between reported cases in week 15& week 16.

Table 1: comparison between reported cases in week 15 and week 16 in 2017.

Disease	Week 15	Week 16
AD	4,735	4,824
BD	27	41
AWD	0	0
AJS	336	343
ILI	11,092	10,217
AFP	6	2
SM	80	72
SMN	15	13
SARI	118	97
TYF	145	156
PER	25	28
LSH	477	479
BRU	100	89
TB	13	8
SCA	574	547
LIC	899	961
CHP	345	435

❖ The Response

Acute flaccid paralysis: The stool samples collected from the AFP case reported in Homs was sent to the reference lab in Damascus while the sample collected from the case detected in Deir-ez-Zor could not be sent to the reference lab due to the security situation. So far, laboratory test for AFP cases detected in previous weeks showed negative results for Polio. The annualized AFP rate up to week 16 is 3.3 .

Suspected Measles cases: Measles investigation forms were filled and blood samples were collected from some suspected cases to be sent to the reference lab in Damascus.
A national vaccination campaign will be implemented during May targeting children under 5 years old.

Table-2: Distribution of cases per age group, and by Governorate-week- 16, 2017:

Code	age group	Idleb	Hassaka	Raqqa	Sweida	Qunaitra	Lattakia	Aleppo	Hama	Homs	Daraa	Damascus	DierEzor	Rural Damascus	Tartous	Grand Total
AD	< 5	190	15	82	83	64	225	395	135	81	141	399	302	144	40	2296
	≥ 5	159	6	35	84	70	283	427	103	100	103	552	307	230	69	2528
BD	< 5	0	0	3	6	0	3	0	0	1	3	3	6	0	0	25
	≥ 5	0	0	0	5	2	0	0	0	0	0	9	0	0	0	16
AWD	< 5	0	0	0	0	0	0	0	0	0	0	0	0	0	0	0
	≥ 5	0	0	0	0	0	0	0	0	0	0	0	0	0	0	0
AJS	< 5	34	0	5	1	5	3	21	1	2	2	11	9	2	0	96
	≥ 5	23	0	2	4	8	14	82	14	5	0	60	17	13	5	247
ILI	< 5	34	17	1	191	193	1227	832	99	130	219	449	551	464	269	4676
	≥ 5	31	19	2	336	278	1174	805	82	173	285	704	484	714	454	5541
AFP	< 5	0	0	0	0	0	0	0	0	1	0	0	1	0	0	2
	≥ 5	0	0	0	0	0	0	0	0	0	0	0	0	0	0	0
SM	< 5	0	0	8	10	1	1	3	1	1	0	5	6	6	0	42
	≥ 5	0	0	3	8	1	1	1	0	0	3	8	1	4	0	30
SMN	< 5	0	0	2	0	0	0	0	1	0	1	2	0	0	0	6
	≥ 5	0	0	1	1	0	0	0	1	0	0	3	0	1	0	7
SARI	< 5	0	0	4	6	0	5	0	16	0	0	14	2	0	0	47
	≥ 5	0	0	1	33	0	3	0	8	0	0	3	2	0	0	50
Other	< 5	481	0	24	13	50	33	128	38	74	46	23	109	53	5	1077
	≥ 5	344	3	27	172	59	183	269	245	110	39	66	205	115	7	1844
Total Sum of < 5		739	32	129	310	313	1497	1379	291	290	412	906	986	669	314	8267
Total Sum of ≥ 5		557	28	71	643	418	1658	1584	453	388	430	1405	1016	1077	535	10263
Total		1296	60	200	953	731	3155	2963	744	678	842	2311	2002	1746	849	18530