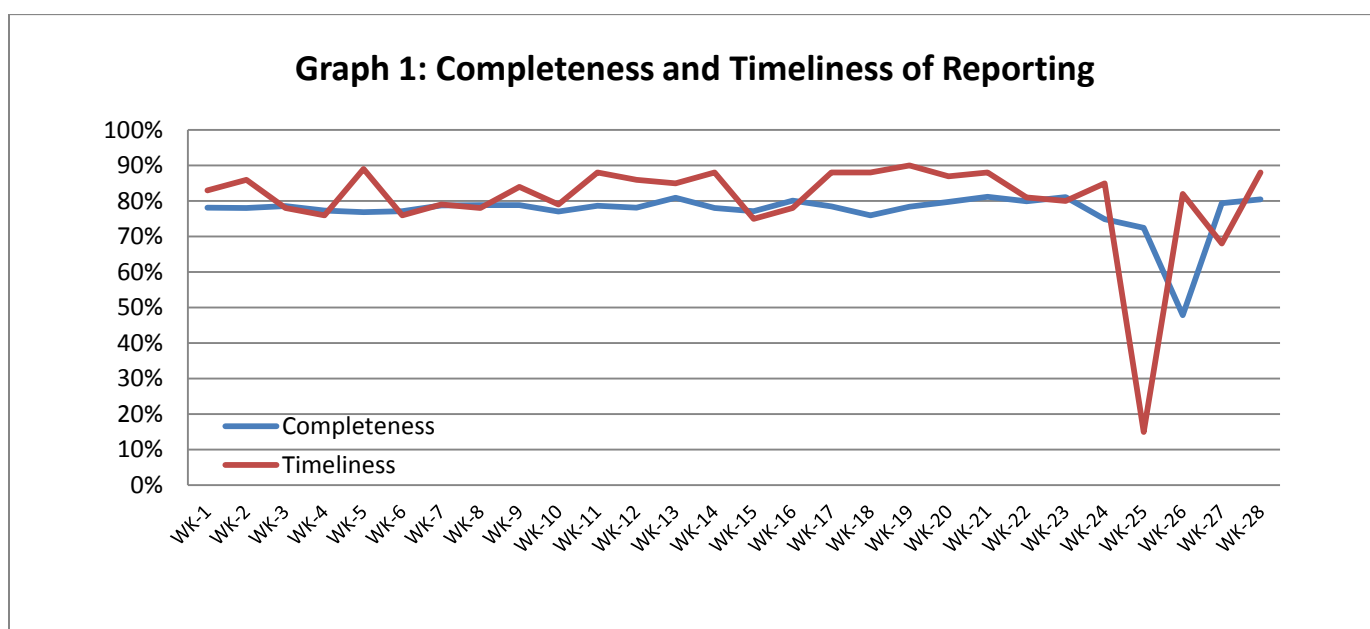


#### Highlights:

- ❖ (10) AFP cases were detected during this week; in Deir-ez-Zor (4), Homs (2), Damascus (2), Aleppo (1), & Rural Damascus (1).
- ❖ (44) SM cases were reported during this week; (8) from Deir-ez-Zor, and (6) from each of Damascus, Hama, and Ar-Raqqa.

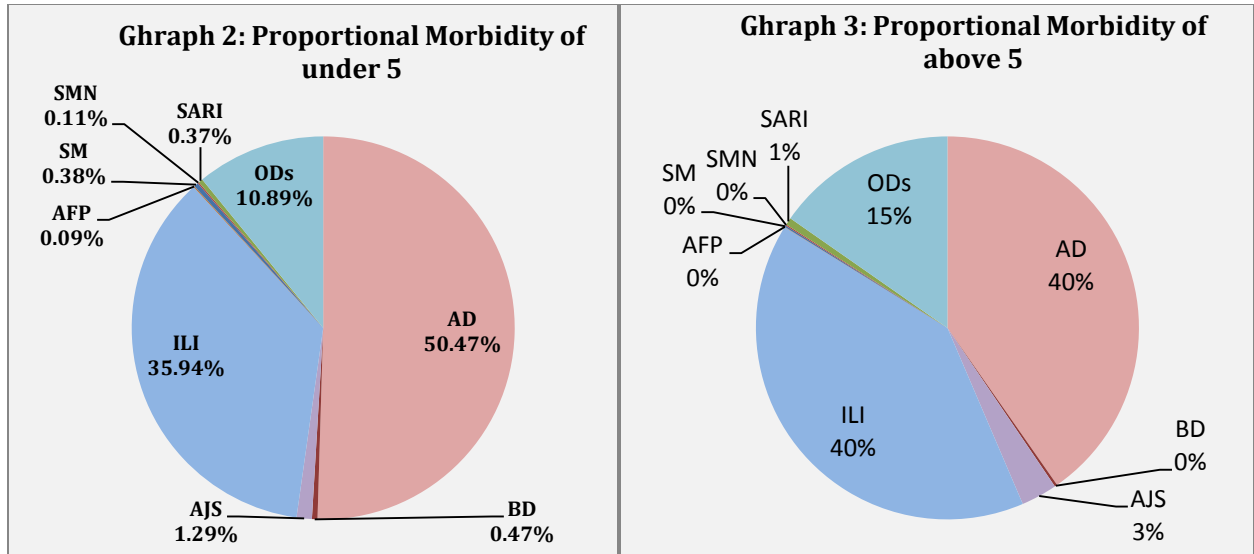
#### ❖ Completeness & Timeliness of Reporting

- ❖ The overall completeness of reporting was 80%; (911 out of total 1132 EWARS sentinel sites). (14) Governorates have reported this week. Timeliness of reporting is 94%.

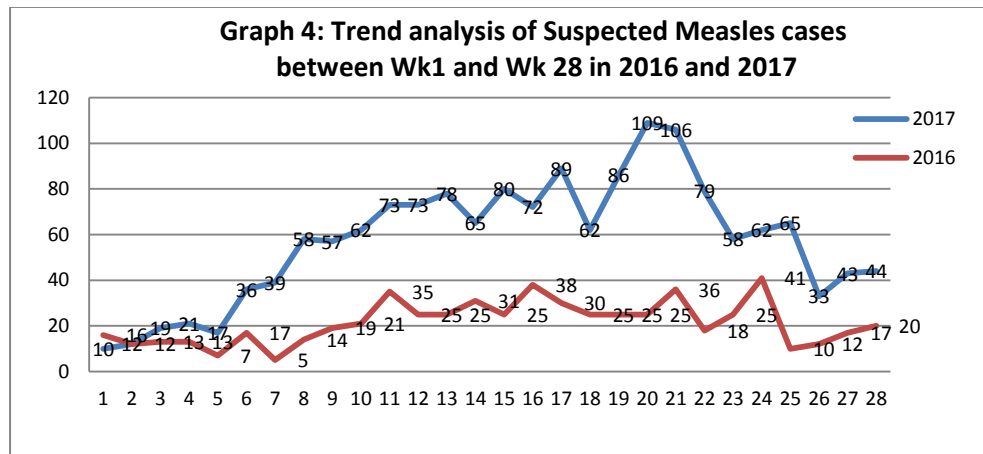


#### ❖ The Morbidity Cases

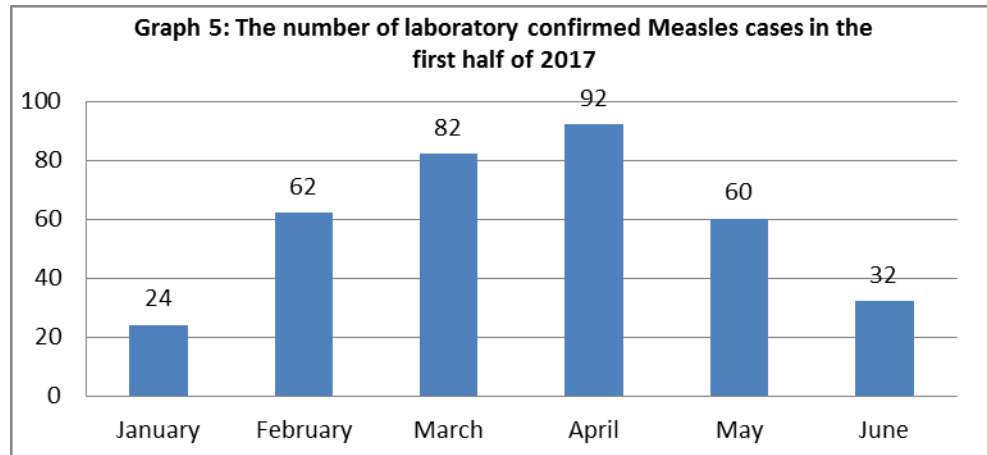
- ❖ Out of the 319,462 total consultations, a total of 18,273 EWARS notifiable cases were reported; of which 8,315 cases were Acute Diarrhoea (46%), 7,160 cases were Influenza like Illness (39%), 428 cases of AJS, 95 cases of Sever Acute Respiratory Infection, 61 cases of Bloody Diarrhoea, 44 cases of Suspected Measles, 20 cases of Suspected Meningitis, and 10 cases of Acute Flaccid Paralysis.
- ❖ Graphs 1 and 2 below show the proportional morbidity among < 5 and ≥ 5 year age groups respectively.



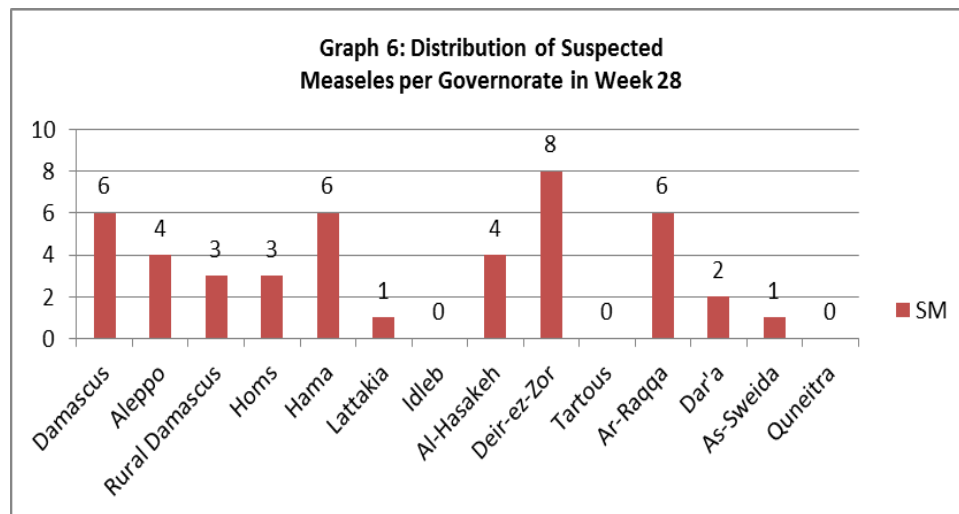
- ❖ AD constitutes (50%) among < 5 and (40 %) among ≥ 5, while ILI constitutes (35.94%) of the cases among <5 and (40) among ≥ 5.
- ❖ 51% of the cases were distributed among males. 58% of the cases were distributed among ≥5 age group.
- ❖ In total 2.140 cases were reported as “other diseases”. The most important diseases reported within this group were; 501 cases of Leishmaniasis (most of which were reported from Idleb 57%, Hama 24%, Aleppo 13%), 236 cases of Typhoid (most of which were reported from Dier Ezor 28%, Homs 19%, and Aleppo 18%), 212 cases of Brucellosis (most of which were reported from Rural Damascus 24%, Damascus 16%, and Hamah 15%), 31 cases of Pertussis, 18 Mumps, and 9 cases of TB.
- ❖ **Graph 4** shows the trend analysis of suspected Measles cases reported between week 1 and week 28 of 2016 and 2017. It shows a decline in the trend of SM cases.



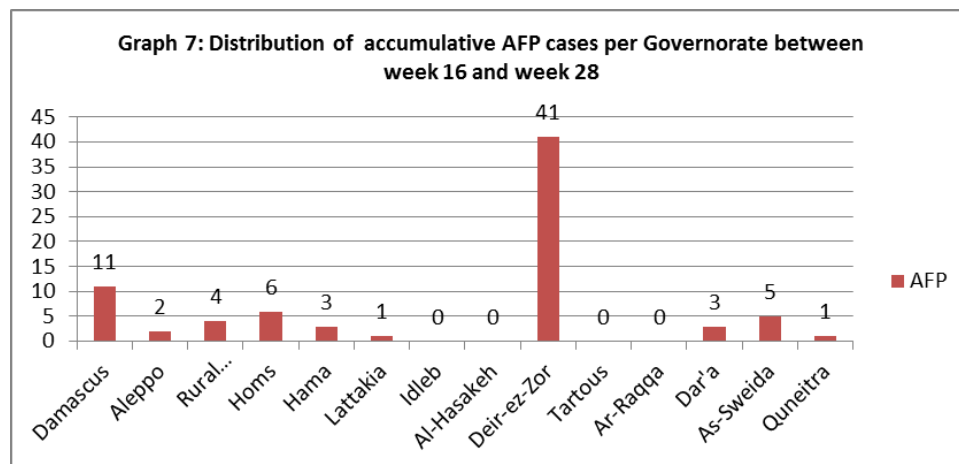
❖ **Graph 5** shows the accumulative number of laboratory confirmed Measles cases reported during the first half of 2017. It shows that the pick of measles cases was in April.



❖ **Graph 6:** Shows the distribution of Suspected Measles per governorate in week 28, it shows most cases were reported from Deir-ez-Zor, then from each of Damascus, Hama, and Ar-Raqqa.



❖ **Graph 7:** Shows the distribution of accumulative AFP cases between week 16 and week 28 of 2017. It shows that most AFP cases were reported from Deir-ez-Zor.



**Table 1** shows a comparison between all notifiable cases in week 27 & week 28 in 2017.

<b>Table 1: Comparison between reported cases in week 27 and week 28 in 2017,</b>		
<b>Disease</b>	<b>Week 27</b>	<b>Week 28</b>
<b>AD</b>	7879	8315
<b>BD</b>	48	61
<b>AWD</b>	0	0
<b>AJS</b>	379	428
<b>ILI</b>	6791	7160
<b>AFP</b>	8	10
<b>SM</b>	43	44
<b>SMN</b>	21	20
<b>SARI</b>	59	95
<b>TYF</b>	202	236
<b>PER</b>	26	31
<b>LSH</b>	404	501
<b>BRU</b>	217	212
<b>TB</b>	8	9
<b>SCA</b>	478	443
<b>LIC</b>	523	591
<b>CHP</b>	385	362
<b>Others</b>	66	99

The table shows an increase in most reported cases due to increase in consultations in week 28.

## ❖ The Response

**cVDPV2 outbreak response:** The planned response of the two immunization rounds targeting children <5 years in Deir-ez-Zor governorate and in the southern part of Al-Shadadi district in Al-Hasakeh governorate. The first round vaccination of mOPV2 will target 328,000 children in Deir-ez-Zor, and 22,000 in Al-Shadadi. Monovalent type-2 oral polio vaccine (mOPV2) was shipped to Deir Ez-Zor governorate on 11 July. The first immunization campaign round in Deir Ez-Zor is expected to begin on 22 July. Two senior polio staffs were deployed to Damascus to support the finalization of the national outbreak response plan. Staffs have facilitated two training workshops for all governorates, reviewed micro-plans and are working to improve national polio lab data management. As for the micro plan a total of 355 vaccination teams and 61 supervisors are prepared for this activity. Campaign strategy is house to house in the affected villages and fixed posts in other areas. MoH has dispatched 350 vaccine carriers to Deir Ez-Zor. UNICEF provided two solar fridges to support vaccine cold chain during campaign implementation.

**Table-2: Distribution of cases per age group, and by Governorate-week- 28, 2017:**

Code	Age Group	Idleb	Hassaka	Raqqa	Sweida	Qunaitra	Lattakia	Aleppo	Hama	Homs	Daraa	Damascus	DierEzor	Rural Damascus	Tartous	Grand Total	
AD	< 5	205	75	233	189	127	454	567	207	188	278	660	365	340	109	3997	8,315
	≥ 5	182	39	48	183	133	545	997	184	177	243	622	385	355	225	4318	
BD	< 5	0	0	8	4	2	2	2	0	1	6	2	9	1	0	37	61
	≥ 5	0	0	1	5	3	1	4	1	0	3	1	5	0	0	24	
AWD	< 5	0	0	0	0	0	0	0	0	0	0	0	0	0	0	0	0
	≥ 5	0	0	0	0	0	0	0	0	0	0	0	0	0	0	0	
AJS	< 5	30	0	6	0	0	4	19	3	1	1	15	10	13	0	102	428
	≥ 5	16	0	2	4	3	26	121	27	12	9	61	19	23	3	326	
ILI	< 5	22	49	3	74	116	771	407	35	61	138	342	255	359	214	2846	7,160
	≥ 5	18	46	3	142	278	713	558	52	139	313	618	265	668	501	4314	
AFP	< 5	0	0	0	0	0	0	1	0	0	0	1	4	1	0	7	10
	≥ 5	0	0	0	0	0	0	0	0	2	0	1	0	0	0	3	
SM	< 5	0	3	5	1	0	1	3	2	2	2	5	4	2	0	30	44
	≥ 5	0	1	1	0	0	0	1	4	1	0	1	4	1	0	14	
SMN	< 5	0	0	1	1	0	1	0	3	0	0	3	0	0	0	9	20
	≥ 5	0	0	0	0	0	2	1	5	0	1	1	0	0	1	11	
SARI	< 5	0	0	0	0	3	0	0	11	0	0	12	3	0	0	29	95
	≥ 5	0	0	0	9	13	7	0	3	0	0	33	1	0	0	66	
Other	< 5	409	7	14	2	38	17	78	18	23	7	18	20	19	7	677	2,140
	≥ 5	309	9	10	19	63	64	281	198	111	47	89	136	93	34	1463	
Total Sum of < 5		666	134	270	271	286	1250	1077	279	276	432	1058	670	735	330	7734	18,273
Total Sum of ≥ 5		525	95	65	362	493	1358	1963	474	442	616	1427	815	1140	764	10539	
Total		1191	229	335	633	779	2608	3040	753	718	1048	2485	1485	1875	1094	18,273	