

#### Highlights:

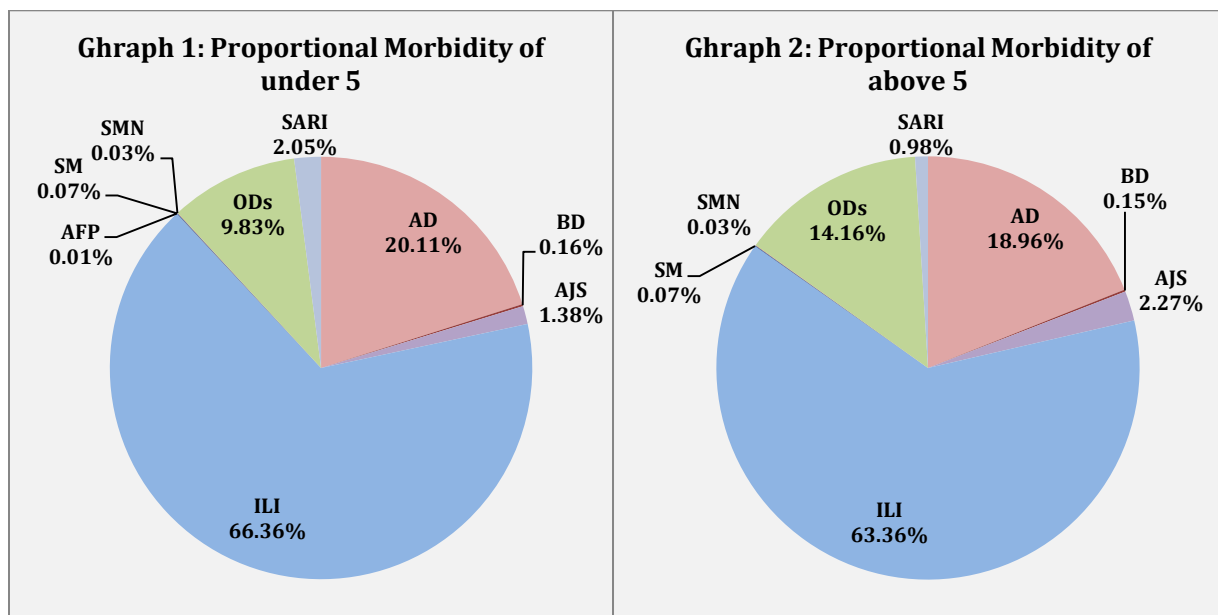
- ❖ One AFP was detected in Sweida.
- ❖ An increase in the number of SARI cases reported from Hama.

#### ❖ Completeness& Timeliness of Reporting

- ❖ The overall completeness of reporting was 79%; (874 out of total 1112 EWARS sentinel sites). (13) Governorates have reported this week. Raqqa did not report this week due to the restrictions imposed by ISIS.
- ❖ Timeliness of reporting is 78%.

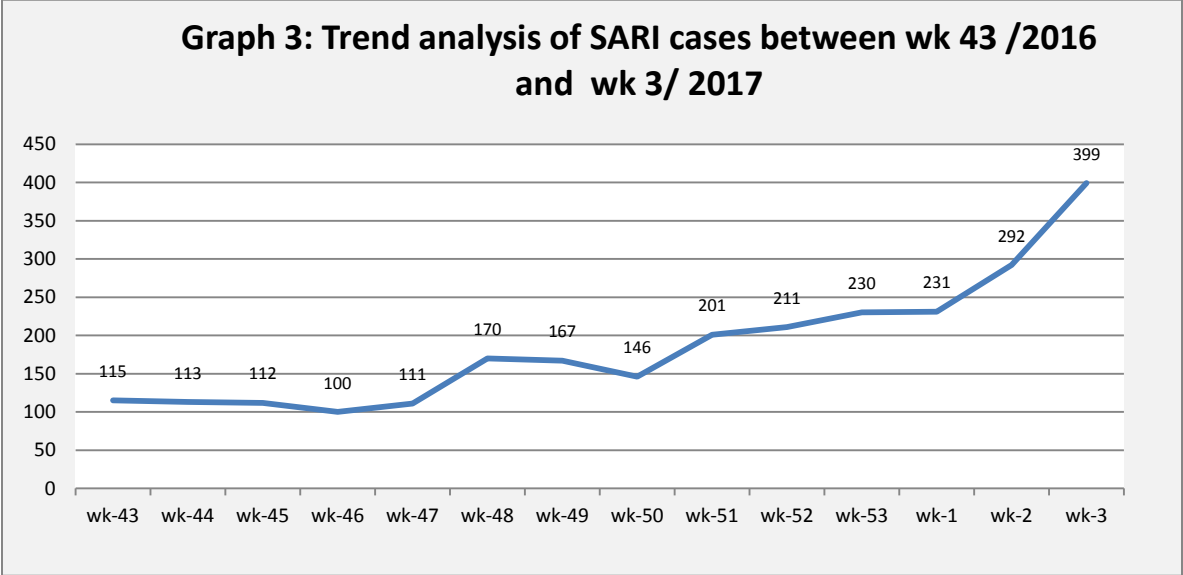
#### ❖ The Morbidity Cases

- ❖ Out of the 209,881 total consultations, a total of 26,765 EWARS notifiable cases were reported; of which 17,458 cases were Influenza like Illness (65%), 5,257 cases were Acute Diarrhoea (20%), 500 cases of AJS, 399 cases of Sever Acute Respiratory Infection, 42 cases of Bloody Diarrhoea, 19 cases of Suspected Measles, 9 cases of Suspected Meningitis, and 1 case of Acute Flaccid Paralysis.
- ❖ Graphs 1 and 2 below show the proportional morbidity among < 5 and ≥ 5 year age groups respectively.

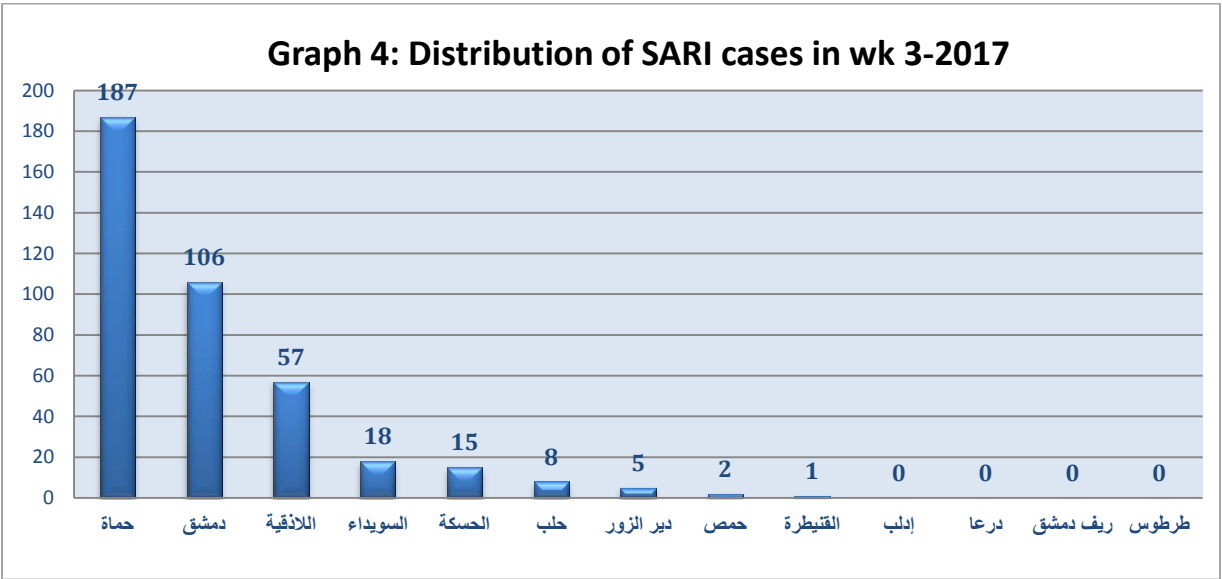


- ❖ AD constitutes (20, 11%) among < 5 and (18.96%) among ≥ 5, while ILI constitutes (66.36%) of the cases among <5 and (63.36) among ≥ 5.
- ❖ 50% of the cases were distributed among males.53% of the cases were distributed among≥5 age group.
- ❖ In total 3,080 cases were reported as “other diseases”. The most important diseases reported within this group were; 868 cases of Leishmaniasis (most of which were reported from Idleb 52%, Hamah 15%, and Rural Damascus 9% ), 143 cases of Typhoid (most of which were reported from DierEzor 60%, Idleb 24%,and Homs 9%), 116 cases of Brucellosis, 48 cases of Pertussis, and 11 cases of TB.

❖ Graph 3 shows the trend analysis of Acute Sever Respiratory Infections cases reported between week 43 of 2016 and week 3 of 2017. The graph shows an increase in the number of reported cases though the increase is still in line with seasonality of the syndrome.



❖ Graph 4 below shows the distribution of cases per governorates. It shows that the governorates reporting the highest number of cases are (Hama, Damascus, and Lattakia). This might be due to active reporting from referral hospitals located in the mentioned governorates.



## ❖ The Response

**Acute flaccid paralysis:** Stool sample were collected from AFP case and sent to the reference lab in Damascus. Laboratory test for AFP cases detected in week 2 showed negative results for Polio.

**Severe Acute Respiratory Infections:** an increase in the number of Severe Acute Respiratory infections was noticed in Hama governorate during this week. A field visit for the investigation showed that the reported increase is due to opening another ward for SARI cases in the concern hospital which is now receiving cases that used to admit to private hospitals. Up to week 3, laboratory tests of all samples collected from SARI cases admitted to ICU showed negative results for H1N1.

**Table-1: Distribution of cases per age group, and by Governorate-week-3, 2017:**

Code	age group	Idleb	Hassaka	Raqqa	Sweida	Qunaitra	Lattakia	Aleppo	Hama	Homs	Daraa	Damascus	DierEzor	Rural Damascus	Tartous	Grand Total
AD	< 5	259	68	0	66	50	331	278	94	97	187	562	338	161	56	2547
	≥ 5	241	21	0	72	72	320	416	57	60	122	738	290	217	84	2710
BD	< 5	0	0	0	1	0	4	0	0	0	4	3	8	0	0	20
	≥ 5	0	0	0	1	0	1	0	0	0	4	1	15	0	0	22
AWD	< 5	0	0	0	0	0	0	0	0	0	0	0	0	0	0	0
	≥ 5	0	0	0	0	0	0	0	0	0	0	0	0	0	0	0
AJS	< 5	36	0	0	1	0	22	63	7	8	7	9	19	3	0	175
	≥ 5	40	0	0	3	2	25	115	24	13	15	54	15	4	15	325
ILI	< 5	25	49	0	264	229	1975	1486	475	109	681	1036	740	835	499	8403
	≥ 5	23	51	0	534	388	1821	1340	222	134	659	1160	561	1445	717	9055
AFP	< 5	0	0	0	1	0	0	0	0	0	0	0	0	0	0	1
	≥ 5	0	0	0	0	0	0	0	0	0	0	0	0	0	0	0
SM	< 5	0	0	0	0	0	1	0	0	1	0	2	4	1	0	9
	≥ 5	0	0	0	0	0	2	0	0	0	0	0	4	4	0	10
SMN	< 5	0	0	0	0	0	0	0	1	0	0	3	0	0	0	4
	≥ 5	0	0	0	0	0	1	0	1	0	0	3	0	0	0	5
SARI	< 5	0	12	0	6	0	29	0	160	0	0	49	3	0	0	259
	≥ 5	0	3	0	12	1	28	8	27	2	0	57	2	0	0	140
Others	< 5	663	7	0	2	2	9	216	34	67	36	11	76	54	1	1178
	≥ 5	567	28	0	14	18	75	458	161	92	50	116	172	130	21	1902
<b>Total Sum of &lt; 5</b>		983	136	0	341	281	2371	2043	771	282	915	1675	1188	1054	556	12596
<b>Total Sum of ≥ 5</b>		871	103	0	636	481	2273	2337	492	301	850	2129	1059	1800	837	14169
<b>Total</b>		<b>1854</b>	<b>239</b>	<b>0</b>	<b>762</b>	<b>4644</b>	<b>4380</b>	<b>1263</b>	<b>583</b>	<b>1765</b>	<b>3804</b>	<b>2247</b>	<b>2854</b>	<b>1393</b>	<b>26765</b>	<b>26765</b>

- ❖ The table below shows a comparison between reported cases in week 2 & week 3. It shows increase in the number of Sever Acute Respiratory Infections noticed mostly in Hama and Damascus, increase in Leishmaniasis cases in Idleb, increase in pertussis cases in DierEzor, and increase in Influenza like Illness in most governorates.

**Table 2: comparison between reported cases in week 2 and week 3 in 2017**

Disease	Week 2	Week 3
AD	5321	5257
BD	68	42
AWD	0	0
AJS	451	500
ILI	16675	17458
AFP	6	1
SM	12	19
SMN	10	9
SARI	292	399
TYF	144	143
PER	18	48
LSH	696	868
BRU	92	116
TB	9	11
SCA	649	687
LIC	821	1068
CHP	304	328
Others	159	139