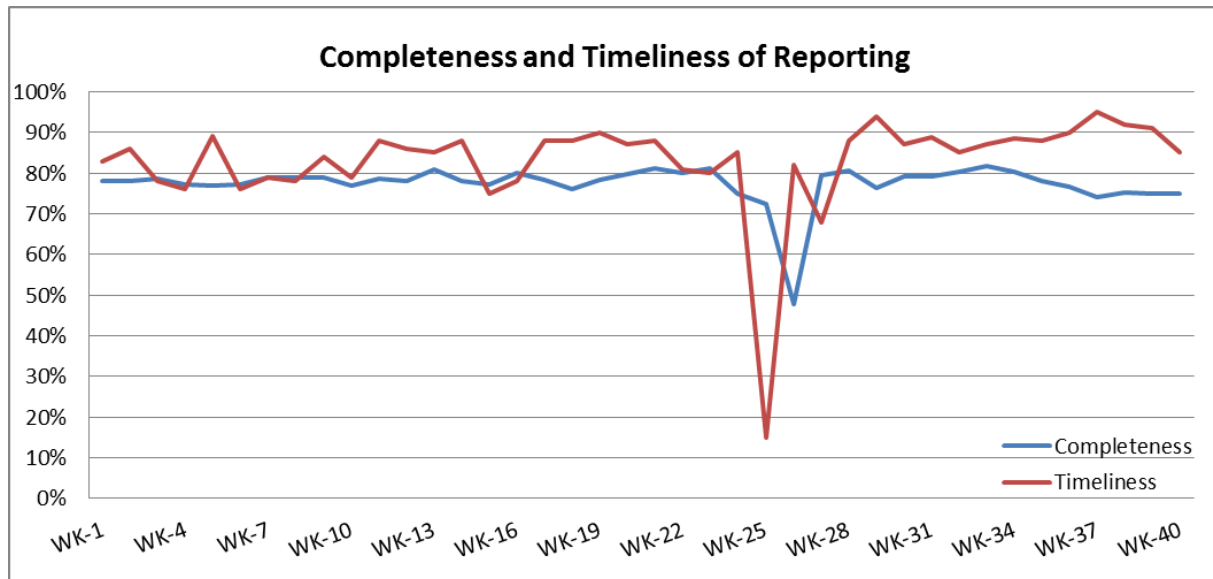


❖ Highlights:

- ❖ One acute watery diarrhoea case was reported from Nasseeb Dar'a governorate.
- ❖ During this week 3 AFP case was reported one case from Damascus, one case from Homs and one case Aleppo.
- ❖ 31 Suspected Measles cases were reported during this week; mostly from Deir-ez-Zor 18 cases, Rural Damascus 5 Cases and Aleppo 3 cases.

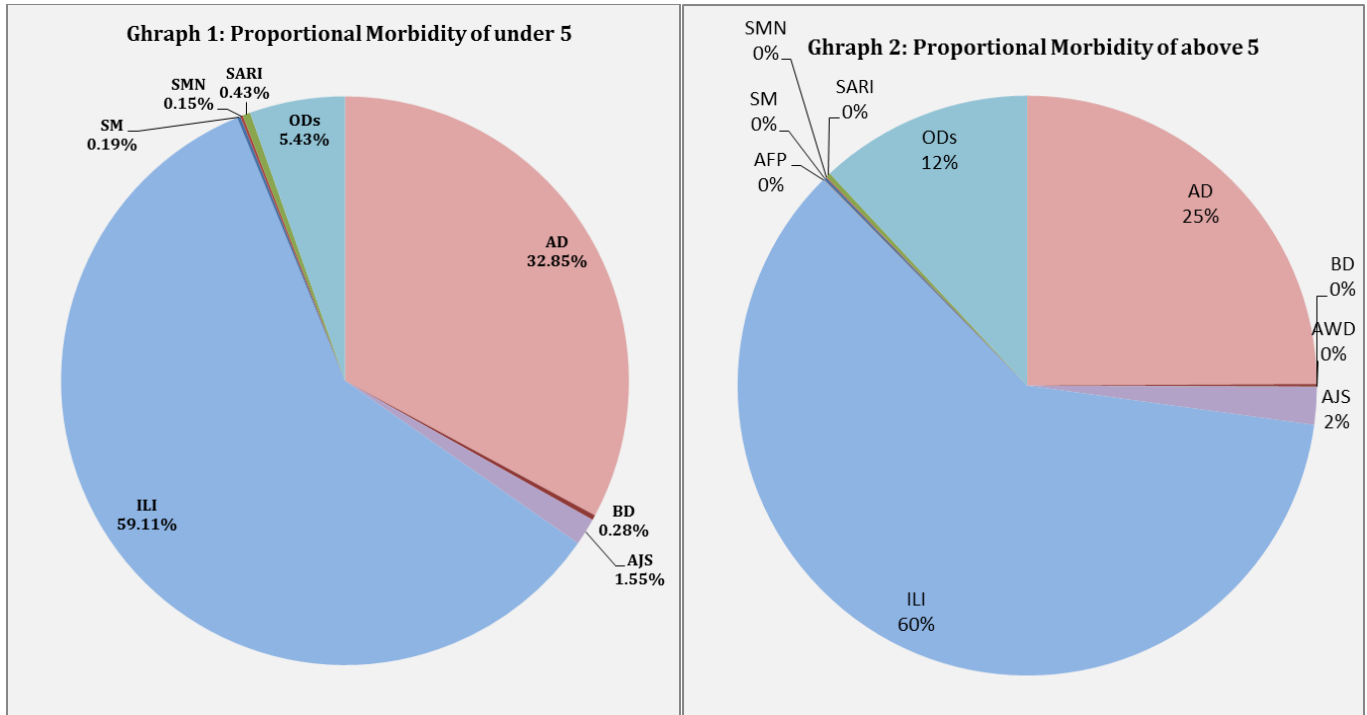
❖ Completeness & Timeliness of Reporting

- ❖ The overall completeness of reporting was 75%; (888 out of total 1148 EWARS sentinel sites). (13) Governorates have reported this week. Timeliness of reporting is 85%.

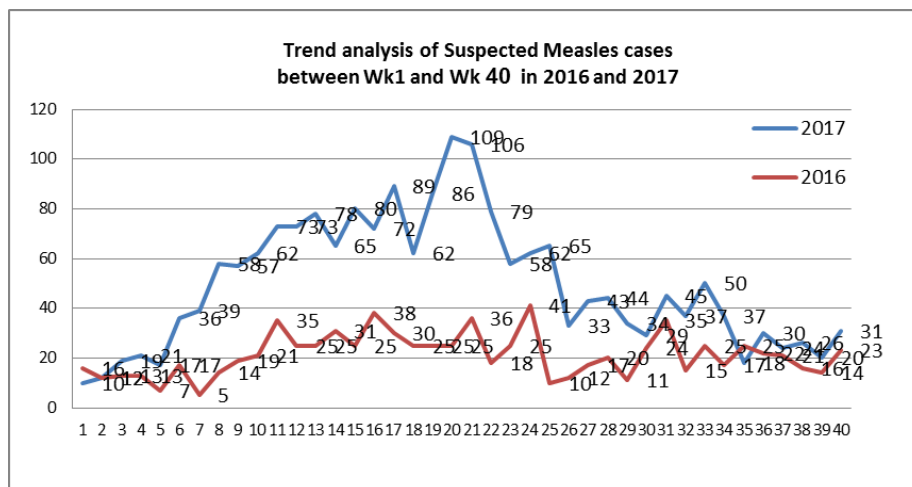


❖ The Morbidity Cases

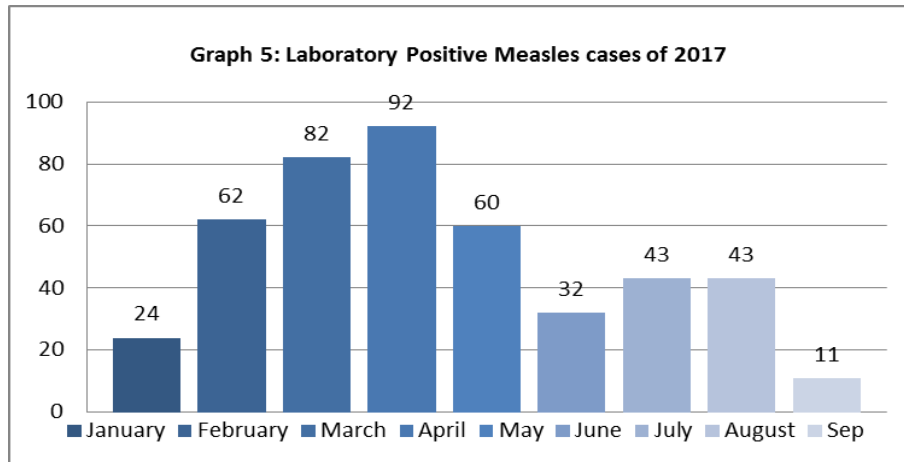
- ❖ Out of the 214,330 total consultations, a total of 19,147 EWARS notifiable cases were reported; of which 5,411 cases were Acute Diarrhoea (28%), 11,462 cases were Influenza like Illness (60%), 358 cases of AJS, 64 cases of Sever Acute Respiratory Infection, 39 cases of Bloody Diarrhoea, 31 cases of Suspected Measles, 18 cases of Suspected Meningitis, and 3 cases of Acute Flaccid Paralysis.
- ❖ Graphs 1 and 2 below show the proportional morbidity among < 5 and ≥ 5 year age groups respectively.



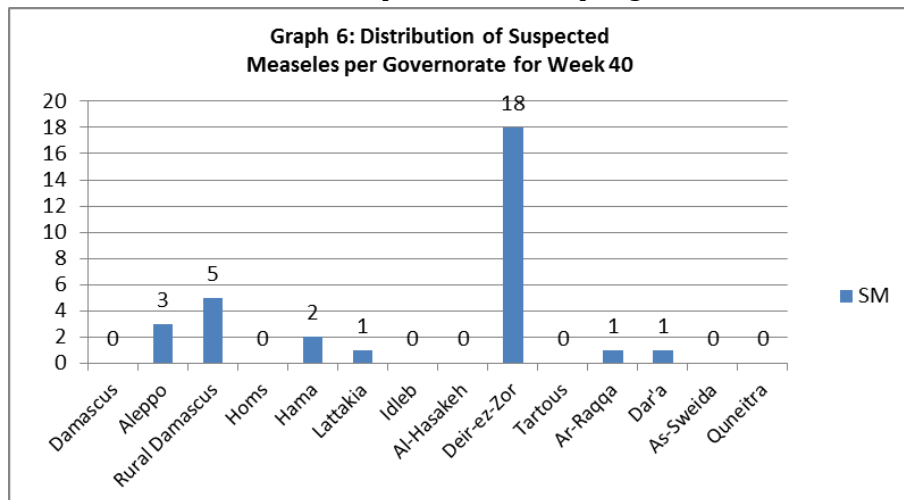
- ❖ AD constitutes (32.85%) among < 5 and (25%) among ≥ 5, while ILI constitutes (59.11%) of the cases among <5 and (60%) among ≥ 5.
- ❖ 51% of the cases were distributed among males. 58% of the cases were distributed among ≥5 age group.
- ❖ In total 1,760 cases were reported as “other diseases”. The most important diseases reported within this group were; 190 cases of Leishmaniasis (most of which were reported from Hama 46%), 141 cases of Typhoid (most of which were reported from Deir-ez-Zor and Aleppo), 155 cases of Brucellosis, 44 cases of Pertussis, 13 cases of Mumps, and 32 cases of TB.
- ❖ **Graph 4** shows the trend analysis of suspected Measles cases reported between week 1 and week 40 of 2016 and 2017.



❖ **Graph 5** shows the number of laboratory confirmed Measles cases reported till Sep 2017. It shows that the peak of measles cases was in April.



❖ **Graph 6:** Shows the distribution of Suspected Measles per governorate in week 40.



❖ **Graph 7:** Shows the distribution of accumulative AFP cases between week 16 and week 40 of 2017. It shows that most AFP cases were reported from Deir-ez-Zor.

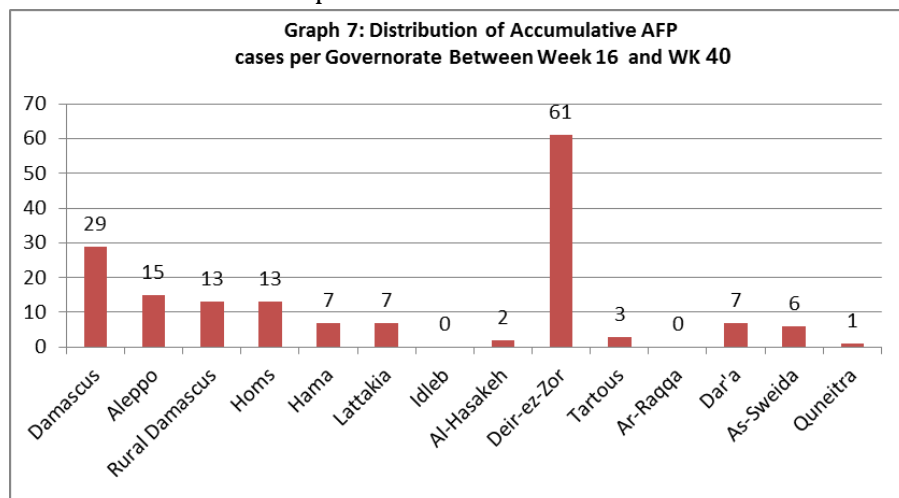


Table 1 shows a comparison between all notifiable cases in week 39 & week 40 in 2017.

Table 1: Comparison between reported cases in week 39 and week 40 in 2017.

Disease	WK 39	WK 40
AD	5,769	5,411
BD	57	39
AWD	0	1
AJS	329	358
ILI	11,358	11,462
AFP	7	3
SM	20	31
SMN	22	18
SARI	77	64
TYF	192	141
PER	17	44
LSH	81	190
BRU	134	155
TB	12	32
SCA	97	101
LIC	250	284
CHP	568	667
Others	134	133
Mum	23	13

❖ Disease surveillance & Response

Acute Watery Diarrhoea response:

One acute watery diarrhoea case was reported from Nasseeb. Rapid Response Team in Dar'a DoH investigated the case, rapid diagnostic test showed negative result of Cholera. The case of 6 years old was diagnosed acute diarrhea, treated and fully recovered.

Measles outbreak of 2017 response:

The national response plan includes two immunization rounds of measles campaign in May and September 2017. The second round of measles campaign has started on 17 September 2017 for two weeks in all governorates except Idlib and Ar-Raqqa.

cVDPV2 outbreak response:

The national response plan includes two immunization rounds each in Deir-ez-Zor and Raqqa governorates.

IPV vaccination for children missed in the second Deir-ez-Zor round continues through local health centers.

IPV is also being administered to missed IDP children from Deir-ez-Zor in Damascus health clinics.

An IPV campaign targeting children aged between 2-23 months in Aleppo, Idlib and Hama is being planned to boost population immunity.

National Polio campaign of 2017: MoH is planning to conduct the National Polio campaign during the period of 8-12 October 2017 targeting 2,738,323 children under 5 years old. The campaign will target all governorates except Idlib. UNICEF will provide the needed quantities of bivalent OPV vaccines to all governorates in coordination with MoH while WHO has committed to cover the operation cost of the campaign.

Table-2: Distribution of cases per age group, and by Governorate-week- 40, 2017:

Code	Age Group	Hassaka	Raqqa	Sweida	Qunaitra	Lattakia	Aleppo	Hama	Homs	Daraa	Damascus	DierEzor	Rural Damascus	Tartous	Grand Total
AD	< 5	76	173	79	58	244	545	188	135	132	459	309	186	70	2654
	≥ 5	53	31	113	100	378	528	125	122	119	518	335	218	117	2757
BD	< 5	0	3	5	0	4	1	0	1	3	2	4	0	0	23
	≥ 5	4	0	4	0	3	1	0	0	2	2	0	0	0	16
AWD	< 5	0	0	0	0	0	0	0	0	0	0	0	0	0	0
	≥ 5	0	0	0	0	0	0	0	0	1	0	0	0	0	1
AJS	< 5	2	28	1	2	4	43	8	4	5	9	15	3	1	125
	≥ 5	0	10	14	0	14	101	19	15	8	26	15	6	5	233
ILI	< 5	124	0	154	342	1215	795	252	176	222	420	261	491	323	4775
	≥ 5	117	0	282	857	1511	765	170	150	401	699	248	796	691	6687
AFP	< 5	0	0	0	0	0	0	0	0	0	0	0	0	0	0
	≥ 5	0	0	0	0	0	1	0	1	0	1	0	0	0	3
SM	< 5	0	1	0	0	1	3	2	0	0	0	6	2	0	15
	≥ 5	0	0	0	0	0	0	0	0	1	0	12	3	0	16
SMN	< 5	0	0	0	0	0	2	6	0	0	3	0	1	0	12
	≥ 5	0	0	0	0	0	0	4	0	0	2	0	0	0	6
SARI	< 5	0	0	2	0	2	2	17	0	0	8	4	0	0	35
	≥ 5	0	0	8	0	12	1	6	0	0	2	0	0	0	29
Other	< 5	21	9	6	38	12	136	16	55	19	21	30	37	39	439
	≥ 5	57	1	21	55	93	366	181	107	51	54	114	94	127	1321
Total Sum of < 5		223	214	247	440	1482	1527	489	371	381	922	629	720	433	8078
Total Sum of ≥ 5		231	42	442	1012	2011	1763	505	395	583	1304	724	1117	940	11069