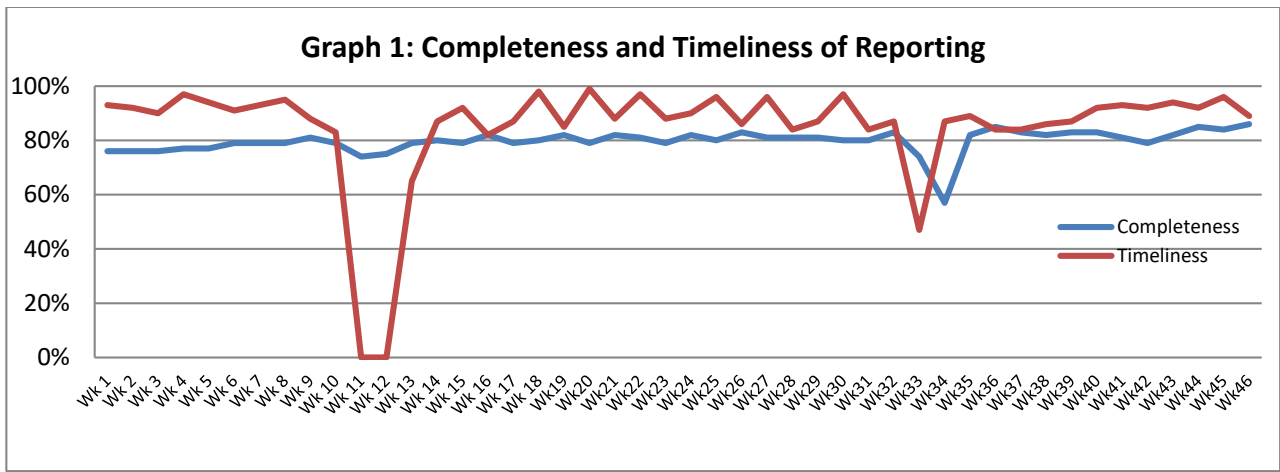


Highlights:

- ❖ 134 suspected acute jaundice syndrome were reported in Daraa in week 45.
- ❖ 3 cases of acute paralysis flaccid reported from Hama (2), and Swaida (1).
- ❖ 5 acute watery diarrhea were reported from Rural Damascus, Rukban camp.

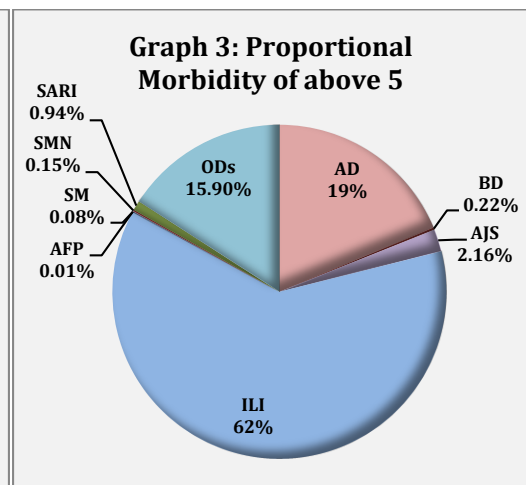
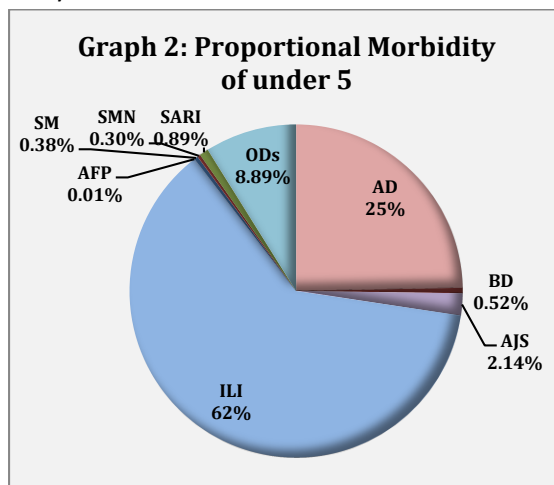
Completeness & Timeliness of Reporting

- ❖ The overall completeness of reporting was 87 %; (1095 out of total 1265 EWARS sentinel sites). 14 governorates have reported this week.
- ❖ Timeliness of reporting was 89%.

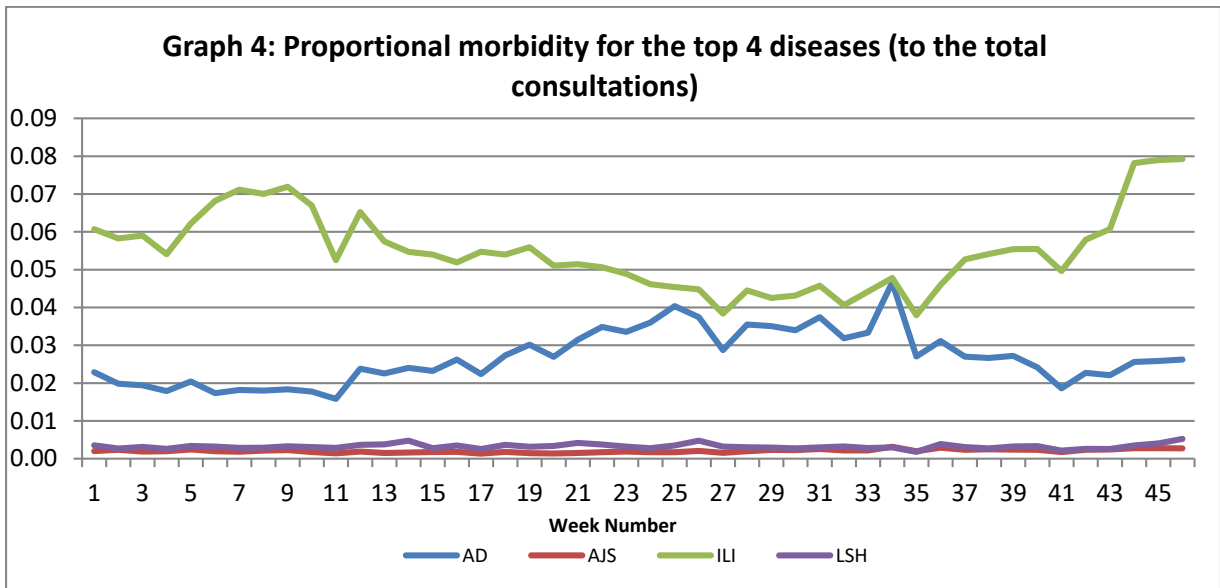


The Morbidity Cases

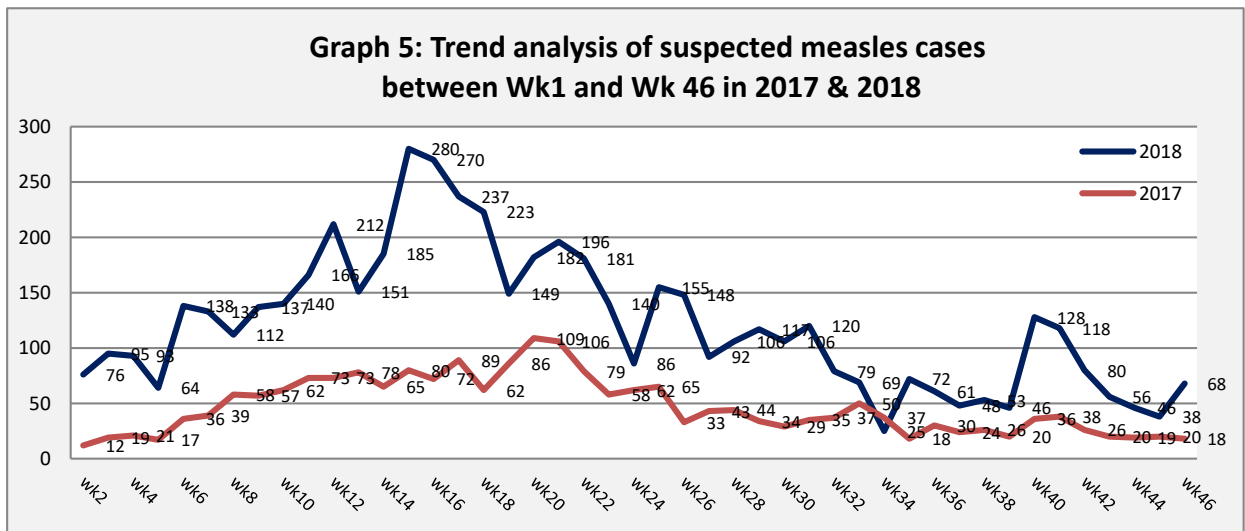
- ❖ Out of a total of 245,037 consultations, 33,095 EWARS notifiable cases were reported; of which 20,506 cases were influenza like illness (62%), 7,021 cases were acute diarrhoea (21%), 712 were acute jaundice syndrome, 304 were severe acute respiratory infection, 68 were suspected measles, 114 were bloody diarrhoea, 70 were suspected meningitis, and 3 case of acute flaccid paralysis.
- ❖ Graphs 2 and 3 below show the proportional morbidity among < 5 and ≥ 5 year age groups respectively.



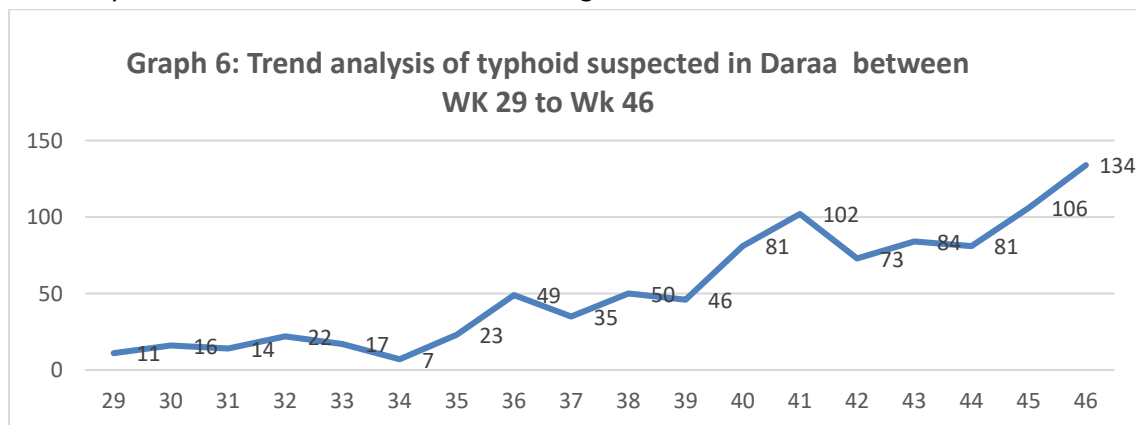
- ❖ Acute diarrhoea constitutes (25%) among < 5 and (19%) among ≥ 5, while influenza-like illness constitutes (62%) of the cases among both <5 and ≥ 5 years old.
- ❖ 50% of the cases were distributed among males. 58% of the cases were distributed among ≥5 age group.
- ❖ In total 4,292 cases were reported as “other diseases”. The most important diseases reported within this group were; 1377 cases of leishmaniasis (mostly from Deir Ezzor and Aleppo), 175 cases of brucellosis, 258 cases of typhoid, 10 cases of tuberculosis, 57 pertussis, and 49 mumps.
- ❖ Graph 4: shows the trend analysis of top four diseases to total consultations. An increase of ILI is reported which is in line with the seasonality of the disease.



- ❖ Graph 5: the below graph shows the trend analysis of suspected measles cases reported through EWARS.



- ❖ Graph 6 shows the trend analysis of acute jaundice syndrome cases, the increase started in week 35, and reported mainly from the eastern rural areas of Daraa governorates.



- ❖ Table 1 shows comparison between reported cases in week-45 and week-46 2018.

Table 1: Comparison between reported cases for week 45 and week 46 in 2018.

Disease	Week 45	Week 46
AD	6,681	7,021
BD	88	114
AWD	0	5
AJS	708	712
ILI	19,458	20,506
AFP	4	3
SM	38	68
SMN	53	70
SARI	266	304
TYF	161	258
PER	59	57
LSH	1018	1377
BRU	126	175
TB	7	10
SCA	445	451
LIC	924	902
CHP	172	173
MUM	28	49
Others	332	840
Total	30568	33090

Acute Jaundice Syndrome, Daraa Governorate

Increase of suspected Hepatitis A cases was reported in Dar'a governorate since week 35. The increase reported mainly from the eastern rural areas. The cumulative number of cases reported through EWARS between weeks 35 to 46 is 877; in week 46 the number of reported AJS cases was 132. The diagnosis was made according to clinical symptoms and liver functions tests. In addition, WHO documented 324 probable hepatitis A cases from one area Jeza in Busa district (laboratory diagnosis SGPT test above 50). To confirm HAV or HEV outbreak, 12 specimens of (blood and serum) were tested at WHO reference lab, the specimens were analyzed both by serology (Hepatitis A IgM) and real-time RT-PCR for Hepatitis A and E. Additional sequence-base genotyping is in progress. The lab results were positive HAV for 5 out of 6 samples, and negative HEV for 6 samples.

Acute Jaundice Syndrome, among Afrin IDPs, Aleppo Governorate.

Acute Jaundice Syndrome among Afrin IDPs in the northern rural of Aleppo was reported. Number of AJS cases reported (21 July to 12 November) is 638, predominantly among schoolchildren under 15 years. To confirm HAV or HEV outbreak, 26 specimens of (blood and serum) were tested at WHO reference lab, the specimens were analyzed both by serology (Hepatitis A IgM) and real-time RT-PCR for Hepatitis A and E. Additional sequence-base genotyping is in progress. The lab results were positive HAV for 10 out of 13 samples, and negative HEV for 13 samples. On the other hand, 15000 brochures of prevention of Hepatitis A were provided to NNGOs partners to be distributed in the affected area.

Acute flaccid paralysis

The sub national polio campaign was conducted from 4 - 8 November in 7 governorates targeting 912,908 children under 5, preliminary results indicate that 538,029 children were vaccinated with OPV in the 7 targeted governorates (58%) and 334,900 children were vaccinated with IPV (69 %).

Acute watery Diarrhoea

Five cases of acute watery diarrhoea were reported from Rukban camp in the south east of Syria, samples were not collected due to difficulties in accessibilities. Cases have improved after receiving treatment with ORS, and IV fluids. WHO is in process of shipping cholera kits and rapid diagnostic tests to this camp once the official approvals are granted to proceed the UN inter agency convoy.

Table-2: Distribution of cases per age group, and by Governorate-week-46, 2018:

Code	age group	Idleb	Hassaka	Raqqa	Sweida	Qunaitra	Lattakia	Aleppo	Hama	Homs	Daraa	Damascus	DierEzor	Rural Damascus	Tartous	Grand Total
AD	< 5	624	138	126	77	29	348	268	97	64	129	561	708	255	181	3,605
	≥ 5	589	184	181	70	26	263	413	161	77	89	383	659	246	75	3,416
BD	< 5	0	11	12	4	0	0	1	1	0	4	2	3	4	0	42
	≥ 5	0	14	12	2	0	5	1	0	0	6	1	26	5	0	72
AWD	< 5	0	0	0	0	0	0	0	0	0	0	0	0	4	0	4
	≥ 5	0	0	0	0	0	0	0	0	0	0	0	0	1	0	1
AJS	< 5	33	11	57	9	0	21	33	53	22	73	33	43	19	9	416
	≥ 5	13	11	83	1	4	2	12	10	8	61	9	69	10	3	296
ILI	< 5	952	379	52	264	240	1,821	1,843	195	281	410	748	1,580	1,010	2,130	11,905
	≥ 5	1,000	334	51	254	144	1,562	1,162	318	179	213	467	1,433	818	666	8,601
AFP	< 5	0	0	0	0	0	0	0	2	0	0	0	0	0	0	2
	≥ 5	0	0	0	1	0	0	0	0	0	0	0	0	0	0	1
SM	< 5	2	5	2	0	0	0	1	0	0	0	2	4	0	0	16
	≥ 5	0	7	10	0	0	0	3	0	0	1	1	30	0	0	52
SMN	< 5	8	6	4	1	0	0	5	2	0	0	1	2	0	0	29
	≥ 5	0	1	8	2	0	1	0	1	1	0	4	23	0	0	41
SARI	< 5	2	2	12	8	0	13	3	25	0	0	52	57	0	7	181
	≥ 5	0	2	17	1	0	2	2	28	0	0	9	54	0	8	123
Others	< 5	321	134	45	17	9	324	410	196	70	27	32	1,125	337	15	3,062
	≥ 5	54	66	16	10	0	14	169	17	19	2	12	515	331	5	1,230
Total Sum of < 5		1,942	686	310	380	278	2,527	2,564	571	437	643	1,431	3,522	1,629	2,342	19,262
Total Sum of ≥ 5		1,656	619	378	341	174	1,849	1,762	535	284	372	886	2,809	1,411	757	13,833
Total		3,598	1,305	688	721	452	4,376	4,326	1,106	721	1,015	2,317	6,331	3,040	3,099	33,095