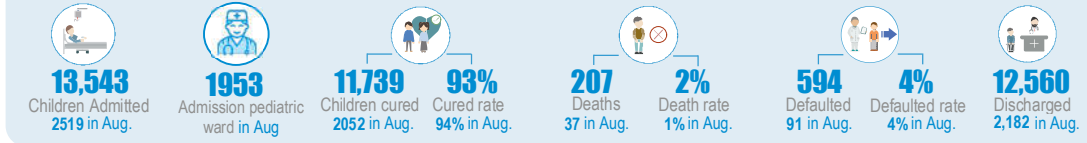


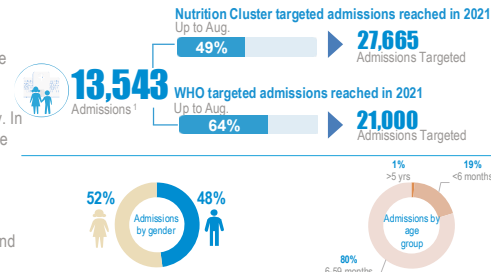
Key Figures - From January to August 2021



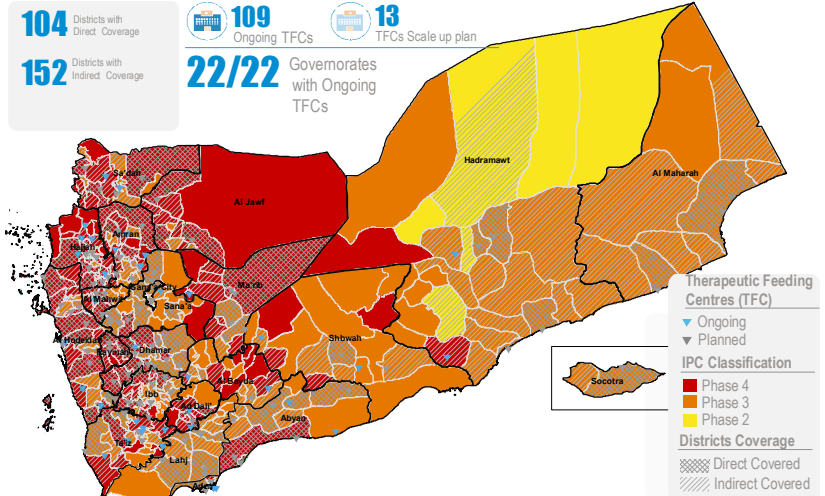
Service Utilization January-August

From January to August **13,543** children have received life-saving services in WHO-supported TFCs, of which **2,625 (19%)** are children under 6 months. The quality of service is evidenced by the decrease in the default rate and death rate in August, the cured rate Reached **93%**, the default rate was **4%** and the death rate was only **1%**. Behind each child, a caregiver was counselled on IYCF best practices, **13,543** caregivers in total. Each caregiver received 10 counselling sessions per hospital stay. In 2021, **13,543** counselling sessions were conducted in TFCs. The increase of equitable access and utilization of quality preventive nutrition services in TFCs, such as IYCF counselling, is evidenced by the decrease in the relapse rate, at **2%** on average per month, throughout the 2021.

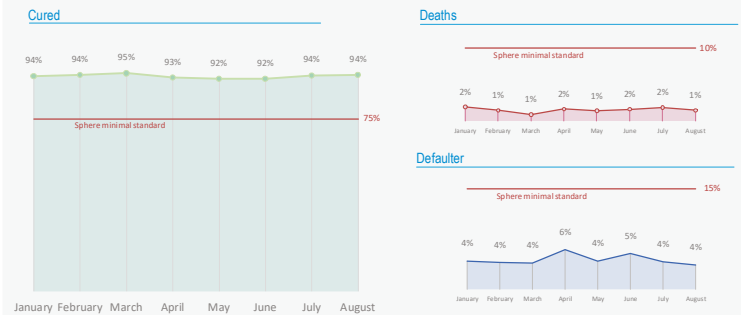
By ensuring the continuum of care through supporting pediatricians and general practitioners in TFCs in referral hospital, other child service departments benefited and thus TFCs operations extended to **1953** children admitted in several pediatric wards



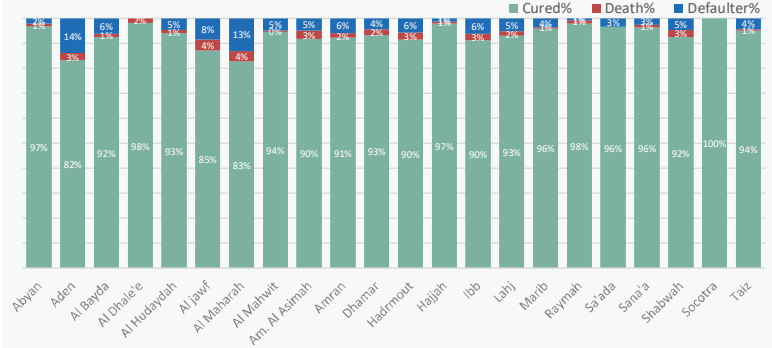
TFC Coverage by district (with IPC Classification)



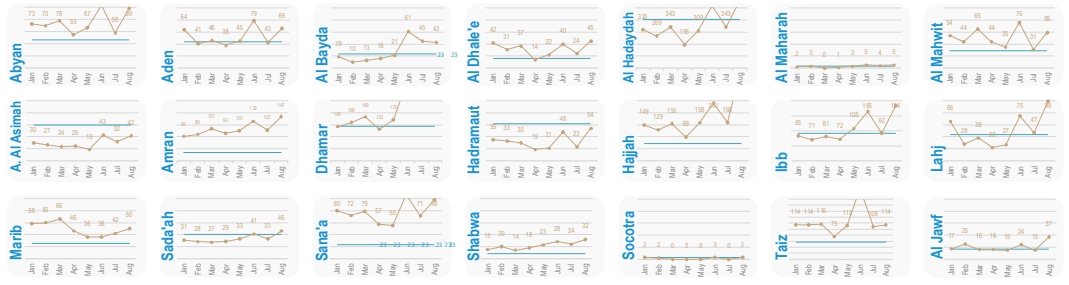
TFCs Performance Indicators January-August



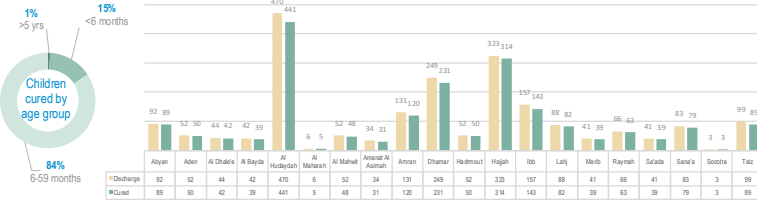
Main performance indicators per Governorate January- August



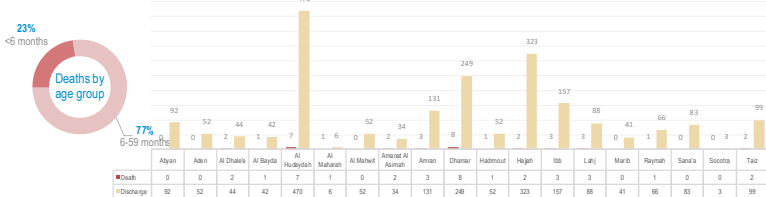
Service Utilization per Governorate



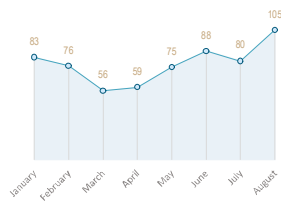
Cured Children per Governorate in August



Deaths per Governorate in August



Oedema



Relapse

